

---

# CITY OF DRYDEN

## Police Services Board Detachment Commander's Report



January – March  
2024 First Quarter Report

***Forging strong and effective partnerships with  
our communities***

***Presented: TBD, 2024***

**Police Services Board Report for City of Drydn**  
2024/Jan to 2024/Mar

<b>Public Complaints</b>	
Policy	0
Service	0
Conduct	2

**Date information collected from Professional Standards Bureau Commander Reports:** 2024-06-12

**Data Source**

Ontario Provincial Police, Professional Standards Bureau Commander Reports  
- Includes all public policy, service and conduct complaints submitted to the Office of the Independent Police Review Director (OIPRD)

<b>Secondary Employment</b>
-----------------------------

<b>Intelligence Led Policing - Crime Abatement Strategy</b>	
Number of Offenders in Program	33
Number of Offenders Charged	11
Number of Charges Laid	77
Number of Checks Performed	60

**Date information was collected from Records Management System:** 2024-04-02

<b>Daily Activity Reporting Patrol Hours</b>	
<b>Total Hours</b>	<b>2024/Jan to 2024/Mar</b>
Number of Cruiser Patrol Hours	1,534.25
Number of Motorcycle Patrol Hours	0.00
Number of Marine Patrol Hours	0.00
Number of ATV Patrol Hours	0.00
Number of Snowmobile Patrol Hours	16.00
Number of Bicycle Patrol Hours	0.00
Number of Foot Patrol Hours	446.75
Number of School Patrol Hours	11.50

**Data source (Daily Activity Reporting System) date:** 2024/06/28

<b>Staffing Updates</b>
-------------------------

**Detachment:** 2C - DRYDEN  
**Location code(s):** 2C00 - DRYDEN  
**Area code(s):** 2002 - City of Dryden PS

**Report Generated by:**  
Mawby, Wendy

**Report Generated on:**  
12-Jun-24 2:36:23 PM  
PP-CSC-Operational Planning-4300

**Police Services Board Report for City of Drydn  
2024/Jan to 2024/Mar**

Transfers:	PC Chris Notte & PC Brock Martin transferred to the Community Street Crime Unit in February. Three new recruits arrived in February - PC Cameron Clark, PC Justine Dela Cruz & PC Denny Van Loon.
Promotions:	A/Sgt Brittany Bembeneck & A/Sgt Chris Lockwood successful in sergeant competition.
Awards:	PC Ron Fults - 20 year exemplary policing medal/commendation for community. PC Natalia Gauthier - 20 year policing medal. D/Sgt Jared Olsen - 20 year exemplary policing medal. PC Marcus Bowyer commendation for exemplary performance of duty. PC Chris Chevrier - commendation for bravery. A/S/Sgt Mitchell Davis - commendation for bravery. PC Cody Fedorchuk - commendation for bravery. PC Melvin Flores Lemus - commendation for bravery. Sgt. Timothy Gadd - commendation for bravery. PC Alex Hickey - commendation for life saving. Sgt Erin Huckell - commendation for bravery. PC Andrew Jones - commendation for lifesaving X2 & St. Johns Ambulance award. PC Chris Notte - commendation for bravery. PC Jonathan Ross - commendation for bravery. PC Michael Stefanelli - commendation for life saving & St. Johns Ambulance award. Sgt. Bob Wright - commendation for life saving.
Other:	Part Time Policing PC Cory Parrish returned from retirement mid January. Detachment Operations Clerk Ashley Brown joined the team in January. Detachment Administration Clerk Jennifer Sanders will be backfilling Arin Pap's maternity leave until March 2025.

<b>Detachment Initiatives</b>	
Number of Targeted Media Releases:	39 news media releases + many social media postings
Crime and Traffic Campaigns/Initiatives:	Easter Weekend Campaign - ranked second in the Province - 516 charges & 81 warnings issued
Other:	Auxiliary presentation, Easter Bunny & Youth Program @ Native Friendship Centre, BBQ & Safety Presentation @ St. Joseph School, Walk-a-Mile @ Public Library, Safety & Cyber Bullying Presentation @ Ecole Catholic School, Youth Engagement Committee Night @ Open Roads School, KDSB Circle of Care, Wabigoon Bike Rodeo, Funeral Procession for Leslie Catlin, Coldest Night of the Year event, Motorized Snow Vehicle Safety Presentation, Situation Table, Big/Little Bands Hockey Tournament, Firefly Diversions Session

<b>Detachment Emergency Planning Activities</b>	
Emergency Planning Activities	Lockdown Policy & Procedures @ New Prospect School, ERT/IST for IRD Training & Lockdown Drill @ Dryden High School

**Detachment:** 2C - DRYDEN  
**Location code(s):** 2C00 - DRYDEN  
**Area code(s):** 2002 - City of Dryden PS

**Report Generated by:**  
Mawby, Wendy

**Report Generated on:**  
12-Jun-24 2:36:23 PM  
PP-CSC-Operational Planning-4300



# Calls For Service (CFS) Billing Summary Report

## Dryden January to March - 2024

Billing Categories <i>(Billing categories below do not match traditional crime groupings)</i>	2024				2023			
	January to March	Year to Date	Time Standard	Year To Date Weighted Hours	January to March	Year to Date	Time Standard	Year To Date Weighted Hours
Violent Criminal Code	65	65	15.4	1,001.0	63	63	15.4	970.2
Property Crime Violations	64	64	6.3	403.2	74	74	6.3	466.2
Other Criminal Code Violations (Excluding traffic)	50	50	7.3	365.0	54	54	7.3	394.2
Drug Possession	13	13	6.9	89.7	11	11	6.9	75.9
Drugs	7	7	80.6	564.2	4	4	80.6	322.4
Statutes & Acts	107	107	3.5	374.5	142	142	3.5	497.0
Operational	430	430	3.8	1,634.0	482	482	3.8	1,831.6
Operational2	103	103	1.5	154.5	111	111	1.5	166.5
Traffic	51	51	3.8	193.8	59	59	3.8	224.2
<b>Total</b>	<b>890</b>	<b>890</b>		<b>4,779.9</b>	<b>1,000</b>	<b>1,000</b>		<b>4,948.2</b>

### Note to Detachment Commanders:

- The content of each report is to be shared by the Detachment Commander only with the municipality for which it was generated. The municipality may treat this as a public document and distribute it as they wish.
- All data is sourced from the Niche RMS application. Included are 'reported' occurrences (actuals and unfounded occurrences) for 'billable' occurrences ONLY. Data is refreshed on a weekly basis.
- The Traffic category includes motor vehicle collision (MVC) occurrences entered into Niche (UCR code 8521). MVCs are NOT sourced from the eCRS application for this report.
- Only the primary violation is counted within an occurrence.
- Time standards displayed are for the 2024 billing period.

### Note to Municipalities:

- Data contained within this report is dynamic in nature and numbers will change over time as the Ontario Provincial Police continues to investigate and solve crime.
- This report is NOT to be used for crime trend analysis as not all occurrences are included.
- Data groupings within this report do not match traditional crime groupings seen in other public reports such as the OPP Police Services Board reports or Statistics Canada reporting.



## Calls For Service (CFS) Billing Summary Report

### Dryden January to March - 2024

Billing Categories <i>(Billing categories below do not match traditional crime groupings)</i>		2024				2023			
		January to March	Year to Date	Time Standard	Year To Date Weighted Hours	January to March	Year to Date	Time Standard	Year To Date Weighted Hours
Violent Criminal Code	Sexual Assault With a Weapon	3	3	15.4	46.2	0	0		0.0
	Sexual Assault	4	4	15.4	61.6	8	8	15.4	123.2
	Sexual Interference	1	1	15.4	15.4	1	1	15.4	15.4
	Invitation to Sexual Touching	1	1	15.4	15.4	0	0		0.0
	Non-Consensual Distribution of Intimate Images	2	2	15.4	30.8	0	0		0.0
	Assault With Weapon or Causing Bodily Harm-Level 2	9	9	15.4	138.6	9	9	15.4	138.6
	Assault-Level 1	28	28	15.4	431.2	32	32	15.4	492.8
	Assault Peace Officer	2	2	15.4	30.8	0	0		0.0
	Forcible confinement	0	0		0.0	2	2	15.4	30.8
	Extortion	0	0		0.0	1	1	15.4	15.4
	Criminal Harassment	5	5	15.4	77.0	3	3	15.4	46.2
	Indecent/Harassing Communications	1	1	15.4	15.4	2	2	15.4	30.8
	Utter Threats -Master code	1	1	15.4	15.4	0	0		0.0
	Utter Threats to Person	8	8	15.4	123.2	4	4	15.4	61.6
	Counsel/Aid/Abet Person to commit suicide	0	0		0.0	1	1	15.4	15.4
<b>Total</b>	<b>65</b>	<b>65</b>	<b>15.4</b>	<b>1,001.0</b>	<b>63</b>	<b>63</b>	<b>15.4</b>	<b>970.2</b>	
Property Crime Violations	Break & Enter	11	11	6.3	69.3	8	8	6.3	50.4
	Theft Over -master code	0	0		0.0	1	1	6.3	6.3
	Theft Over - Other Theft	1	1	6.3	6.3	0	0		0.0
	Theft FROM Motor Vehicle Over \$5,000	0	0		0.0	1	1	6.3	6.3
	Theft of Motor Vehicle	2	2	6.3	12.6	2	2	6.3	12.6
	Theft Under -master code	6	6	6.3	37.8	6	6	6.3	37.8
	Theft under - Building	0	0		0.0	1	1	6.3	6.3
	Theft under - Persons	1	1	6.3	6.3	0	0		0.0
	Theft under - Other Theft	4	4	6.3	25.2	6	6	6.3	37.8
	Theft FROM Motor Vehicle Under \$5,000	0	0		0.0	6	6	6.3	37.8
	Theft Under \$5,000 [SHOPLIFTING]	9	9	6.3	56.7	9	9	6.3	56.7
	Possession of Stolen Goods over \$5,000	1	1	6.3	6.3	0	0		0.0
	Fraud -Master code	4	4	6.3	25.2	6	6	6.3	37.8



## Calls For Service (CFS) Billing Summary Report

### Dryden January to March - 2024

Billing Categories <i>(Billing categories below do not match traditional crime groupings)</i>		2024				2023			
		January to March	Year to Date	Time Standard	Year To Date Weighted Hours	January to March	Year to Date	Time Standard	Year To Date Weighted Hours
Property Crime Violations	Fraud - Steal/Forge/Poss./Use Credit Card	1	1	6.3	6.3	0	0		0.0
	Fraud - False Pretence <= \$5,000	2	2	6.3	12.6	1	1	6.3	6.3
	Fraud - Forgery & Uttering	1	1	6.3	6.3	0	0		0.0
	Fraud -Money/property/ security > \$5,000	1	1	6.3	6.3	1	1	6.3	6.3
	Fraud -Money/property/ security <= \$5,000	4	4	6.3	25.2	5	5	6.3	31.5
	Fraud - Other	1	1	6.3	6.3	3	3	6.3	18.9
	Personation with Intent (fraud)	0	0		0.0	1	1	6.3	6.3
	Identity Fraud	2	2	6.3	12.6	0	0		0.0
	Mischief - master code	12	12	6.3	75.6	16	16	6.3	100.8
	Interfere with lawful use, enjoyment of property	1	1	6.3	6.3	0	0		0.0
	Property Damage	0	0		0.0	1	1	6.3	6.3
	<b>Total</b>	<b>64</b>	<b>64</b>	<b>6.3</b>	<b>403.2</b>	<b>74</b>	<b>74</b>	<b>6.3</b>	<b>466.2</b>
Other Criminal Code Violations (Excluding traffic)	Offensive Weapons-Possession of Weapons	1	1	7.3	7.3	1	1	7.3	7.3
	Offensive Weapons-Prohibited	0	0		0.0	1	1	7.3	7.3
	Breach of Firearms regulation -unsafe storage	1	1	7.3	7.3	0	0		0.0
	Bail Violations -Master code	1	1	7.3	7.3	2	2	7.3	14.6
	Bail Violations - Fail To Comply	26	26	7.3	189.8	21	21	7.3	153.3
	Bail Violations - Others	0	0		0.0	1	1	7.3	7.3
	Disturb the Peace	12	12	7.3	87.6	20	20	7.3	146.0
	Indecent acts -Other	1	1	7.3	7.3	0	0		0.0
	Obstruct Public Peace Officer	1	1	7.3	7.3	0	0		0.0
	Trespass at Night	0	0		0.0	2	2	7.3	14.6
	Breach of Probation	4	4	7.3	29.2	6	6	7.3	43.8
	Offensive Weapons-Careless use of firearms	1	1	7.3	7.3	0	0		0.0
	Public mischief - mislead peace officer	1	1	7.3	7.3	0	0		0.0
	Possession of Burglary Tools	1	1	7.3	7.3	0	0		0.0
	<b>Total</b>	<b>50</b>	<b>50</b>	<b>7.3</b>	<b>365.0</b>	<b>54</b>	<b>54</b>	<b>7.3</b>	<b>394.2</b>



## Calls For Service (CFS) Billing Summary Report

### Dryden January to March - 2024

Billing Categories <i>(Billing categories below do not match traditional crime groupings)</i>		2024				2023			
		January to March	Year to Date	Time Standard	Year To Date Weighted Hours	January to March	Year to Date	Time Standard	Year To Date Weighted Hours
Drug Possession	Possession Cocaine	2	2	6.9	13.8	1	1	6.9	6.9
	Possession Other Controlled Drugs and Substance Act	4	4	6.9	27.6	5	5	6.9	34.5
	Possession - Methamphetamine (Crystal Meth)	1	1	6.9	6.9	1	1	6.9	6.9
	Possession of Opioid (other than heroin)	0	0		0.0	1	1	6.9	6.9
	Drug related occurrence	6	6	6.9	41.4	3	3	6.9	20.7
	<b>Total</b>	<b>13</b>	<b>13</b>	<b>6.9</b>	<b>89.7</b>	<b>11</b>	<b>11</b>	<b>6.9</b>	<b>75.9</b>
Drugs	Trafficking Cocaine	4	4	80.6	322.4	1	1	80.6	80.6
	Trafficking Other Controlled Drugs and Substance Act	3	3	80.6	241.8	1	1	80.6	80.6
	Trafficking - Methamphetamine (Crystal Meth)	0	0		0.0	1	1	80.6	80.6
	Trafficking of Opioid (other than heroin)	0	0		0.0	1	1	80.6	80.6
	<b>Total</b>	<b>7</b>	<b>7</b>	<b>80.6</b>	<b>564.2</b>	<b>4</b>	<b>4</b>	<b>80.6</b>	<b>322.4</b>
Statutes & Acts	Landlord/Tenant	7	7	3.5	24.5	9	9	3.5	31.5
	Mental Health Act	28	28	3.5	98.0	45	45	3.5	157.5
	Mental Health Act - No contact with Police	2	2	3.5	7.0	2	2	3.5	7.0
	Mental Health Act - Attempt Suicide	12	12	3.5	42.0	14	14	3.5	49.0
	Mental Health Act - Threat of Suicide	18	18	3.5	63.0	25	25	3.5	87.5
	Mental Health Act - Voluntary Transport	5	5	3.5	17.5	11	11	3.5	38.5
	Mental Health Act - Placed on Form	1	1	3.5	3.5	3	3	3.5	10.5
	Mental Health Act - Apprehension	5	5	3.5	17.5	6	6	3.5	21.0
	Trespass To Property Act	29	29	3.5	101.5	27	27	3.5	94.5
<b>Total</b>	<b>107</b>	<b>107</b>	<b>3.5</b>	<b>374.5</b>	<b>142</b>	<b>142</b>	<b>3.5</b>	<b>497.0</b>	
Operational	Animal -Master code	0	0		0.0	1	1	3.8	3.8
	Animal Bite	1	1	3.8	3.8	1	1	3.8	3.8
	Animal Stray	2	2	3.8	7.6	1	1	3.8	3.8
	Animal Injured	8	8	3.8	30.4	3	3	3.8	11.4
	Animal - Other	4	4	3.8	15.2	2	2	3.8	7.6
	Animal - Dog Owners Liability Act	2	2	3.8	7.6	0	0		0.0



## Calls For Service (CFS) Billing Summary Report

### Dryden January to March - 2024

Billing Categories <i>(Billing categories below do not match traditional crime groupings)</i>		2024				2023			
		January to March	Year to Date	Time Standard	Year To Date Weighted Hours	January to March	Year to Date	Time Standard	Year To Date Weighted Hours
Operational	Domestic Disturbance	46	46	3.8	174.8	42	42	3.8	159.6
	Suspicious Person	40	40	3.8	152.0	52	52	3.8	197.6
	Phone -Master code	0	0		0.0	4	4	3.8	15.2
	Phone -Nuisance - No Charges Laid	0	0		0.0	2	2	3.8	7.6
	Phone -Threatening - No Charges Laid	1	1	3.8	3.8	0	0		0.0
	Phone -Other - No Charges Laid	0	0		0.0	3	3	3.8	11.4
	Fire - Building	4	4	3.8	15.2	1	1	3.8	3.8
	Fire - Vehicle	1	1	3.8	3.8	0	0		0.0
	Fire - Other	0	0		0.0	1	1	3.8	3.8
	Insecure Condition - Master code	2	2	3.8	7.6	1	1	3.8	3.8
	Insecure Condition - Building	1	1	3.8	3.8	0	0		0.0
	Missing Person - Master code	0	0		0.0	2	2	3.8	7.6
	Missing Person 12 & older	7	7	3.8	26.6	8	8	3.8	30.4
	Missing Person Located 12 & older	10	10	3.8	38.0	18	18	3.8	68.4
	Noise Complaint - Master code	23	23	3.8	87.4	18	18	3.8	68.4
	Noise Complaint - Residence	1	1	3.8	3.8	3	3	3.8	11.4
	Noise Complaint - Business	0	0		0.0	2	2	3.8	7.6
	Noise Complaint - Animal	1	1	3.8	3.8	2	2	3.8	7.6
	Found Property - Master code	11	11	3.8	41.8	12	12	3.8	45.6
	Found-Sporting Goods, Hobby Equip.	1	1	3.8	3.8	0	0		0.0
	Found-Others	0	0		0.0	1	1	3.8	3.8
	Lost Property - Master code	2	2	3.8	7.6	13	13	3.8	49.4
	Lost License Plate	1	1	3.8	3.8	0	0		0.0
	Lost-Personal Accessories	0	0		0.0	2	2	3.8	7.6
	Lost-Household Property	0	0		0.0	2	2	3.8	7.6
Sudden Death - Suicide	1	1	3.8	3.8	2	2	3.8	7.6	
Sudden Death - Natural Causes	2	2	3.8	7.6	4	4	3.8	15.2	





## Calls For Service (CFS) Billing Summary Report

### Dryden January to March - 2024

Billing Categories <i>(Billing categories below do not match traditional crime groupings)</i>		2024				2023			
		January to March	Year to Date	Time Standard	Year To Date Weighted Hours	January to March	Year to Date	Time Standard	Year To Date Weighted Hours
Operational	Sudden Death - Apparent Overdose-Overdose	1	1	3.8	3.8	0	0		0.0
	Suspicious Vehicle	13	13	3.8	49.4	20	20	3.8	76.0
	Trouble with Youth	22	22	3.8	83.6	27	27	3.8	102.6
	Medical Assistance - Master code	1	1	3.8	3.8	5	5	3.8	19.0
	Medical Assistance - Other	2	2	3.8	7.6	11	11	3.8	41.8
	Vehicle Recovered - Trucks	1	1	3.8	3.8	0	0		0.0
	Unwanted Persons	106	106	3.8	402.8	116	116	3.8	440.8
	Neighbour Dispute	5	5	3.8	19.0	7	7	3.8	26.6
	Other Municipal By-Laws	0	0		0.0	2	2	3.8	7.6
	Traffic By-Law	0	0		0.0	1	1	3.8	3.8
	Overdose/Suspected Overdose - Opioid Related	1	1	3.8	3.8	1	1	3.8	3.8
	Assist Fire Department	2	2	3.8	7.6	1	1	3.8	3.8
	Assist Public	87	87	3.8	330.6	59	59	3.8	224.2
	Distressed/Overdue Motorist	0	0		0.0	1	1	3.8	3.8
	Compassionate Message	0	0		0.0	1	1	3.8	3.8
	Family Dispute	17	17	3.8	64.6	26	26	3.8	98.8
Suspicious Package	0	0		0.0	1	1	3.8	3.8	
<b>Total</b>	<b>430</b>	<b>430</b>	<b>3.8</b>	<b>1,634.0</b>	<b>482</b>	<b>482</b>	<b>3.8</b>	<b>1,831.6</b>	
Operational2	False Alarm-Accidental Trip	1	1	1.5	1.5	0	0		0.0
	False Holdup Alarm-Accidental Trip	15	15	1.5	22.5	8	8	1.5	12.0
	False Alarm -Others	49	49	1.5	73.5	39	39	1.5	58.5
	Keep the Peace	23	23	1.5	34.5	29	29	1.5	43.5
	911 call / 911 hang up	9	9	1.5	13.5	18	18	1.5	27.0
	911 call - Dropped Cell	6	6	1.5	9.0	17	17	1.5	25.5
	<b>Total</b>	<b>103</b>	<b>103</b>	<b>1.5</b>	<b>154.5</b>	<b>111</b>	<b>111</b>	<b>1.5</b>	<b>166.5</b>
Traffic	MVC (MOTOR VEHICLE COLLISION) - Master code	1	1	3.8	3.8	4	4	3.8	15.2
	MVC - Personal Injury (MOTOR VEHICLE COLLISION)	1	1	3.8	3.8	1	1	3.8	3.8
	MVC - Prop. Dam. Non Reportable	13	13	3.8	49.4	17	17	3.8	64.6



## Calls For Service (CFS) Billing Summary Report

### Dryden January to March - 2024

Billing Categories <i>(Billing categories below do not match traditional crime groupings)</i>		2024				2023			
		January to March	Year to Date	Time Standard	Year To Date Weighted Hours	January to March	Year to Date	Time Standard	Year To Date Weighted Hours
Traffic	MVC - Prop. Dam. Reportable (MOTOR VEHICLE COLLISION)	28	28	3.8	106.4	33	33	3.8	125.4
	MVC - Prop. Dam. Failed to Remain (MOTOR VEHICLE COLLISION)	5	5	3.8	19.0	4	4	3.8	15.2
	MVC - Pers. Inj. Failed To Remain (MOTOR VEHICLE COLLISION)	1	1	3.8	3.8	0	0		0.0
	MVC - Fatal (MOTOR VEHICLE COLLISION)	1	1	3.8	3.8	0	0		0.0
	MVC - Others (MOTOR VEHICLE COLLISION)	1	1	3.8	3.8	0	0		0.0
	<b>Total</b>	<b>51</b>	<b>51</b>	<b>3.8</b>	<b>193.8</b>	<b>59</b>	<b>59</b>	<b>3.8</b>	<b>224.2</b>
<b>Total</b>	<b>890</b>	<b>890</b>		<b>4,779.9</b>	<b>1,000</b>	<b>1,000</b>		<b>4,948.2</b>	

#### Note to Detachment Commanders:

- The content of each report is to be shared by the Detachment Commander only with the municipality for which it was generated. The municipality may treat this as a public document and distribute it as they wish.
- All data is sourced from the Niche RMS application. Included are 'reported' occurrences (actuals and unfounded occurrences) for 'billable' occurrences ONLY. Data is refreshed on a weekly basis.
- The Traffic category includes motor vehicle collision (MVC) occurrences entered into Niche (UCR code 8521). MVCs are NOT sourced from the eCRS application for this report.
- Only the primary violation is counted within an occurrence.
- Time standards displayed are for the 2024 billing period.

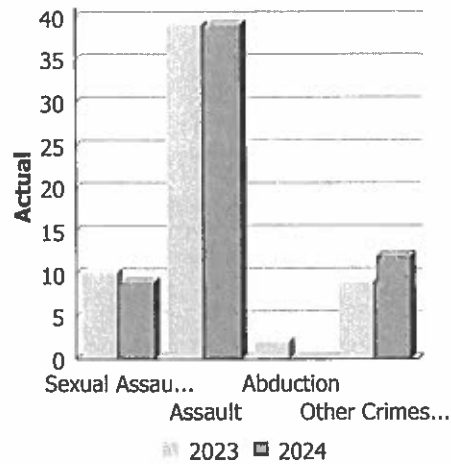
#### Note to Municipalities:

- Data contained within this report is dynamic in nature and numbers will change over time as the Ontario Provincial Police continues to investigate and solve crime.
- This report is NOT to be used for crime trend analysis as not all occurrences are included.
- Data groupings within this report do not match traditional crime groupings seen in other public reports such as the OPP Police Services Board reports or Statistics Canada reporting.

**Police Services Board Report for City of Dryden**  
**Records Management System**  
**January to March - 2024**

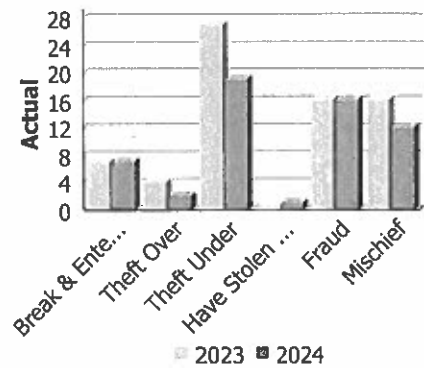
**Violent Crime**

Actual	January to March			Year to Date - March		
	2023	2024	% Change	2023	2024	% Change
Murder	0	0	--	0	0	--
Other Offences Causing Death	0	0	--	0	0	--
Attempted Murder	0	0	--	0	0	--
Sexual Assault	10	9	-10.0%	10	9	-10.0%
Assault	39	37	-5.1%	39	37	-5.1%
Abduction	2	0	-100.0%	2	0	-100.0%
Robbery	0	0	--	0	0	--
Other Crimes Against a Person	9	12	33.3%	9	12	33.3%
<b>Total</b>	<b>60</b>	<b>58</b>	<b>0.0%</b>	<b>60</b>	<b>58</b>	<b>0.0%</b>



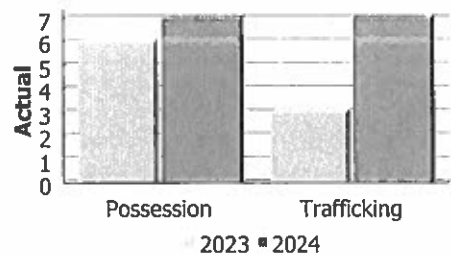
**Property Crime**

Actual	January to March			Year to Date - March		
	2023	2024	% Change	2023	2024	% Change
Arson	0	0	--	0	0	--
Break & Enter	7	7	0.0%	7	7	0.0%
Theft Over	4	2	-50.0%	4	2	-50.0%
Theft Under	27	19	-29.6%	27	19	-29.6%
Have Stolen Goods	0	1	--	0	1	--
Fraud	16	16	0.0%	16	16	0.0%
Mischief	16	12	-25.0%	16	12	-25.0%
<b>Total</b>	<b>70</b>	<b>57</b>	<b>-18.6%</b>	<b>70</b>	<b>57</b>	<b>-18.6%</b>



**Drug Crime**

Actual	January to March			Year to Date - March		
	2023	2024	% Change	2023	2024	% Change
Possession	6	7	16.7%	6	7	16.7%
Trafficking	3	7	133.3%	3	7	133.3%
Importation and Production	0	0	--	0	0	--
<b>Total</b>	<b>9</b>	<b>14</b>	<b>55.6%</b>	<b>9</b>	<b>14</b>	<b>55.6%</b>



**Detachment:** 2C - DRYDEN  
**Location code(s):** 2C00 - DRYDEN  
**Area code(s):** 2002 - City of Dryden  
**Data source date:** 2024/03/30

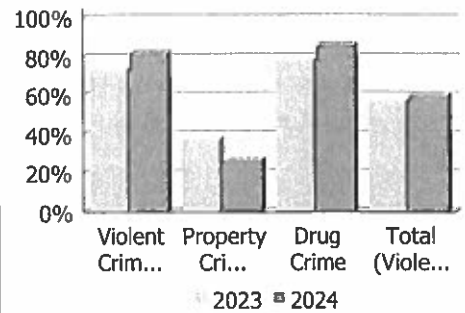
**Report Generated by:**  
Mawby, Wendy

**Report Generated on:**  
3-Apr-24 2:52:52 PM  
PP-CSC-Operational Planning-4300

**Police Services Board Report for City of Dryden**  
**Records Management System**  
**January to March - 2024**

**Clearance Rate**

Clearance Rate	January to March			Year to Date - March		
	2023	2024	Difference	2023	2024	Difference
Violent Crime	73.3%	81.7%	8.3%	73.3%	81.7%	8.3%
Property Crime	37.1%	26.3%	-10.8%	37.1%	26.3%	-10.8%
Drug Crime	77.8%	85.7%	7.9%	77.8%	85.7%	7.9%
<b>Total (Violent, Property &amp; Drug)</b>	<b>56.9%</b>	<b>59.8%</b>	<b>2.9%</b>	<b>56.9%</b>	<b>59.8%</b>	<b>2.9%</b>



Data contained within this report is dynamic in nature and numbers will change over time as the Ontario Provincial Police continue to investigate and solve crime.

**Data Utilized**

- Major Crimes
- Niche RMS All Offence Level Business Intelligence Cube

**Detachment:** 2C - DRYDEN  
**Location code(s):** 2C00 - DRYDEN  
**Area code(s):** 2002 - City of Dryden  
**Data source date:**  
 2024/03/30

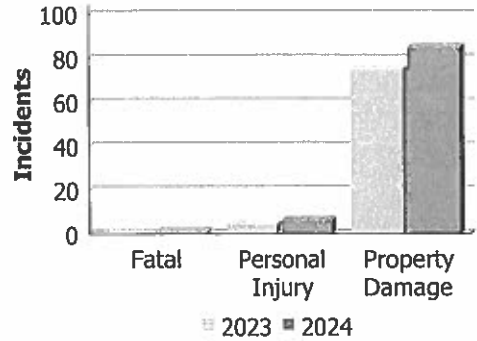
**Report Generated by:**  
 Mawby, Wendy

**Report Generated on:**  
 3-Apr-24 2:52:52 PM  
 PP-CSC-Operational Planning-4300

**Police Services Board Report for City of Dryden**  
**Collision Reporting System**  
**January to March - 2024**

**Motor Vehicle Collisions by Type**

Incidents	January to March			Year to Date - March		
	2023	2024	% Change	2023	2024	% Change
Fatal	0	1	--	0	1	--
Personal Injury	4	6	50.0%	4	6	50.0%
Property Damage	75	85	13.3%	75	85	13.3%
<b>Total</b>	<b>79</b>	<b>92</b>	<b>16.5%</b>	<b>79</b>	<b>92</b>	<b>16.5%</b>



**Data Utilized**

- SQL online application reporting system – OPP CRS 2.3.09
- Collision Reporting System Business Intelligence Cube

**Detachment:** 2C - DRYDEN  
**Location code(s):** 2C00-DRYDEN  
**Data source date:**  
 2024/04/02

**Report Generated by:**  
 Mawby, Wendy

**Report Generated on:**  
 3-Apr-24 2:57:03 PM  
 PP-CSC-Operational Planning-4300

# Dryden e-Ticket Map

January – March 2024

196 e-ticket occurrences

