
CITY OF DRYDEN

Police Services Board Detachment Commander's Report



April - June
2024 Second Quarter Report

***Forging strong and effective partnerships with
our communities***

Presented: TBD

Police Services Board Report for City of Dryden
2024/Apr to 2024/Jun

Public Complaints	
Policy	0
Service	0
Conduct	0

Date information collected from Professional Standards Bureau Commander Reports: 2024-07-17

Data Source

Ontario Provincial Police, Professional Standards Bureau Commander Reports

- Includes all public policy, service and conduct complaints submitted to the Office of the Independent Police Review Director (OIPRD)

Secondary Employment

Intelligence Led Policing - Crime Abatement Strategy	
Number of Offenders in Program	42
Number of Offenders Charged	27
Number of Charges Laid	72
Number of Checks Performed	97

Date information was collected from Records Management System: 2024-07-17

Staffing Updates	
Transfers:	Transfer Out: Constable Kyle Nicholson (April), DOC Ashley Brown (June)// Transfer In: Constable Michelle Moakler (May)// New Hire: Cadet Tyler Bailey ((May)
Promotions:	Sergeant Mitchell Davis was successful in Staff Sergeant competition (May).
Other:	Sergeant Thom Sternkoski accepted a acting assignment May-Nov 2024.// Guard Marcia Lyle accepted an acting assignment as DOC June-Nov 2024 (backfill DOC vacancy)

Detachment Initiatives	
Number of Targeted Media Releases:	96 Social Media Posts + 51 Media Releases
Crime and Traffic Campaigns/Initiatives:	May Traffic Campaign 514 charges and 86 warnings issued - #1 in Northwest & #5 Provincially
Public Education Campaigns:	St. Joseph School - safety presentation, Open Roads School - bullying presentation
Other:	Dryden Native Friendship Centre - Easter Bunny, Youth Programs, Red Dress Day, Pride Event Booth, Wabigoon Bike Rodeo, St. Joseph School - Open House & BBQ, Bike Rodeo, Dryden High School - Evening Event, Pow Wow, Recruitment Drive - Selkirk Manitoba, Dryden Arena - Home & Leisure Show, Indigenous People's Day, Open Roads School - Book Read, Healing Lodge Grand Opening, Dryden Day Care - Bike Rodeo, Dryden Library - TD Reading Launch BBQ, Drag Reading, City Hall - Rainbow Alliance Flag Raising, Tim Hortons - Smile Cookie Campaign, Cooper Park - Mercury Pollution Protest

Detachment Emergency Planning Activities

Detachment: 2C - DRYDEN

Location code(s): 2C00 - DRYDEN

Area code(s): 2002 - City of Dryden PS

Report Generated by:
Mawby, Wendy

Report Generated on:
17-Jul-24 11:43:55 AM
PP-CSC-Operational Planning-4300



Calls For Service (CFS) Billing Summary Report

Dryden
April to June - 2024

Billing Categories <i>(Billing categories below do not match traditional crime groupings)</i>	2024				2023			
	April to June	Year to Date	Time Standard	Year To Date Weighted Hours	April to June	Year to Date	Time Standard	Year To Date Weighted Hours
Violent Criminal Code	80	153	15.4	2,356.2	87	151	15.4	2,325.4
Property Crime Violations	98	165	6.3	1,039.5	81	156	6.3	982.8
Other Criminal Code Violations (Excluding traffic)	68	123	7.3	897.9	54	108	7.3	788.4
Drug Possession	12	25	6.9	172.5	16	27	6.9	186.3
Drugs	6	12	80.6	967.2	8	12	80.6	967.2
Statutes & Acts	174	290	3.5	1,015.0	133	275	3.5	962.5
Operational	670	1,129	3.8	4,290.2	500	973	3.8	3,697.4
Operational2	143	247	1.5	370.5	135	247	1.5	370.5
Traffic	42	103	3.8	391.4	32	91	3.8	345.8
Total	1,293	2,247		11,500.4	1,046	2,040		10,626.3

Note to Detachment Commanders:

- The content of each report is to be shared by the Detachment Commander only with the municipality for which it was generated. The municipality may treat this as a public document and distribute it as they wish.
- All data is sourced from the Niche RMS application. Included are 'reported' occurrences (actuals and unfounded occurrences) for 'billable' occurrences ONLY. Data is refreshed on a weekly basis.
- The Traffic category includes motor vehicle collision (MVC) occurrences entered into Niche (UCR code 8521). MVCs are NOT sourced from the eCRS application for this report.
- Only the primary violation is counted within an occurrence.
- Time standards displayed are for the 2024 billing period.

Note to Municipalities:

- Data contained within this report is dynamic in nature and numbers will change over time as the Ontario Provincial Police continues to investigate and solve crime.
- This report is NOT to be used for crime trend analysis as not all occurrences are included.
- Data groupings within this report do not match traditional crime groupings seen in other public reports such as the OPP Police Services Board reports or Statistics Canada reporting.



Calls For Service (CFS) Billing Summary Report

Dryden April to June - 2024

Billing Categories <i>(Billing categories below do not match traditional crime groupings)</i>		2024				2023			
		April to June	Year to Date	Time Standard	Year To Date Weighted Hours	April to June	Year to Date	Time Standard	Year To Date Weighted Hours
Violent Criminal Code	Murder 2nd Degree	0	0		0.0	1	1	15.4	15.4
	Sexual offence occurring prior to January 4, 1983	0	1	15.4	15.4	0	0		0.0
	Aggravated Sexual Assault	1	1	15.4	15.4	0	0		0.0
	Sexual Assault With a Weapon	1	4	15.4	61.6	0	0		0.0
	Sexual Assault	9	12	15.4	184.8	12	20	15.4	308.0
	Sexual Interference	3	5	15.4	77.0	2	4	15.4	61.6
	Invitation to Sexual Touching	0	1	15.4	15.4	0	0		0.0
	Non-Consensual Distribution of Intimate Images	0	2	15.4	30.8	0	0		0.0
	Aggravated Assault-Level 3	0	0		0.0	2	2	15.4	30.8
	Assault With Weapon or Causing Bodily Harm-Level 2	12	21	15.4	323.4	8	17	15.4	261.8
	Assault-Level 1	32	62	15.4	954.8	38	70	15.4	1,078.0
	Assault Peace Officer	0	2	15.4	30.8	0	0		0.0
	Forcible confinement	4	4	15.4	61.6	0	2	15.4	30.8
	Robbery, With Threat of Violence	1	1	15.4	15.4	2	2	15.4	30.8
	Robbery - Other	1	1	15.4	15.4	0	0		0.0
	Extortion	1	1	15.4	15.4	0	1	15.4	15.4
	Criminal Harassment	0	5	15.4	77.0	6	9	15.4	138.6
	Indecent/Harassing Communications	3	7	15.4	107.8	6	8	15.4	123.2
	Utter Threats -Master code	2	4	15.4	61.6	1	1	15.4	15.4
	Utter Threats to Person	10	19	15.4	292.6	8	12	15.4	184.8
Utter Threats to Person - Police Officer	0	0		0.0	1	1	15.4	15.4	
Counsel/Aid/Abet Person to commit suicide	0	0		0.0	0	1	15.4	15.4	
Total	80	153	15.4	2,356.2	87	151	15.4	2,325.4	
Property Crime Violations	Break & Enter	9	14	6.3	88.2	5	13	6.3	81.9
	Unlawful in a dwelling house	0	0		0.0	1	1	6.3	6.3
	Theft Over -master code	0	0		0.0	1	2	6.3	12.6
	Theft Over - Trailers	1	1	6.3	6.3	0	0		0.0
	Theft Over - Other Theft	0	0		0.0	1	1	6.3	6.3
	Theft of - Mail	1	1	6.3	6.3	0	0		0.0



Calls For Service (CFS) Billing Summary Report

Dryden April to June - 2024

Billing Categories <i>(Billing categories below do not match traditional crime groupings)</i>		2024				2023			
		April to June	Year to Date	Time Standard	Year To Date Weighted Hours	April to June	Year to Date	Time Standard	Year To Date Weighted Hours
Property Crime Violations	Theft FROM Motor Vehicle Over \$5,000	1	1	6.3	6.3	0	1	6.3	6.3
	Theft Over \$5,000 [SHOPLIFTING]	0	1	6.3	6.3	0	0		0.0
	Theft of Motor Vehicle	0	2	6.3	12.6	0	2	6.3	12.6
	Theft Under -master code	2	9	6.3	56.7	10	16	6.3	100.8
	Theft under - Bicycles	4	4	6.3	25.2	3	3	6.3	18.9
	Theft under - Building	0	0		0.0	0	1	6.3	6.3
	Theft under - Persons	3	4	6.3	25.2	0	0		0.0
	Theft under - Other Theft	13	20	6.3	126.0	11	17	6.3	107.1
	Theft FROM Motor Vehicle Under \$5,000	1	1	6.3	6.3	2	8	6.3	50.4
	Theft Under \$5,000 [SHOPLIFTING]	20	29	6.3	182.7	8	17	6.3	107.1
	Possession of Stolen Goods over \$5,000	1	2	6.3	12.6	1	1	6.3	6.3
	Possession of Stolen Goods under \$5,000	1	1	6.3	6.3	1	1	6.3	6.3
	Fraud -Master code	5	9	6.3	56.7	7	13	6.3	81.9
	Fraud - Steal/Forge/Poss./Use Credit Card	0	1	6.3	6.3	0	0		0.0
	Fraud - False Pretence < = \$5,000	0	2	6.3	12.6	0	1	6.3	6.3
	Fraud - Forgery & Uttering	0	1	6.3	6.3	0	0		0.0
	Fraud - Fraud through mails	1	1	6.3	6.3	0	0		0.0
	Fraud -Money/property/ security > \$5,000	2	3	6.3	18.9	1	2	6.3	12.6
	Fraud -Money/property/ security <= \$5,000	4	9	6.3	56.7	6	11	6.3	69.3
	Fraud - Welfare benefits	1	1	6.3	6.3	0	0		0.0
	Fraud - Other	3	5	6.3	31.5	3	6	6.3	37.8
	Personation with Intent (fraud)	0	0		0.0	0	1	6.3	6.3
	Identity Fraud	2	5	6.3	31.5	0	0		0.0
	Mischief - master code	14	28	6.3	176.4	15	32	6.3	201.6
	Mischief (Graffiti - Non Gang Related)	3	3	6.3	18.9	1	1	6.3	6.3
	Interfere with lawful use, enjoyment of property	2	3	6.3	18.9	3	3	6.3	18.9
Altering/Destroying/ Removing a vehicle identification number	0	0		0.0	1	1	6.3	6.3	
Property Damage	4	4	6.3	25.2	0	1	6.3	6.3	



Calls For Service (CFS) Billing Summary Report

Dryden April to June - 2024

Billing Categories <i>(Billing categories below do not match traditional crime groupings)</i>		2024				2023			
		April to June	Year to Date	Time Standard	Year To Date Weighted Hours	April to June	Year to Date	Time Standard	Year To Date Weighted Hours
Property Crime Violations	Total	98	165	6.3	1,039.5	81	156	6.3	982.8
Other Criminal Code Violations (Excluding traffic)	Possess Firearm while prohibited	0	0		0.0	1	1	7.3	7.3
	Other Criminal Code * Sec.78 - Sec.96	1	1	7.3	7.3	0	0		0.0
	Offensive Weapons-Possession of Weapons	2	5	7.3	36.5	2	3	7.3	21.9
	Offensive Weapons-Carry concealed	0	0		0.0	1	1	7.3	7.3
	Offensive Weapons-Prohibited	0	0		0.0	1	2	7.3	14.6
	Offensive Weapons-Other Offensive Weapons	0	0		0.0	1	1	7.3	7.3
	Offensive Weapons-Other Weapons Offences	1	3	7.3	21.9	0	0		0.0
	Breach of Firearms regulation -unsafe storage	0	1	7.3	7.3	0	0		0.0
	Bail Violations -Master code	1	2	7.3	14.6	1	3	7.3	21.9
	Bail Violations - Fail To Comply	35	64	7.3	467.2	22	43	7.3	313.9
	Bail Violations - Others	0	0		0.0	0	1	7.3	7.3
	Uttering Counterfeit Money	0	0		0.0	1	1	7.3	7.3
	Disturb the Peace	13	24	7.3	175.2	13	33	7.3	240.9
	Indecent acts -Master code	1	2	7.3	14.6	3	3	7.3	21.9
	Child Pornography - Import/distribute child pornography	0	0		0.0	1	1	7.3	7.3
	Child Pornography - Making or distributing	1	1	7.3	7.3	0	0		0.0
	Obstruct Public Peace Officer	2	3	7.3	21.9	0	0		0.0
	Trespass at Night	1	1	7.3	7.3	0	2	7.3	14.6
	Breach of Probation	8	12	7.3	87.6	5	11	7.3	80.3
	Utter Threats to Property / Animals	0	0		0.0	1	1	7.3	7.3
	Public mischief - mislead peace officer	1	2	7.3	14.6	0	0		0.0
Possession of Burglary Tools	0	1	7.3	7.3	1	1	7.3	7.3	
Instruments and literature for illicit drug use	1	1	7.3	7.3	0	0		0.0	
	Total	68	123	7.3	897.9	54	108	7.3	788.4
Drug Possession	Possession Cocaine	1	3	6.9	20.7	1	2	6.9	13.8



Calls For Service (CFS) Billing Summary Report

Dryden
April to June - 2024

Billing Categories <i>(Billing categories below do not match traditional crime groupings)</i>		2024				2023			
		April to June	Year to Date	Time Standard	Year To Date Weighted Hours	April to June	Year to Date	Time Standard	Year To Date Weighted Hours
Drug Possession	Possession Other Controlled Drugs and Substance Act	3	6	6.9	41.4	2	7	6.9	48.3
	Possession - Methamphetamine (Crystal Meth)	0	1	6.9	6.9	2	3	6.9	20.7
	Possession of Opioid (other than heroin)	1	1	6.9	6.9	1	2	6.9	13.8
	Drug related occurrence	7	14	6.9	96.6	10	13	6.9	89.7
	Total	12	25	6.9	172.5	16	27	6.9	186.3
Drugs	Trafficking Cocaine	5	8	80.6	644.8	4	5	80.6	403.0
	Trafficking Other Controlled Drugs and Substance Act	1	4	80.6	322.4	1	2	80.6	161.2
	Trafficking - Methamphetamine (Crystal Meth)	0	0		0.0	3	4	80.6	322.4
	Trafficking of Opioid (other than heroin)	0	0		0.0	0	1	80.6	80.6
	Total	6	12	80.6	967.2	8	12	80.6	967.2
Statutes & Acts	Youth Criminal Justice Act (YCJA)	0	0		0.0	1	1	3.5	3.5
	Landlord/Tenant	10	19	3.5	66.5	5	14	3.5	49.0
	Mental Health Act	62	92	3.5	322.0	39	84	3.5	294.0
	Mental Health Act - No contact with Police	0	2	3.5	7.0	9	11	3.5	38.5
	Mental Health Act - Attempt Suicide	11	22	3.5	77.0	11	25	3.5	87.5
	Mental Health Act - Threat of Suicide	18	35	3.5	122.5	18	43	3.5	150.5
	Mental Health Act - Voluntary Transport	8	14	3.5	49.0	10	21	3.5	73.5
	Mental Health Act - Placed on Form	0	1	3.5	3.5	2	5	3.5	17.5
	Mental Health Act - Apprehension	4	9	3.5	31.5	5	11	3.5	38.5
	Trespass To Property Act	60	95	3.5	332.5	33	60	3.5	210.0
	Family Law Act -Master code	1	1	3.5	3.5	0	0		0.0
	Total	174	290	3.5	1,015.0	133	275	3.5	962.5
Operational	Animal -Master code	0	0		0.0	1	2	3.8	7.6
	Animal - Left in Vehicle	1	1	3.8	3.8	3	3	3.8	11.4
	Animal Bite	0	1	3.8	3.8	0	1	3.8	3.8
	Animal Stray	9	11	3.8	41.8	6	7	3.8	26.6
	Animal Injured	7	16	3.8	60.8	11	14	3.8	53.2



Calls For Service (CFS) Billing Summary Report

Dryden April to June - 2024

Billing Categories <i>(Billing categories below do not match traditional crime groupings)</i>		2024				2023			
		April to June	Year to Date	Time Standard	Year To Date Weighted Hours	April to June	Year to Date	Time Standard	Year To Date Weighted Hours
Operational	Animal - Other	2	6	3.8	22.8	0	2	3.8	7.6
	Animal - Dog Owners Liability Act	2	5	3.8	19.0	1	1	3.8	3.8
	Alarm -Others	3	3	3.8	11.4	0	0		0.0
	Domestic Disturbance	53	100	3.8	380.0	32	74	3.8	281.2
	Suspicious Person	82	126	3.8	478.8	56	108	3.8	410.4
	Phone -Master code	0	0		0.0	1	5	3.8	19.0
	Phone -Nuisance - No Charges Laid	0	0		0.0	4	7	3.8	26.6
	Phone -Threatening - No Charges Laid	0	1	3.8	3.8	0	0		0.0
	Phone -Other - No Charges Laid	0	0		0.0	1	4	3.8	15.2
	Text- related Incident (Texting)	1	1	3.8	3.8	0	0		0.0
	Fire - Building	3	7	3.8	26.6	1	2	3.8	7.6
	Fire - Vehicle	1	2	3.8	7.6	0	0		0.0
	Fire - Other	7	7	3.8	26.6	8	9	3.8	34.2
	Insecure Condition - Master code	3	5	3.8	19.0	0	1	3.8	3.8
	Insecure Condition - Building	2	3	3.8	11.4	1	1	3.8	3.8
	Missing Person -Master code	1	1	3.8	3.8	2	4	3.8	15.2
	Missing Person under 12	0	0		0.0	2	2	3.8	7.6
	Missing Person 12 & older	10	17	3.8	64.6	3	11	3.8	41.8
	Missing Person Located Under 12	3	3	3.8	11.4	0	0		0.0
	Missing Person Located 12 & older	10	20	3.8	76.0	14	32	3.8	121.6
	Noise Complaint -Master code	18	41	3.8	155.8	13	31	3.8	117.8
	Noise Complaint - Vehicle	1	1	3.8	3.8	0	0		0.0
	Noise Complaint - Residence	1	2	3.8	7.6	2	5	3.8	19.0
	Noise Complaint - Business	0	0		0.0	1	3	3.8	11.4
	Noise Complaint - Animal	4	5	3.8	19.0	1	3	3.8	11.4
	Noise Complaint - Others	2	2	3.8	7.6	1	1	3.8	3.8
	Accident - non-MVC - Public Property	0	0		0.0	1	1	3.8	3.8
	Found Property -Master code	24	35	3.8	133.0	23	35	3.8	133.0
Found-Personal Accessories	1	1	3.8	3.8	2	2	3.8	7.6	



Calls For Service (CFS) Billing Summary Report

Dryden April to June - 2024

Billing Categories <i>(Billing categories below do not match traditional crime groupings)</i>		2024				2023			
		April to June	Year to Date	Time Standard	Year To Date Weighted Hours	April to June	Year to Date	Time Standard	Year To Date Weighted Hours
Operational	Found-Household Property	1	1	3.8	3.8	0	0		0.0
	Found-Sporting Goods, Hobby Equip.	1	2	3.8	7.6	0	0		0.0
	Found - Gun	1	1	3.8	3.8	0	0		0.0
	Found-Others	2	2	3.8	7.6	1	2	3.8	7.6
	Lost Property -Master code	12	15	3.8	57.0	5	18	3.8	68.4
	Lost License Plate	0	1	3.8	3.8	0	0		0.0
	Lost - Vehicle Accessories	0	0		0.0	1	1	3.8	3.8
	Lost-Personal Accessories	0	0		0.0	0	2	3.8	7.6
	Lost-Household Property	0	0		0.0	1	3	3.8	11.4
	Lost-Radio,TV,Sound-Reprod. Equip.	1	1	3.8	3.8	0	0		0.0
	Lost-Others	0	0		0.0	1	1	3.8	3.8
	Sudden Death - Suicide	0	1	3.8	3.8	0	2	3.8	7.6
	Sudden Death - Natural Causes	2	4	3.8	15.2	6	10	3.8	38.0
	Sudden Death - Others	0	0		0.0	2	2	3.8	7.6
	Sudden Death - Apparent Overdose-Overdose	0	1	3.8	3.8	0	0		0.0
	Suspicious Vehicle	7	21	3.8	79.8	7	27	3.8	102.6
	Trouble with Youth	14	38	3.8	144.4	74	101	3.8	383.8
	Medical Assistance - Master code	0	1	3.8	3.8	1	7	3.8	26.6
	Medical Assistance -Other	0	2	3.8	7.6	7	21	3.8	79.8
	Vehicle Recovered - Trucks	0	1	3.8	3.8	0	0		0.0
	Vehicle Recovered - All Terrain Veh	0	0		0.0	1	1	3.8	3.8
	Unwanted Persons	170	283	3.8	1,075.4	67	183	3.8	695.4
	Neighbour Dispute	18	21	3.8	79.8	30	37	3.8	140.6
	Other Municipal By-Laws	2	2	3.8	7.6	1	3	3.8	11.4
	Traffic By-Law	1	1	3.8	3.8	0	1	3.8	3.8
	Overdose/Suspected Overdose	1	1	3.8	3.8	0	0		0.0
	Overdose/Suspected Overdose - Opioid Related	3	4	3.8	15.2	1	2	3.8	7.6
Overdose/Suspected Overdose - Naloxone by Police	1	1	3.8	3.8	0	0		0.0	
Assist Fire Department	3	5	3.8	19.0	0	1	3.8	3.8	
Assist Public	155	249	3.8	946.2	69	114	3.8	433.2	



Calls For Service (CFS) Billing Summary Report

Dryden April to June - 2024

Billing Categories <i>(Billing categories below do not match traditional crime groupings)</i>		2024				2023			
		April to June	Year to Date	Time Standard	Year To Date Weighted Hours	April to June	Year to Date	Time Standard	Year To Date Weighted Hours
Operational	Distressed/Overdue Motorist	0	0		0.0	0	1	3.8	3.8
	Compassionate Message	0	0		0.0	0	1	3.8	3.8
	Family Dispute	24	45	3.8	171.0	32	58	3.8	220.4
	Suspicious Package	0	0		0.0	1	2	3.8	7.6
	Protest - Demonstration	2	2	3.8	7.6	1	1	3.8	3.8
	Total	670	1,129	3.8	4,290.2	500	973	3.8	3,697.4
Operational2	False Alarm-Accidental Trip	0	1	1.5	1.5	0	0		0.0
	False Alarm-Malfunction	1	1	1.5	1.5	0	0		0.0
	False Holdup Alarm-Accidental Trip	15	30	1.5	45.0	8	16	1.5	24.0
	False Alarm -Others	63	113	1.5	169.5	53	92	1.5	138.0
	Keep the Peace	34	57	1.5	85.5	29	59	1.5	88.5
	911 call / 911 hang up	6	15	1.5	22.5	11	29	1.5	43.5
	911 call - Dropped Cell	24	30	1.5	45.0	34	51	1.5	76.5
	Total	143	247	1.5	370.5	135	247	1.5	370.5
Traffic	MVC (MOTOR VEHICLE COLLISION) -Master code	2	3	3.8	11.4	5	9	3.8	34.2
	MVC - Personal Injury (MOTOR VEHICLE COLLISION)	0	1	3.8	3.8	0	1	3.8	3.8
	MVC - Prop. Dam. Non Reportable	9	26	3.8	98.8	13	30	3.8	114.0
	MVC - Prop. Dam. Reportable (MOTOR VEHICLE COLLISION)	26	58	3.8	220.4	12	45	3.8	171.0
	MVC - Prop. Dam. Failed to Remain (MOTOR VEHICLE COLLISION)	4	11	3.8	41.8	1	5	3.8	19.0
	MVC - Pers. Inj. Failed To Remain (MOTOR VEHICLE COLLISION)	0	1	3.8	3.8	0	0		0.0
	MVC - Fatal (MOTOR VEHICLE COLLISION)	0	1	3.8	3.8	0	0		0.0
	MVC - Others (MOTOR VEHICLE COLLISION)	1	2	3.8	7.6	1	1	3.8	3.8
	Total	42	103	3.8	391.4	32	91	3.8	345.8
Total	1,293	2,247		11,500.4	1,046	2,040		10,626.3	

Note to Detachment Commanders:

- The content of each report is to be shared by the Detachment Commander only with the municipality for which it was generated. The municipality may treat this as a public document and distribute it as they wish.
- All data is sourced from the Niche RMS application. Included are 'reported' occurrences (actuals and unfounded occurrences) for 'billable' occurrences ONLY. Data is refreshed on a weekly basis.
- The Traffic category includes motor vehicle collision (MVC) occurrences entered into Niche (UCR code 8521). MVCs are NOT sourced



Calls For Service (CFS) Billing Summary Report

Dryden
April to June - 2024

from the eCRS application for this report.

- Only the primary violation is counted within an occurrence.
- Time standards displayed are for the 2024 billing period.

Note to Municipalities:

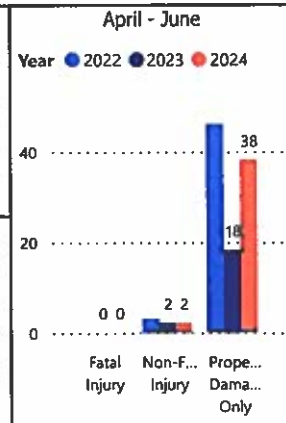
- Data contained within this report is dynamic in nature and numbers will change over time as the Ontario Provincial Police continues to investigate and solve crime.
- This report is NOT to be used for crime trend analysis as not all occurrences are included.
- Data groupings within this report do not match traditional crime groupings seen in other public reports such as the OPP Police Services Board reports or Statistics Canada reporting.

**OPP Detachment Board Report
Collision Reporting System
April - June 2024**

Motor Vehicle Collisions by Type

April - June						
Year	2022		2023		2024	
CollisionType	Incidents	% Change	Incidents	% Change	Incidents	% Change
Fatal Injury	0	--	0	--	0	--
Non-Fatal Injury	3	--	2	-33.3%	2	0.0%
Property Damage Only	46	--	18	-60.9%	38	111.1%
Total	49	--	20	-59.2%	40	100.0%

YTD						
Year	2022		2023		2024	
CollisionType	Incidents	% Change	Incidents	% Change	Incidents	% Change
Fatal Injury	0	--	0	--	1	--
Non-Fatal Injury	3	--	5	66.7%	4	-20.0%
Property Damage Only	66	2100.0%	66	0.0%	81	22.7%
Total	69	2200.0%	71	2.9%	86	21.1%



Data source (Collision Reporting System) date:
15-Jul-2024

Detachment: 2C - DRYDEN
Location code(s): 2C00 - DRYDEN

Area(s): 2002 - City of Dryden
Data source date:
15-Jul-2024

Report Generated on:
16-Jul-2024 3:59:06 PM

**OPP Detachment Board Report
Collision Reporting System
April - June 2024**


Fatalities in Detachment Area - Incidents									
April - June									
Type	Motor Vehicle			Motorized Snow Vehicle			Off-Road Vehicle		
Year	Alcohol/Drugs	Incidents	% Change	Alcohol/Drugs	Incidents	% Change	Alcohol/Drugs	Incidents	% Change
2022	0	0	--	0	0	--	0	0	--
2023	0	0	--	0	0	--	0	0	--
2024	0	0	--	0	0	--	0	0	--

YTD									
Type	Motor Vehicle			Motorized Snow Vehicle			Off-Road Vehicle		
Year	Alcohol/Drugs	Incidents	% Change	Alcohol/Drugs	Incidents	% Change	Alcohol/Drugs	Incidents	% Change
2022	0	0	--	0	0	--	0	0	--
2023	0	0	--	0	0	--	0	0	--
2024	0	1	--	0	0	--	0	0	--

Fatalities in Detachment Area - Persons Killed						
April - June						
Type	Motor Vehicle		Motorized Snow Vehicle		Off-Road Vehicle	
Year	Persons Killed	% Change	Persons Killed	% Change	Persons Killed	% Change
2022	0	--	0	--	0	--
2023	0	--	0	--	0	--
2024	0	--	0	--	0	--

YTD						
Type	Motor Vehicle		Motorized Snow Vehicle		Off-Road Vehicle	
Year	Persons Killed	% Change	Persons Killed	% Change	Persons Killed	% Change
2022	0	--	0	--	0	--
2023	0	--	0	--	0	--
2024	1	--	0	--	0	--

Primary Causal Factors in Fatal Motor Vehicle Collisions						
	April - June			YTD		
	2022	2023	2024	2022	2023	2024
Speeding	0	0	0	0	0	0
Speeding % Change	--	--	--	--	--	--
Distracted	0	0	0	0	0	0
Distracted % Change	--	--	--	--	--	--
Alcohol/Drugs	0	0	0	0	0	0
Alcohol/Drugs % Change	--	--	--	--	--	--
Wildlife	0	0	0	0	0	0
Wildlife % Change	--	--	--	--	--	--
NoSeatbelt	0	0	0	0	0	1
NoSeatbelt YoY%	--	--	--	--	--	--



Data source (Collision Reporting System) date:
15-Jul-2024

Detachment: 2C - DRYDEN
Location codes: 2C00 - DRYDEN

Area(s): 2002 - City of Dryden
Data source date:
15-Jul-2024


Report Generated on:
16-Jul-2024 3:59:06 PM

**OPP Detachment Board Report
Records Management System
April - June 2024**

Criminal Code and Provincial Statute Charges Laid

April - June						
Year	2022		2023		2024	
ChargeCategory1	Offence Count	% Change	Offence Count	% Change	Offence Count	% Change
CC Non-Traffic	159	1887.5%	220	38.4%	230	4.5%
CC Traffic	11	120.0%	13	18.2%	11	-15.4%
Highway Traffic Act	294	1125.0%	297	1.0%	215	-27.6%
Liquor Licence Act	8	--	1	-87.5%	4	300.0%
Total	472	1175.7%	531	12.5%	460	-13.4%

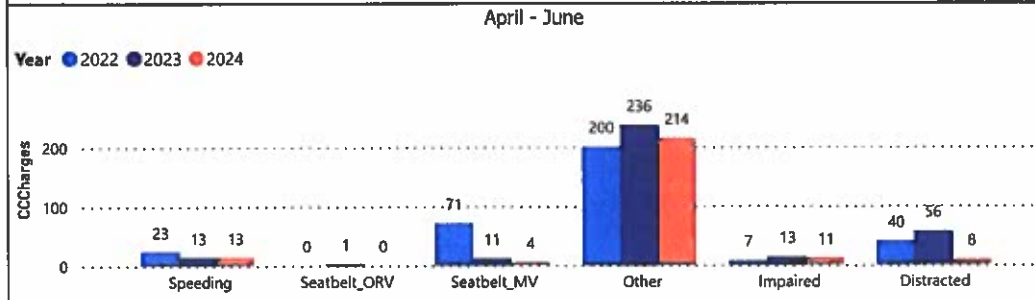
YTD						
Year	2022		2023		2024	
ChargeCategory1	Offence Count	% Change	Offence Count	% Change	Offence Count	% Change
CC Non-Traffic	222	957.1%	418	88.3%	405	-3.1%
CC Traffic	16	128.6%	28	75.0%	36	28.6%
Highway Traffic Act	438	873.3%	528	20.5%	511	-3.2%
Liquor Licence Act	13	--	5	-61.5%	14	180.0%
Total	689	843.8%	979	42.1%	966	-1.3%



Traffic Related Charges

April - June						
Year	2022		2023		2024	
ChargeCategory2	Offence Count	% Change	Offence Count	% Change	Offence Count	% Change
Speeding	23	475.0%	13	-43.5%	13	0.0%
Seatbelt_ORV	0	--	1	--	0	-100.0%
Seatbelt_MV	71	2266.7%	11	-84.5%	4	-63.6%
Other	200	1076.5%	236	18.0%	214	-9.3%
Impaired	7	75.0%	13	85.7%	11	-15.4%
Distracted	40	--	56	40.0%	8	-85.7%

YTD						
Year	2022		2023		2024	
ChargeCategory2	Offence Count	% Change	Offence Count	% Change	Offence Count	% Change
Speeding	25	316.7%	33	32.0%	45	36.4%
Seatbelt_ORV	1	--	1	0.0%	0	-100.0%
Seatbelt_MV	78	2500.0%	13	-83.3%	11	-15.4%
Other	328	811.1%	443	35.1%	486	9.7%
Impaired	9	50.0%	25	177.8%	31	24.0%
Distracted	70	--	80	14.3%	25	-68.8%

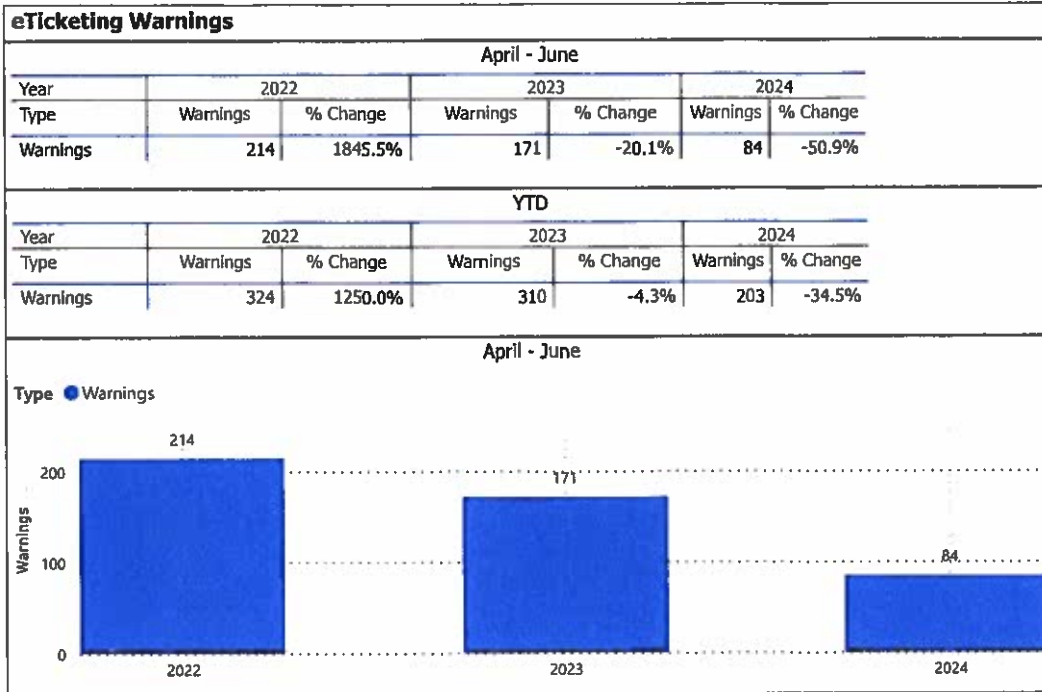


Detachment: 2C - DRYDEN
Location code(s): 2C00 - DRYDEN

Area(s): 2002 - City of Dryden
Data source date:
15-Jul-2024

Report Generated on:
16-Jul-2024 3:59:06 PM

**OPP Detachment Board Report
Records Management System
April - June 2024**



Detachment: 2C - DRYDEN
Location code(s): 2C00 - DRYDEN

Area(s): 2002 - City of Dryden
Data source date:
15-Jul-2024

Report Generated on:
16-Jul-2024 3:59:06 PM

**OPP Detachment Board Report
Records Management System
April - June 2024**

Violent Crime

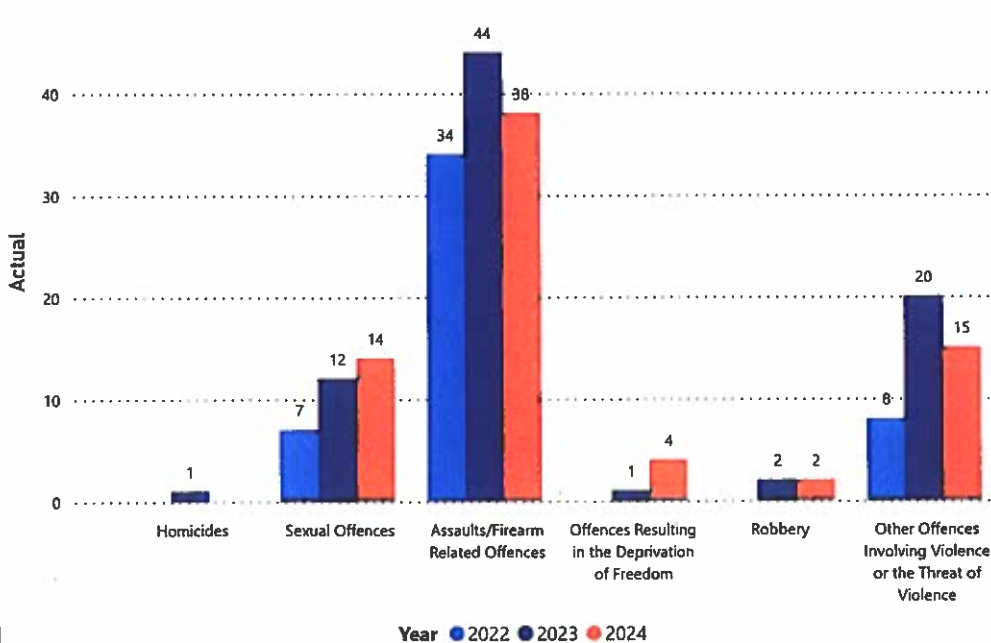
April-June

Year	2022		2023		2024	
	Actual	% Change	Actual	% Change	Actual	% Change
Homicides	0	--	1	--	0	-100.0%
Other Offences Causing Death	0	--	0	--	0	--
Attempted Murder	0	--	0	--	0	--
Sexual Offences	7	--	12	71.4%	14	16.7%
Assaults/Firearm Related Offences	34	3300.0%	44	29.4%	38	-13.6%
Offences Resulting In the Deprivation of Freedom	0	--	1	--	4	300.0%
Robbery	0	--	2	--	2	0.0%
Other Offences Involving Violence or the Threat of Violence	8	--	20	150.0%	15	-25.0%
Offences in Relation to Sexual Services	0	--	0	--	0	--
Total	49	4800.0%	80	63.3%	73	-8.8%

YTD

Year	2022		2023		2024	
	Actual	% Change	Actual	% Change	Actual	% Change
Homicides	1	--	1	0.0%	0	-100.0%
Other Offences Causing Death	0	--	0	--	0	--
Attempted Murder	0	--	0	--	0	--
Sexual Offences	10	233.3%	23	130.0%	25	8.7%
Assaults/Firearm Related Offences	44	4300.0%	83	88.6%	79	-4.8%
Offences Resulting In the Deprivation of Freedom	0	--	3	--	4	33.3%
Robbery	0	--	2	--	2	0.0%
Other Offences Involving Violence or the Threat of Violence	10	--	29	190.0%	31	6.9%
Offences in Relation to Sexual Services	0	--	0	--	0	--
Total	65	1525.0%	141	116.9%	141	0.0%

April - June



Detachment: 2C - DRYDEN
Location code(s): 2C00 - DRYDEN

Area(s): 2002 - City of Dryden
Data source date:
15-Jul-2024

Report Generated on:
16-Jul-2024 3:59:06 PM

**OPP Detachment Board Report
Records Management System
April - June 2024**

Property Crime

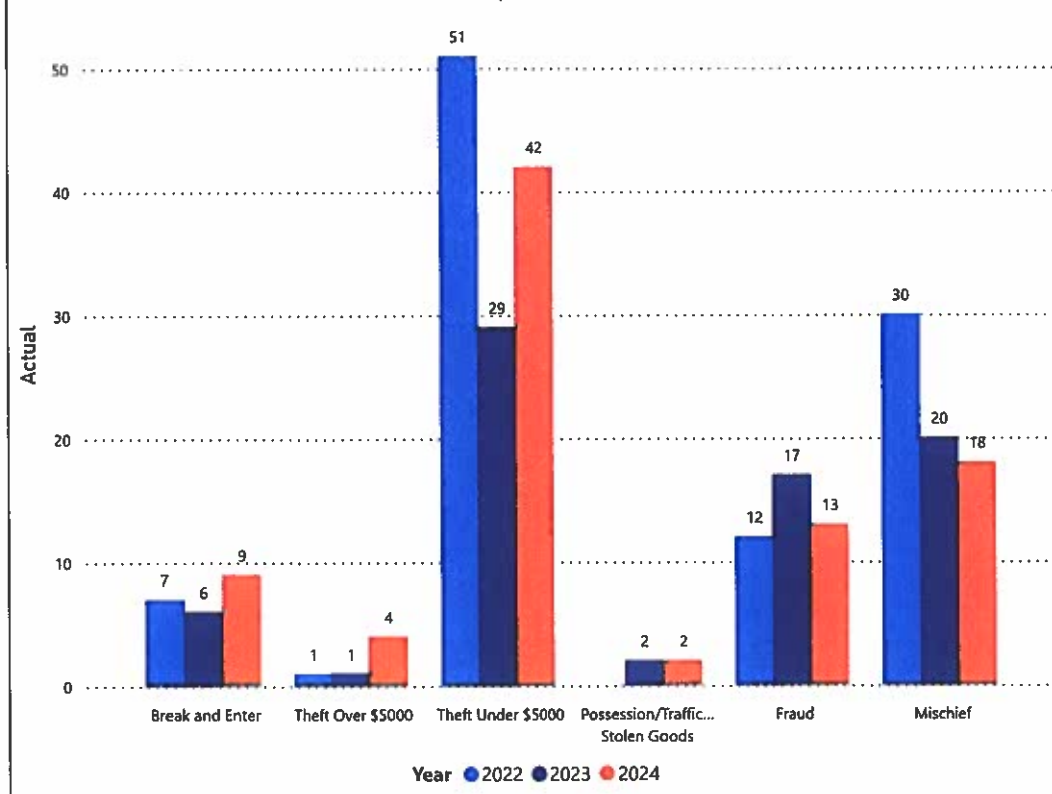
April - June

Year	2022		2023		2024	
	Actual	% Change	Actual	% Change	Actual	% Change
Arson	0	--	0	--	0	--
Break and Enter	7	--	6	-14.3%	9	50.0%
Theft Over \$5000	1	--	1	0.0%	4	300.0%
Theft Under \$5000	51	2450.0%	29	-43.1%	42	44.8%
Possession/Trafficking Stolen Goods	0	--	2	--	2	0.0%
Fraud	12	1100.0%	17	41.7%	13	-23.5%
Mischief	30	--	20	-33.3%	18	-10.0%
Total	101	3266.7%	75	-25.7%	88	17.3%

YTD

Year	2022		2023		2024	
	Actual	% Change	Actual	% Change	Actual	% Change
Arson	0	--	0	--	0	--
Break and Enter	9	--	13	44.4%	14	7.7%
Theft Over \$5000	1	--	5	400.0%	6	20.0%
Theft Under \$5000	65	3150.0%	56	-13.8%	63	12.5%
Possession/Trafficking Stolen Goods	1	--	2	100.0%	3	50.0%
Fraud	17	750.0%	33	94.1%	32	-3.0%
Mischief	38	--	37	-2.6%	32	-13.5%
Total	131	3175.0%	146	11.5%	150	2.7%

April - June



Detachment: 2C - DRYDEN
Location code(s): 2C00 - DRYDEN

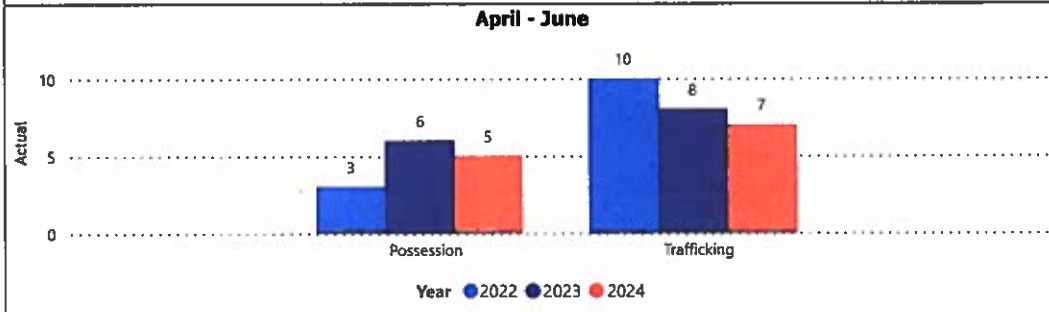
Area(s): 2002 - City of Dryden
Data source date:
15-Jul-2024

Report Generated on:
16-Jul-2024 3:59:06 PM

**OPP Detachment Board Report
Records Management System
April - June 2024**

Drug Crime						
April - June						
Year	2022		2023		2024	
	Actual	% Change	Actual	% Change	Actual	% Change
Possession	3	200.0%	6	100.0%	5	-16.7%
Trafficking	10	900.0%	8	-20.0%	7	-12.5%
Importation & Production	0	--	0	--	0	--
Cannabis Possession	0	--	0	--	0	--
Cannabis Distribution	0	--	0	--	0	--
Cannabis Sale	0	--	0	--	0	--
Cannabis Importation & Exportation	0	--	0	--	0	--
Cannabis Production	0	--	0	--	0	--
Other Cannabis Violations	0	--	0	--	0	--
Total	13	550.0%	14	7.7%	12	-14.3%

YTD						
Year	2022		2023		2024	
	Actual	% Change	Actual	% Change	Actual	% Change
Possession	6	200.0%	12	100.0%	12	0.0%
Trafficking	13	550.0%	12	-7.7%	12	0.0%
Importation & Production	0	--	0	--	0	--
Cannabis Possession	0	--	0	--	0	--
Cannabis Distribution	0	--	0	--	0	--
Cannabis Sale	0	--	0	--	0	--
Cannabis Importation & Exportation	0	--	0	--	0	--
Cannabis Production	0	--	0	--	0	--
Other Cannabis Violations	0	--	0	--	0	--
Total	19	375.0%	24	26.3%	24	0.0%



Top 3 Violation Types				Top 5 Violation Groups				
April - June				April - June				
	2021	2022	2023	2021	2022	2023	2024	Total
	1	49	80	0	79	70	68	217
	1	101	80	2	51	29	42	124
	1	79	75	1	34	44	38	117
				1	24	27	38	90
				0	30	20	18	68

Detachment: 2C - DRYDEN
Location codes: 2C00 - DRYDEN

Areas: 2002 - City of Dryden
Data source date:
15-Jul-2024

Report Generated on:
16-Jul-2024 3:59:06 PM

**OPP Detachment Board Report
Records Management System
April - June 2024**

Other Crime Occurrences

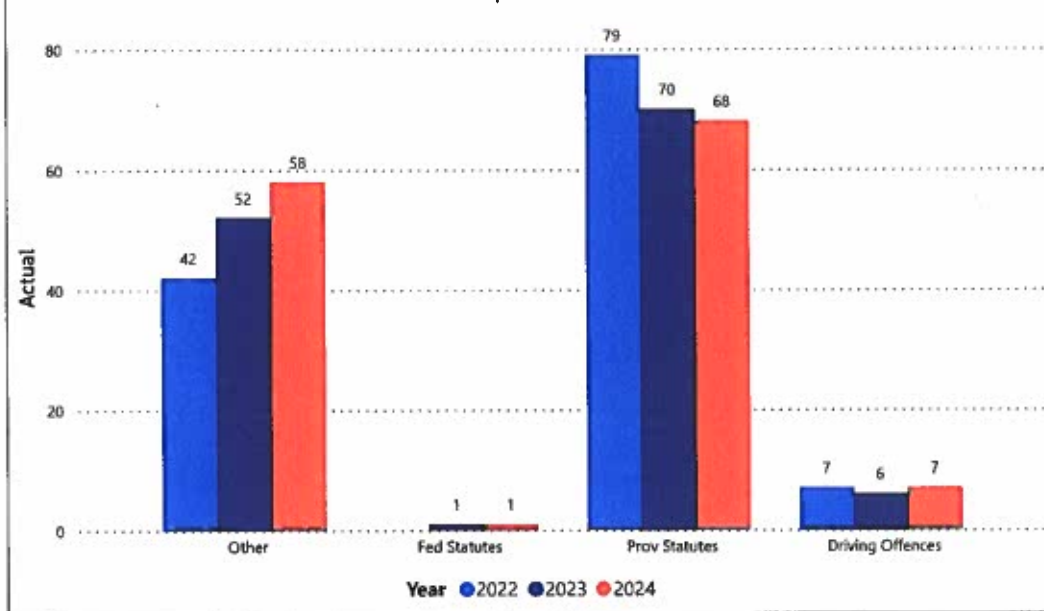
April - June

Year	2022		2023		2024	
	Actual	% Change	Actual	% Change	Actual	% Change
Violation_rollop						
Other	42	2000.0%	52	23.8%	58	11.5%
Fed Statutes	0	--	1	--	1	0.0%
Prov Statutes	79	--	70	-11.4%	68	-2.9%
Driving Offences	7	250.0%	6	-14.3%	7	16.7%
Total	128	3100.0%	129	0.8%	134	3.9%

YTD

Year	2022		2023		2024	
	Actual	% Change	Actual	% Change	Actual	% Change
Violation_rollop						
Other	59	1866.7%	99	67.8%	108	9.1%
Fed Statutes	0	--	2	--	1	-50.0%
Prov Statutes	127	12600.0%	163	28.3%	135	-17.2%
Driving Offences	9	200.0%	14	55.6%	17	21.4%
Total	195	2685.7%	278	42.6%	261	-6.1%

April - June



Detachment: 2C - DRYDEN
Location code(s): 2C00 - DRYDEN

Area(s): 2002 - City of Dryden
Data source date:
15-Jul-2024

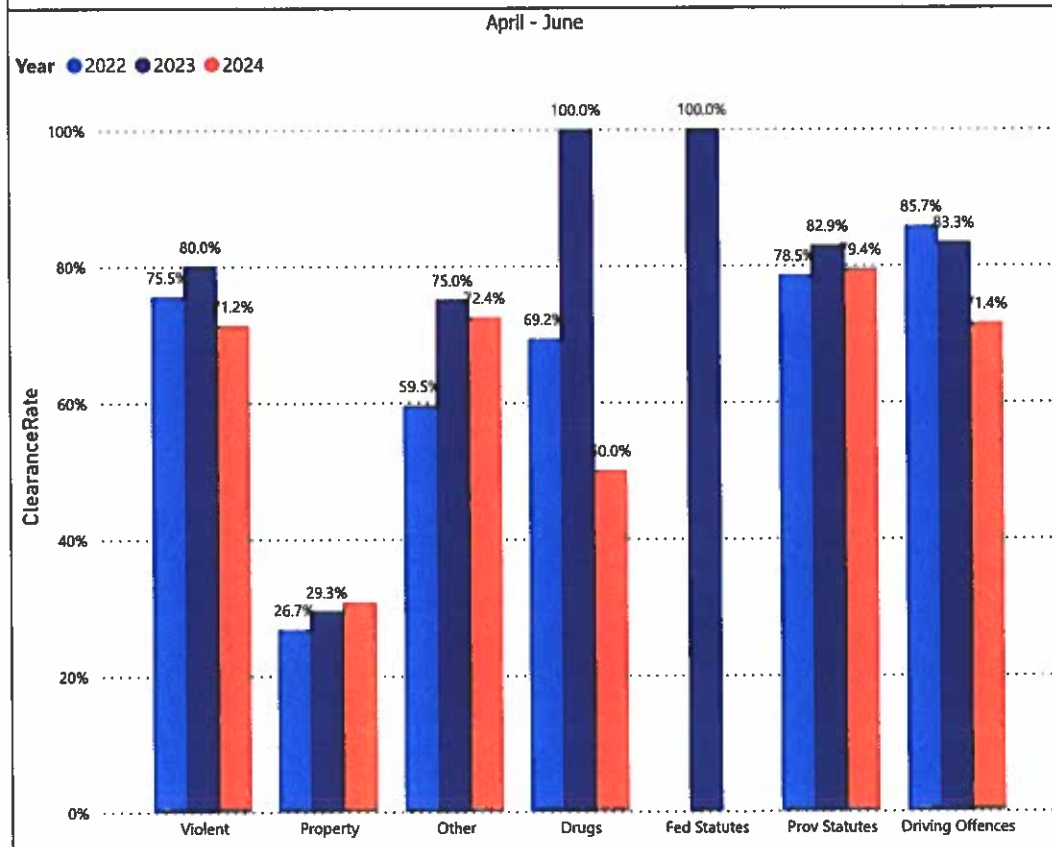
Report Generated on:
16-Jul-2024 3:59:06 PM

**OPP Detachment Board Report
Records Management System
April - June 2024**

Clearance Rate

April - June						
Year	2022		2023		2024	
	%	% Change	%	% Change	%	% Change
Violent	75.5%	--	80.0%	5.9%	71.2%	-11.0%
Property	26.7%	-19.8%	29.3%	9.7%	30.7%	4.6%
Other	59.5%	-40.5%	75.0%	26.0%	72.4%	-3.4%
Drugs	69.2%	-30.8%	100.0%	44.4%	50.0%	-50.0%
Fed Statutes			100.0%	--	0.0%	-100.0%
Prov Statutes	78.5%	--	82.9%	5.6%	79.4%	-4.2%
Driving Offences	85.7%	-14.3%	83.3%	-2.8%	71.4%	-14.3%

YTD						
Year	2022		2023		2024	
	%	% Change	%	% Change	%	% Change
Violation_rollup						
Violent	70.8%	41.5%	77.3%	9.2%	75.2%	-2.8%
Property	26.7%	-46.6%	32.9%	23.1%	29.3%	-10.8%
Other	59.3%	-11.0%	73.7%	24.3%	74.1%	0.5%
Drugs	73.7%	-26.3%	91.7%	24.4%	66.7%	-27.3%
Fed Statutes			50.0%	--	0.0%	-100.0%
Prov Statutes	85.0%	-15.0%	85.9%	1.0%	82.2%	-4.3%
Driving Offences	88.9%	-11.1%	85.7%	-3.6%	88.2%	2.9%



Detachment: 2C - DRYDEN
Location code(s): 2C00 - DRYDEN

Area(s): 2002 - City of Dryden
Data source date:
15-Jul-2024

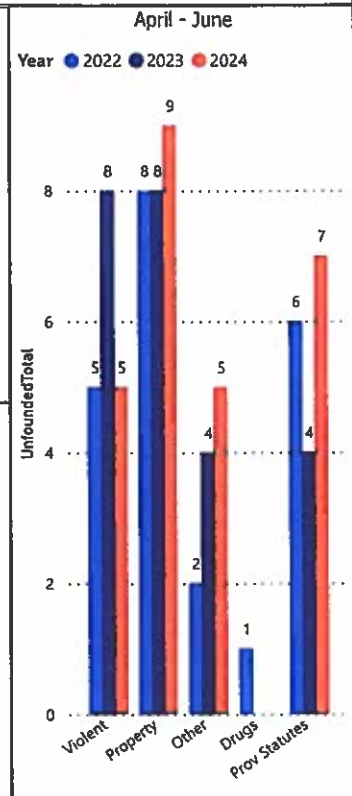
Report Generated on:
16-Jul-2024 3:59:06 PM

**OPP Detachment Board Report
Records Management System
April - June 2024**

Unfounded

April - June						
Year	2022		2023		2024	
	Count	% Change	Count	% Change	Count	% Change
Violation_rollup						
Violent	5	--	8	60.0%	5	-37.5%
Property	8	--	8	0.0%	9	12.5%
Other	2	--	4	100.0%	5	25.0%
Drugs	1	--	0	-100.0%	0	--
Fed Statutes	0	--	0	--	0	--
Prov Statutes	6	--	4	-33.3%	7	75.0%
Driving Offences	0	--	0	--	0	--
Total	22	--	24	9.1%	26	8.3%

YTD						
Year	2022		2023		2024	
	Count	% Change	Count	% Change	Count	% Change
Violation_rollup						
Violent	8	700.0%	12	50.0%	10	-16.7%
Property	13	--	14	7.7%	14	0.0%
Other	2	--	12	500.0%	10	-16.7%
Drugs	2	--	2	0.0%	0	-100.0%
Fed Statutes	0	--	0	--	0	--
Prov Statutes	9	--	12	33.3%	13	8.3%
Driving Offences	0	--	0	--	0	--
Total	34	3300.0%	52	52.9%	47	-9.6%



Detachment: 2C - DRYDEN
Location code(s): 2C00 - DRYDEN

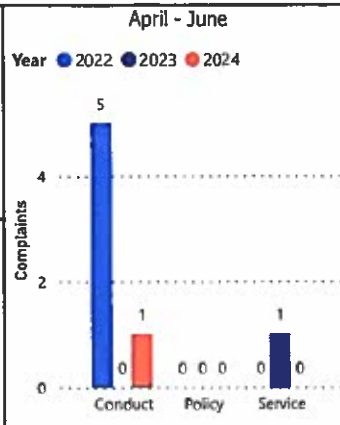
Area(s): 2002 - City of Dryden
Data source date:
10-May-2024

Report Generated on:
16-Jul-2024 3:59:06 PM

**OPP Detachment Board Report
Records Management System
April - June 2024**

Public Complaints (Detachment Level Only)						
April - June						
Year	2022		2023		2024	
INCIDENT_TYPE	Count	% Change	Count	% Change	Count	% Change
Conduct	5	--	0	-100.0%	1	--
Policy	0	--	0	--	0	--
Service	0	--	1	--	0	-100.0%
Total	5	--	1	-80.0%	1	0.0%

YTD						
Year	2022		2023		2024	
INCIDENT_TYPE	Count	% Change	Count	% Change	Count	% Change
Conduct	6	--	2	-66.7%	3	50.0%
Policy	0	--	0	--	0	--
Service	0	--	1	--	0	-100.0%
Total	6	--	3	-50.0%	3	0.0%

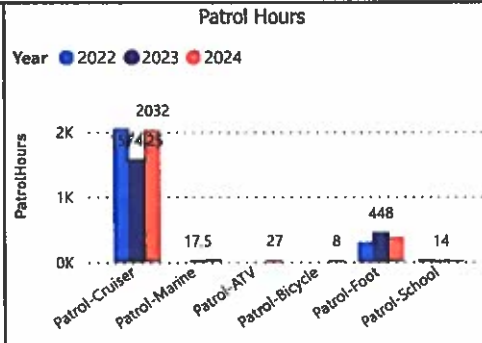


Data source: RMS Data Feed
Ontario Provincial Police, Professional Standards Bureau Commander Reports - File Manager System

Data source date:
15-Jul-2024

Daily Activity Reporting

Daily Activity Reporting Patrol Hours			
April - June			
ODCdescr	2022	2023	2024
Patrol-Cruiser	2,051.25	1,574.25	2,032.00
Patrol-Aircraft	0.00	0.00	0.00
Patrol-Motorcycle	0.00	0.00	0.00
Patrol-Marine	0.00	17.50	36.50
Patrol-ATV	0.00	0.00	27.00
Patrol-Snowmobile	0.00	0.00	0.00
Patrol-Bicycle	0.00	0.00	8.00
Patrol-Foot	301.75	448.00	372.50
Patrol-School	37.25	14.00	9.50
Total	2,390.25	2,053.75	2,485.50



Data source (Daily Activity Reporting System) date:
15-Jul-2024

Detachment: 2C - DRYDEN
Location code(s): 2C00 - DRYDEN

Data source date:
15-Jul-2024

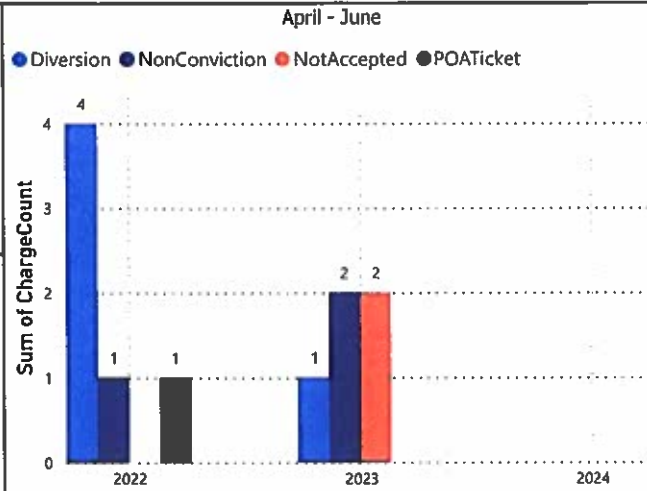
Report Generated on:
16-Jul-2024 3:59:06 PM

**OPP Detachment Board Report
Records Management System
April - June 2024**

Youth Charges by Disposition Type

April - June			
Disposition_Type	2022	2023	2024
Bail	0	0	0
Conviction	0	0	0
Diversion	4	1	0
NonConviction	1	2	0
NotAccepted	0	2	0
POATicket	1	0	0
Total	6	5	0

YTD			
Disposition_Type	2022	2023	2024
Bail	0	0	0
Conviction	0	0	0
Diversion	4	1	0
NonConviction	2	6	0
NotAccepted	0	2	0
POATicket	1	0	0
Total	7	9	0



Youth Charges by Disposition and Occurrence Type

April - June		
Year	2024	Total
OccType		
Total		0

YTD		
Year	2024	Total
OccType		
Total		0

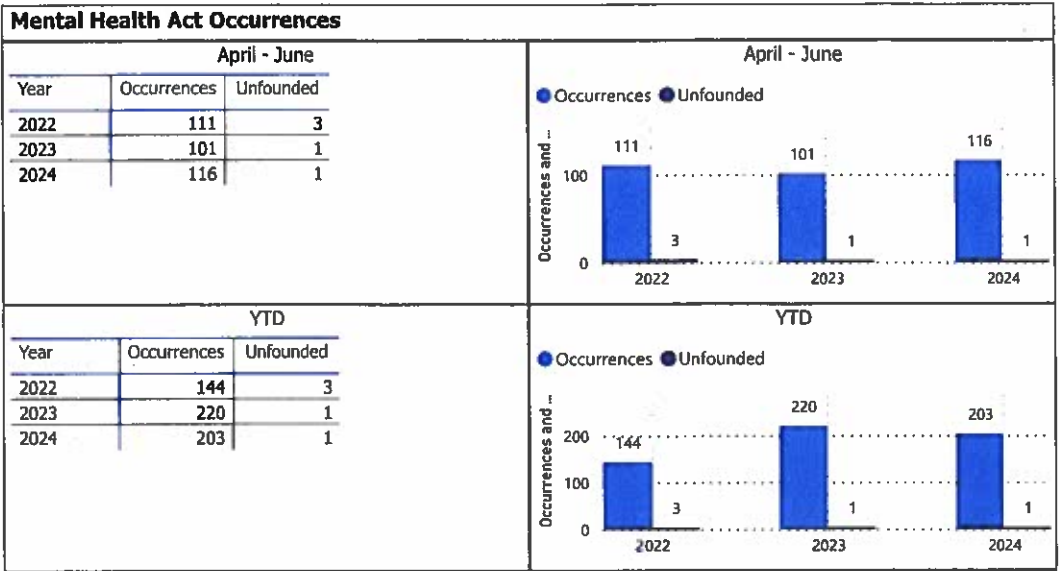
The tables and chart on this page present summarized youth charges by disposition and occurrence type that have been recorded in the OPP Niche RMS application. Of note... the Niche data sourced for this report page only lists youth charges that have had a disposition type entered against them. Therefore, please be aware that the counts of youth charges entries on this report page are under stating the potential sum of youth charges that are in OPP Niche RMS.

Detachment: 2C - DRYDEN
Location code/sk: 2C00 - DRYDEN

Area(s): 2002 - City of Dryden
Data source date:
15-Jul-2024

Report Generated on:
16-Jul-2024 3:59:06 PM

**OPP Detachment Board Report
Records Management System
April - June 2024**



Mental Health Act Occurrences by Occurrence Type

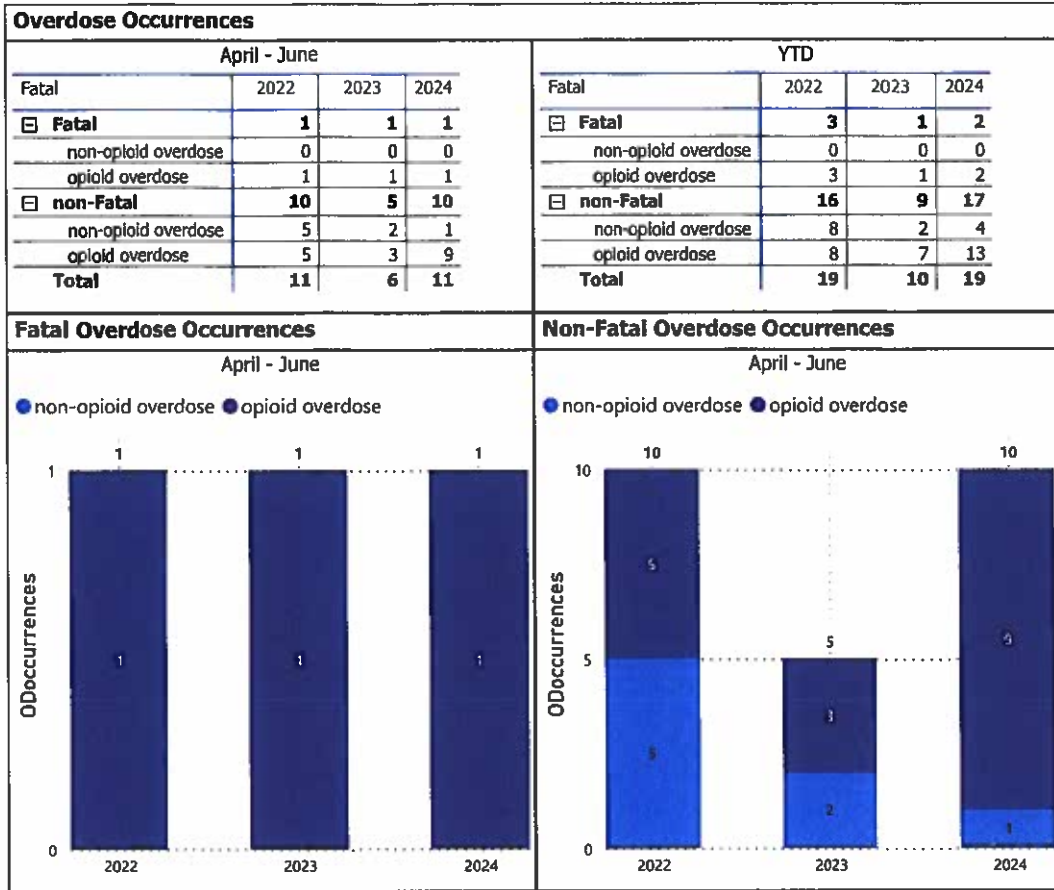
Year	2024	
	Occurrences	Unfounded
Ambulance Assistance	1	0
Assault	2	0
Attempt or threat of suicide	26	1
Disturb the peace	1	0
Domestic dispute	2	0
Duplicate occurrence	1	0
Family dispute	2	0
Liquor Licence Control Act	1	0
Mental health act	76	0
Missing person located	1	0
Neighbour dispute	1	0
Person Well-Being Check	1	0
Police assistance	1	0
Total	116	1

Detachment: 2C - DRYDEN
Location code(s): 2C00 - DRYDEN

Area(s): 2002 - City of Dryden
Data source date:
15-Jul-2024

Report Generated on:
16-Jul-2024 3:59:06 PM

**OPP Detachment Board Report
Records Management System
April - June 2024**



Detachment: 2C - DRYDEN
Location codes: 2C00 - DRYDEN

Area(s): 2002 - City of Dryden
Data source date:
15-Jul-2024

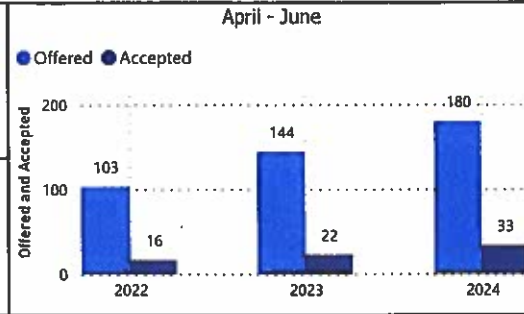
Report Generated on:
16-Jul-2024 3:59:06 PM

**OPP Detachment Board Report
Records Management System
April - June 2024**

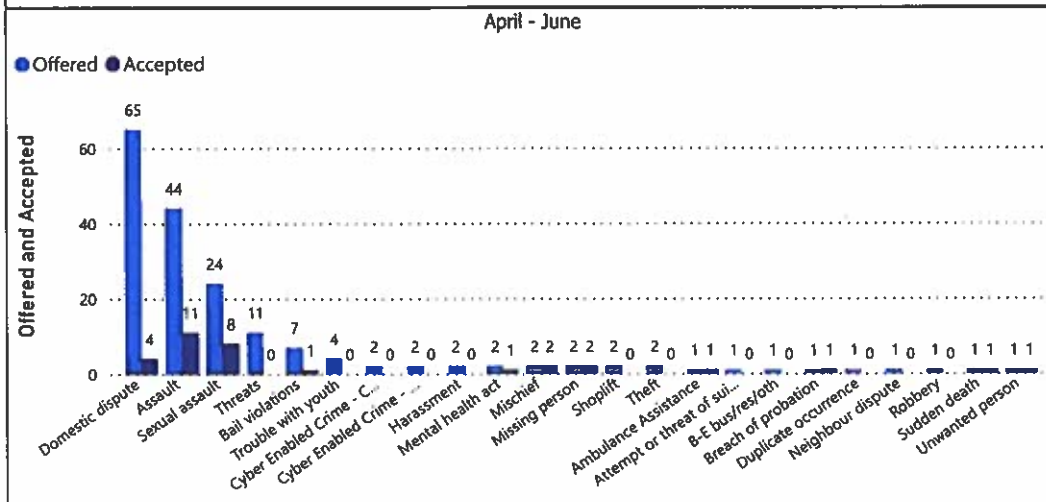
Referrals to Victim Service Agencies by Year

April - June			
Year	Offered	Accepted	% Accepted
2022	103	16	15.0%
2023	144	22	15.0%
2024	180	33	17.8%

YTD			
Year	Offered	Accepted	% Accepted
2022	153	30	18.6%
2023	281	42	14.6%
2024	363	60	16.2%



Referrals to Victim Service Agencies by Occurrence Type



Referrals Accepted (%) by Age Group

April - June			
PersonAgeRange	2022	2023	2024
	3.2%	2.3%	0.0%
11 - 16	100.0%	100.0%	20.0%
17 - 25	100.0%	100.0%	29.6%
26 - 45	100.0%	100.0%	17.2%
46 - 65	75.0%	100.0%	25.7%
6 - 10			0.0%
Over 65		100.0%	16.7%
Under 6			11.1%

Referrals Not Offered

April - June			
ServicesNotOfferedReason	2022	2023	2024
	0	0	0
	0	0	0
Victim deceased or unable to respond	2	3	5
Victim resides outside Ontario	2	0	0

YTD			
PersonAgeRange	2022	2023	2024
	5.1%	2.0%	2.7%
11 - 16	100.0%	85.7%	23.5%
17 - 25	100.0%	100.0%	41.7%
26 - 45	100.0%	91.7%	24.7%
46 - 65	85.7%	100.0%	35.7%
6 - 10			0.0%
Over 65		100.0%	28.6%
Under 6			10.0%

YTD			
ServicesNotOfferedReason	2022	2023	2024
	0	0	0
	0	0	0
Victim deceased or unable to respond	5	6	7
Victim resides outside Ontario	3	1	0



Detachment 2C - DRYDEN
Location code(s) 2C00 - DRYDEN

Area(s): 2002 - City of Dryden
Data source date:
15-Jul-2024

Report Generated on:
16-Jul-2024 3:59:06 PM

Dryden e-Ticket Map

April - June 2024

357 e-ticket occurrences

