
CITY OF DRYDEN

Police Services Board Detachment Commander's Report



January - March
2023 First Quarter Report

***Forging strong and effective partnerships with
our communities***

Presented: April 25, 2023

Police Services Board Report for City of Dryden
2023/Jan to 2023/Mar

Public Complaints	
Policy	0
Service	0
Conduct	0

Date information collected from Professional Standards Bureau Commander Reports: 2023-04-18

Data Source

Ontario Provincial Police, Professional Standards Bureau Commander Reports

- Includes all public policy, service and conduct complaints submitted to the Office of the Independent Police Review Director (OIPRD)

Secondary Employment

Intelligence Led Policing - Crime Abatement Strategy	
Number of Offenders in Program	17
Number of Offenders Charged	7
Number of Charges Laid	13
Number of Checks Performed	50

Date information was collected from Records Management System: 2023-04-20

Daily Activity Reporting Patrol Hours	
Total Hours	2023/Jan to 2023/Mar
Number of Cruiser Patrol Hours	1,494.50
Number of Motorcycle Patrol Hours	0.00
Number of Marine Patrol Hours	0.00
Number of ATV Patrol Hours	0.00
Number of Snowmobile Patrol Hours	0.00
Number of Bicycle Patrol Hours	0.00
Number of Foot Patrol Hours	291.00
Number of School Patrol Hours	28.00

Data source (Daily Activity Reporting System) date: 2023/04/15

Staffing Updates	
Transfers:	Joined Detachment: Constable Dale Gagne from NAPS, Constable Mandie Ryan from Ignace, Special Constable Jacqueline Grandmont hired to join court. Constable Mark Scribner retired.
Promotions:	Constable Cameron Stewart successful in Detective Sergeant competition. Competitions for four crime and one street crime position were completed with the following successful candidates; Detective Constable Sarah Laverdure moved to Street Crime with Detective Constable Kim Rothlisberger, Bruce Watson, Logan Randell & Tina Bisignano filling Crime Unit positions. Competitions for two Sergeant positions ongoing with interviews scheduled in May.

Detachment Initiatives	Downtown Core Foot Patrol - 99 occurrences
-------------------------------	--

Detachment: 2C - DRYDEN

Location code(s): 2C00 - DRYDEN

Area code(s): 2002 - City of Dryden PS

Report Generated by:
Mawby, Wendy

Report Generated on:
20-Apr-23 9:09:58 AM
PP-CSC-Operational Planning-4300

Police Services Board Report for City of Dryden
2023/Jan to 2023/Mar

Number of Targeted Media Releases:	96 media releases and/or social media posts this quarter
Crime and Traffic Campaigns/Initiatives:	Easter Seatbelt Campaign - #1 in the Region (301 Provincial Offences charges, 67 warnings), 258 eTicket occurrences (182 charges/76 warned), 77 RIDE (1533 vehicle, 137 MSV & 6 CMV checks), two 3 day suspensions, 3 HTA charges laid & 3 ASD's completed.

Detachment: 2C - DRYDEN
Location code(s): 2C00 - DRYDEN
Area code(s): 2002 - City of Dryden PS

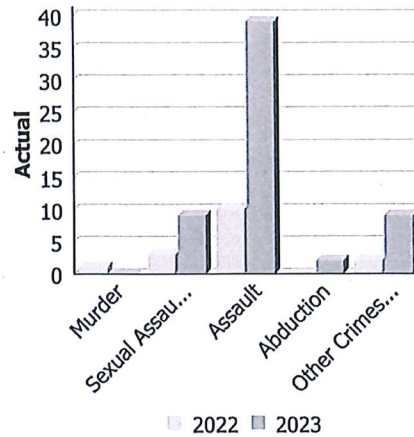
Report Generated by:
Mawby, Wendy

Report Generated on:
20-Apr-23 9:09:58 AM
PP-CSC-Operational Planning-4300

Police Services Board Report for City of Dryden
Records Management System
January to March - 2023

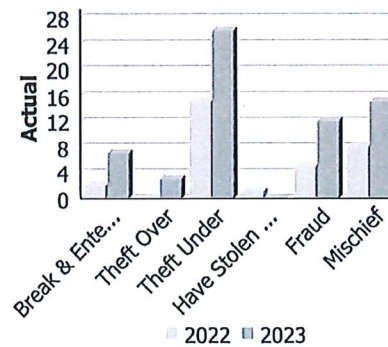
Violent Crime

Actual	January to March			Year to Date - March		
	2022	2023	% Change	2022	2023	% Change
Murder	1	0	-100.0%	1	0	-100.0%
Other Offences Causing Death	0	0	--	0	0	--
Attempted Murder	0	0	--	0	0	--
Sexual Assault	3	9	200.0%	3	9	200.0%
Assault	10	39	290.0%	10	39	290.0%
Abduction	0	2	--	0	2	--
Robbery	0	0	--	0	0	--
Other Crimes Against a Person	2	9	350.0%	2	9	350.0%
Total	16	59	268.8%	16	59	268.8%



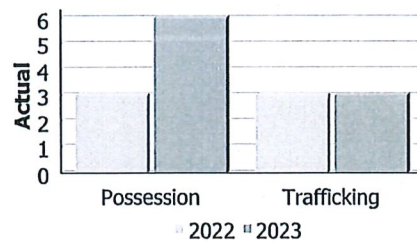
Property Crime

Actual	January to March			Year to Date - March		
	2022	2023	% Change	2022	2023	% Change
Arson	0	0	--	0	0	--
Break & Enter	2	7	250.0%	2	7	250.0%
Theft Over	0	3	--	0	3	--
Theft Under	15	26	73.3%	15	26	73.3%
Have Stolen Goods	1	0	-100.0%	1	0	-100.0%
Fraud	5	12	140.0%	5	12	140.0%
Mischief	8	15	87.5%	8	15	87.5%
Total	31	63	103.2%	31	63	103.2%



Drug Crime

Actual	January to March			Year to Date - March		
	2022	2023	% Change	2022	2023	% Change
Possession	3	6	100.0%	3	6	100.0%
Trafficking	3	3	0.0%	3	3	0.0%
Importation and Production	0	0	--	0	0	--
Total	6	9	50.0%	6	9	50.0%



Detachment: 2C - DRYDEN
 Location code(s): 2C00 - DRYDEN
 Area code(s): 2002 - City of Dryden
 Data source date:
 2023/04/15

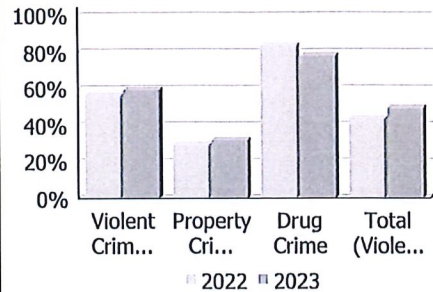
Report Generated by:
 Mawby, Wendy

Report Generated on:
 20-Apr-23 9:06:16 AM
 PP-CSC-Operational Planning-4300

Police Services Board Report for City of Dryden
Records Management System
January to March - 2023

Clearance Rate

Clearance Rate	January to March			Year to Date - March		
	2022	2023	Difference	2022	2023	Difference
Violent Crime	56.2%	59.3%	3.1%	56.2%	59.3%	3.1%
Property Crime	29.0%	31.8%	2.7%	29.0%	31.8%	2.7%
Drug Crime	83.3%	77.8%	-5.6%	83.3%	77.8%	-5.6%
Total (Violent, Property & Drug)	43.4%	49.3%	5.9%	43.4%	49.3%	5.9%



Data contained within this report is dynamic in nature and numbers will change over time as the Ontario Provincial Police continue to investigate and solve crime.

Data Utilized

- Major Crimes
- Niche RMS All Offence Level Business Intelligence Cube

Detachment: 2C - DRYDEN
Location code(s): 2C00 - DRYDEN
Area code(s): 2002 - City of Dryden
Data source date:
 2023/04/15

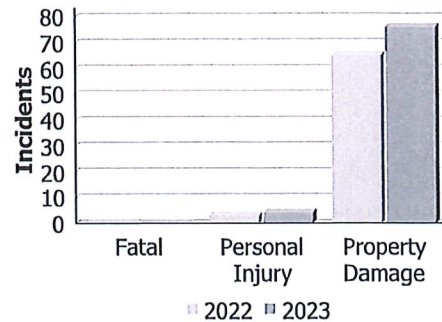
Report Generated by:
 Mawby, Wendy

Report Generated on:
 20-Apr-23 9:06:16 AM
 PP-CSC-Operational Planning-4300

Police Services Board Report for City of Dryden
Collision Reporting System
January to March - 2023

Motor Vehicle Collisions by Type

Incidents	January to March			Year to Date - March		
	2022	2023	% Change	2022	2023	% Change
Fatal	0	0	--	0	0	--
Personal Injury		3				
Property Damage		59				
Total		62				



Data Utilized

- SQL online application reporting system – OPP CRS 2.3.09
- Collision Reporting System Business Intelligence Cube

Amalgamation end of Feb 2022; statistics skewed therefore omitted; was unable to delete graph.

Detachment: 2C - DRYDEN
Location code(s): 2C00-DRYDEN
Data source date:
 2023/04/19

Report Generated by:
 Mawby, Wendy

Report Generated on:
 20-Apr-23 9:04:42 AM
 PP-CSC-Operational Planning-4300



Calls For Service (CFS) Billing Summary Report

Dryden
January to March - 2023

Billing Categories (Billing categories below do not match traditional crime groupings)	2023				2022			
	January to March	Year to Date	Time Standard	Year To Date Weighted Hours	January to March	Year to Date	Time Standard	Year To Date Weighted Hours
Violent Criminal Code	60	60	15.8	948.0	19	19	15.8	300.2
Property Crime Violations	68	68	6.4	435.2	35	35	6.4	224.0
Other Criminal Code Violations (Excluding Traffic)	53	53	7.5	397.5	17	17	7.5	127.5
Drug Possession	11	11	7.1	78.1	9	9	7.1	63.9
Drugs	4	4	68.0	272.0	3	3	68.0	204.0
Statutes & Acts	135	135	3.4	459.0	54	54	3.4	183.6
Operational	467	467	3.8	1,774.6	219	219	3.8	832.2
Operational2	111	111	1.4	155.4	33	33	1.4	46.2
Traffic	58	58	3.7	214.6	22	22	3.7	81.4
Total	967	967		4,734.4	411	411		2,063.0

Note to Detachment Commanders:

- The content of each report is to be shared by the Detachment Commander only with the municipality for which it was generated. The municipality may treat this as a public document and distribute it as they wish.
- All data is sourced from the Niche RMS application. Included are 'reported' occurrences (actuals and unfounded occurrences) for 'billable' occurrences ONLY. Data is refreshed on a weekly basis.
- The Traffic category includes motor vehicle collision (MVC) occurrences entered into Niche (UCR code 8521). MVCs are NOT sourced from the eCRS application for this report.
- Only the primary violation is counted within an occurrence.
- Time standards displayed are for the 2023 billing period.

Note to Municipalities:

- Data contained within this report is dynamic in nature and numbers will change over time as the Ontario Provincial Police continues to investigate and solve crime.
- This report is NOT to be used for crime trend analysis as not all occurrences are included.
- Data groupings within this report do not match traditional crime groupings seen in other public reports such as the OPP Police Services Board reports or Statistics Canada reporting.



Calls For Service (CFS) Billing Summary Report

Dryden
January to March - 2023

Billing Categories (Billing categories below do not match traditional crime groupings)		2023				2022			
		January to March	Year to Date	Time Standard	Year To Date Weighted Hours	January to March	Year to Date	Time Standard	Year To Date Weighted Hours
Violent Criminal Code	Murder 2nd Degree	0	0		0.0	1	1	15.8	15.8
	Sexual Assault	8	8	15.8	126.4	2	2	15.8	31.6
	Sexual Interference	0	0		0.0	1	1	15.8	15.8
	Assault With Weapon or Causing Bodily Harm-Level 2	9	9	15.8	142.2	2	2	15.8	31.6
	Assault-Level 1	31	31	15.8	489.8	8	8	15.8	126.4
	Forcible confinement	2	2	15.8	31.6	0	0		0.0
	Extortion	1	1	15.8	15.8	0	0		0.0
	Criminal Harassment	3	3	15.8	47.4	0	0		0.0
	Indecent/Harassing Communications	1	1	15.8	15.8	2	2	15.8	31.6
	Utter Threats -Master code	1	1	15.8	15.8	0	0		0.0
	Utter Threats to Person	3	3	15.8	47.4	3	3	15.8	47.4
	Counsel/Aid/Abet Person to commit suicide	1	1	15.8	15.8	0	0		0.0
	Total	60	60	15.8	948.0	19	19	15.8	300.2
Property Crime Violations	Break & Enter	8	8	6.4	51.2	2	2	6.4	12.8
	Theft Over -master code	0	0		0.0	1	1	6.4	6.4
	Theft FROM Motor Vehicle Over \$5,000	1	1	6.4	6.4	0	0		0.0
	Theft of Motor Vehicle	2	2	6.4	12.8	0	0		0.0
	Theft Under -master code	8	8	6.4	51.2	1	1	6.4	6.4
	Theft under - Building	0	0		0.0	1	1	6.4	6.4
	Theft under - Persons	0	0		0.0	1	1	6.4	6.4
	Theft under - Trailers	0	0		0.0	1	1	6.4	6.4
	Theft under - Other Theft	6	6	6.4	38.4	3	3	6.4	19.2
	Theft FROM Motor Vehicle Under \$5,000	5	5	6.4	32.0	3	3	6.4	19.2
	Theft Under \$5,000 [SHOPLIFTING]	8	8	6.4	51.2	6	6	6.4	38.4
	Possession of Stolen Goods under \$5,000	0	0		0.0	1	1	6.4	6.4
	Fraud -Master code	6	6	6.4	38.4	0	0		0.0
	Fraud - False Pretence < = \$5,000	1	1	6.4	6.4	0	0		0.0
	Fraud -Money/property/ security > \$5,000	1	1	6.4	6.4	0	0		0.0
	Fraud -Money/property/ security <= \$5,000	3	3	6.4	19.2	4	4	6.4	25.6
	Fraud - Other	2	2	6.4	12.8	1	1	6.4	6.4



Calls For Service (CFS) Billing Summary Report

Dryden
January to March - 2023

Billing Categories <i>(Billing categories below do not match traditional crime groupings)</i>		2023				2022			
		January to March	Year to Date	Time Standard	Year To Date Weighted Hours	January to March	Year to Date	Time Standard	Year To Date Weighted Hours
Property Crime Violations	Mischief - master code	15	15	6.4	96.0	8	8	6.4	51.2
	Property Damage	2	2	6.4	12.8	2	2	6.4	12.8
	Total	68	68	6.4	435.2	35	35	6.4	224.0
Other Criminal Code Violations (Excluding traffic)	Possess Firearm while prohibited	0	0		0.0	2	2	7.5	15.0
	Offensive Weapons-Possession of Weapons	1	1	7.5	7.5	1	1	7.5	7.5
	Offensive Weapons-Prohibited	1	1	7.5	7.5	0	0		0.0
	Offensive Weapons-Other Offensive Weapons	0	0		0.0	1	1	7.5	7.5
	Bail Violations -Master code	2	2	7.5	15.0	0	0		0.0
	Bail Violations - Fail To Comply	22	22	7.5	165.0	6	6	7.5	45.0
	Bail Violations - Others	1	1	7.5	7.5	0	0		0.0
	Disturb the Peace	19	19	7.5	142.5	1	1	7.5	7.5
	Indecent acts -Master code	0	0		0.0	1	1	7.5	7.5
	Indecent acts -Other	0	0		0.0	1	1	7.5	7.5
	Trespass at Night	2	2	7.5	15.0	0	0		0.0
	Breach of Probation	5	5	7.5	37.5	3	3	7.5	22.5
	Utter Threats to damage property	0	0		0.0	1	1	7.5	7.5
	Total	53	53	7.5	397.5	17	17	7.5	127.5
Drug Possession	Possession Cocaine	1	1	7.1	7.1	0	0		0.0
	Possession Other Controlled Drugs and Substance Act	5	5	7.1	35.5	2	2	7.1	14.2
	Possession - Methamphetamine (Crystal Meth)	1	1	7.1	7.1	2	2	7.1	14.2
	Possession ð Opioid (other than heroin)	1	1	7.1	7.1	0	0		0.0
	Drug related occurrence	3	3	7.1	21.3	5	5	7.1	35.5
	Total	11	11	7.1	78.1	9	9	7.1	63.9
Drugs	Trafficking Cocaine	1	1	68.0	68.0	2	2	68.0	136.0
	Trafficking Other Controlled Drugs and Substance Act	1	1	68.0	68.0	1	1	68.0	68.0
	Trafficking - Methamphetamine (Crystal Meth)	1	1	68.0	68.0	0	0		0.0
	Trafficking ð Opioid (other than heroin)	1	1	68.0	68.0	0	0		0.0



Calls For Service (CFS) Billing Summary Report

Dryden
January to March - 2023

Billing Categories (Billing categories below do not match traditional crime groupings)		2023				2022			
		January to March	Year to Date	Time Standard	Year To Date Weighted Hours	January to March	Year to Date	Time Standard	Year To Date Weighted Hours
Drugs	Total	4	4	68.0	272.0	3	3	68.0	204.0
Statutes & Acts	Landlord/Tenant	9	9	3.4	30.6	7	7	3.4	23.8
	Mental Health Act	42	42	3.4	142.8	15	15	3.4	51.0
	Mental Health Act - No contact with Police	2	2	3.4	6.8	1	1	3.4	3.4
	Mental Health Act - Attempt Suicide	14	14	3.4	47.6	5	5	3.4	17.0
	Mental Health Act - Threat of Suicide	24	24	3.4	81.6	6	6	3.4	20.4
	Mental Health Act - Voluntary Transport	11	11	3.4	37.4	2	2	3.4	6.8
	Mental Health Act - Placed on Form	3	3	3.4	10.2	0	0		0.0
	Mental Health Act - Apprehension	6	6	3.4	20.4	0	0		0.0
	Trespass To Property Act	24	24	3.4	81.6	18	18	3.4	61.2
	Total	135	135	3.4	459.0	54	54	3.4	183.6
Operational	Animal -Master code	1	1	3.8	3.8	0	0		0.0
	Animal Bite	1	1	3.8	3.8	0	0		0.0
	Animal Stray	1	1	3.8	3.8	3	3	3.8	11.4
	Animal Injured	3	3	3.8	11.4	1	1	3.8	3.8
	Animal - Other	2	2	3.8	7.6	2	2	3.8	7.6
	Alarm -Others	1	1	3.8	3.8	0	0		0.0
	Domestic Disturbance	42	42	3.8	159.6	15	15	3.8	57.0
	Suspicious Person	52	52	3.8	197.6	27	27	3.8	102.6
	Phone -Master code	4	4	3.8	15.2	0	0		0.0
	Phone -Nuisance - No Charges Laid	2	2	3.8	7.6	1	1	3.8	3.8
	Phone -Other - No Charges Laid	3	3	3.8	11.4	1	1	3.8	3.8
	Fire - Building	1	1	3.8	3.8	6	6	3.8	22.8
	Fire - Other	1	1	3.8	3.8	0	0		0.0
	Insecure Condition - Master code	1	1	3.8	3.8	2	2	3.8	7.6
	Missing Person -Master code	2	2	3.8	7.6	0	0		0.0
	Missing Person 12 & older	8	8	3.8	30.4	2	2	3.8	7.6
	Missing Person Located 12 & older	18	18	3.8	68.4	5	5	3.8	19.0
	Missing Person Located 12 & older -Foul play suspected	0	0		0.0	1	1	3.8	3.8



Calls For Service (CFS) Billing Summary Report

Dryden
January to March - 2023

Billing Categories (Billing categories below do not match traditional crime groupings)		2023				2022			
		January to March	Year to Date	Time Standard	Year To Date Weighted Hours	January to March	Year to Date	Time Standard	Year To Date Weighted Hours
Operational	Noise Complaint -Master code	18	18	3.8	68.4	5	5	3.8	19.0
	Noise Complaint - Residence	3	3	3.8	11.4	0	0		0.0
	Noise Complaint - Business	2	2	3.8	7.6	0	0		0.0
	Noise Complaint - Animal	2	2	3.8	7.6	0	0		0.0
	Found Property -Master code	10	10	3.8	38.0	12	12	3.8	45.6
	Found - Computer, parts & accessories	0	0		0.0	1	1	3.8	3.8
	Found-Others	1	1	3.8	3.8	0	0		0.0
	Lost Property -Master code	13	13	3.8	49.4	1	1	3.8	3.8
	Lost-Personal Accessories	2	2	3.8	7.6	0	0		0.0
	Lost-Household Property	2	2	3.8	7.6	0	0		0.0
	Lost-Others	0	0		0.0	1	1	3.8	3.8
	Sudden Death - Suicide	2	2	3.8	7.6	0	0		0.0
	Sudden Death - Natural Causes	4	4	3.8	15.2	1	1	3.8	3.8
	Sudden Death - Apparent Overdose-Overdose	0	0		0.0	1	1	3.8	3.8
	Suspicious Vehicle	19	19	3.8	72.2	3	3	3.8	11.4
	Trouble with Youth	26	26	3.8	98.8	7	7	3.8	26.6
	Medical Assistance - Master code	5	5	3.8	19.0	1	1	3.8	3.8
	Medical Assistance - Other	11	11	3.8	41.8	0	0		0.0
	Unwanted Persons	116	116	3.8	440.8	70	70	3.8	266.0
	Neighbour Dispute	7	7	3.8	26.6	3	3	3.8	11.4
	Other Municipal By-Laws	2	2	3.8	7.6	0	0		0.0
	Traffic By-Law	1	1	3.8	3.8	0	0		0.0
	Overdose/Suspected Overdose - Opioid Related	1	1	3.8	3.8	0	0		0.0
	Assist Fire Department	1	1	3.8	3.8	1	1	3.8	3.8
	Assist Public	48	48	3.8	182.4	40	40	3.8	152.0
	Distressed/Overdue Motorist	1	1	3.8	3.8	0	0		0.0
	Compassionate Message	1	1	3.8	3.8	0	0		0.0



Calls For Service (CFS) Billing Summary Report

Dryden
January to March - 2023

Billing Categories (Billing categories below do not match traditional crime groupings)		2023				2022			
		January to March	Year to Date	Time Standard	Year To Date Weighted Hours	January to March	Year to Date	Time Standard	Year To Date Weighted Hours
Operational	Family Dispute	25	25	3.8	95.0	6	6	3.8	22.8
	Suspicious Package	1	1	3.8	3.8	0	0		0.0
	Total	467	467	3.8	1,774.6	219	219	3.8	832.2
Operational2	False Holdup Alarm-Accidental Trip	9	9	1.4	12.6	3	3	1.4	4.2
	False Alarm -Others	39	39	1.4	54.6	13	13	1.4	18.2
	Keep the Peace	28	28	1.4	39.2	8	8	1.4	11.2
	911 call / 911 hang up	18	18	1.4	25.2	5	5	1.4	7.0
	911 call - Dropped Cell	17	17	1.4	23.8	4	4	1.4	5.6
	Total	111	111	1.4	155.4	33	33	1.4	46.2
Traffic	MVC (MOTOR VEHICLE COLLISION) - Master code	5	5	3.7	18.5	0	0		0.0
	MVC - Personal Injury (MOTOR VEHICLE COLLISION)	1	1	3.7	3.7	0	0		0.0
	MVC - Prop. Dam. Non Reportable	15	15	3.7	55.5	7	7	3.7	25.9
	MVC - Prop. Dam. Reportable (MOTOR VEHICLE COLLISION)	33	33	3.7	122.1	14	14	3.7	51.8
	MVC - Prop. Dam. Failed to Remain (MOTOR VEHICLE COLLISION)	4	4	3.7	14.8	1	1	3.7	3.7
	Total	58	58	3.7	214.6	22	22	3.7	81.4
Total		967	967		4,734.4	411	411		2,063.0

Note to Detachment Commanders:

- The content of each report is to be shared by the Detachment Commander only with the municipality for which it was generated. The municipality may treat this as a public document and distribute it as they wish.
- All data is sourced from the Niche RMS application. Included are 'reported' occurrences (actuals and unfounded occurrences) for 'billable' occurrences ONLY. Data is refreshed on a weekly basis.
- The Traffic category includes motor vehicle collision (MVC) occurrences entered into Niche (UCR code 8521). MVCs are NOT sourced from the eCRS application for this report.
- Only the primary violation is counted within an occurrence.
- Time standards displayed are for the 2023 billing period.

Note to Municipalities:

- Data contained within this report is dynamic in nature and numbers will change over time as the Ontario Provincial Police continues to investigate and solve crime.
- This report is NOT to be used for crime trend analysis as not all occurrences are included.
- Data groupings within this report do not match traditional crime groupings seen in other public reports such as the OPP Police Services Board reports or Statistics Canada reporting.

Dryden e-Ticket Map

January to March

258 e-ticket occurrences

