



# ONTARIO PROVINCIAL POLICE

## Regional Operational Analyst Program

**Protected A**  
**Low Sensitivity**

Routine Information requiring protection. This report and the information contained therein is for the attention of any law enforcement agency and may be disseminated at the discretion of the recipient.

### FOCUSED ANALYTICAL REPORT - Specific Analytical Request

#### 2024 Dryden Q3 Calls for Service

Region: North West	File #: 2024-2C-ROA-0025	Author: Laurie Mallon
Detachment: Dryden	Occurrence #: n/a	Report Date: 02 October 2024
Approver: D/Sgt Bob STEELE		Approval Date: 02October2024

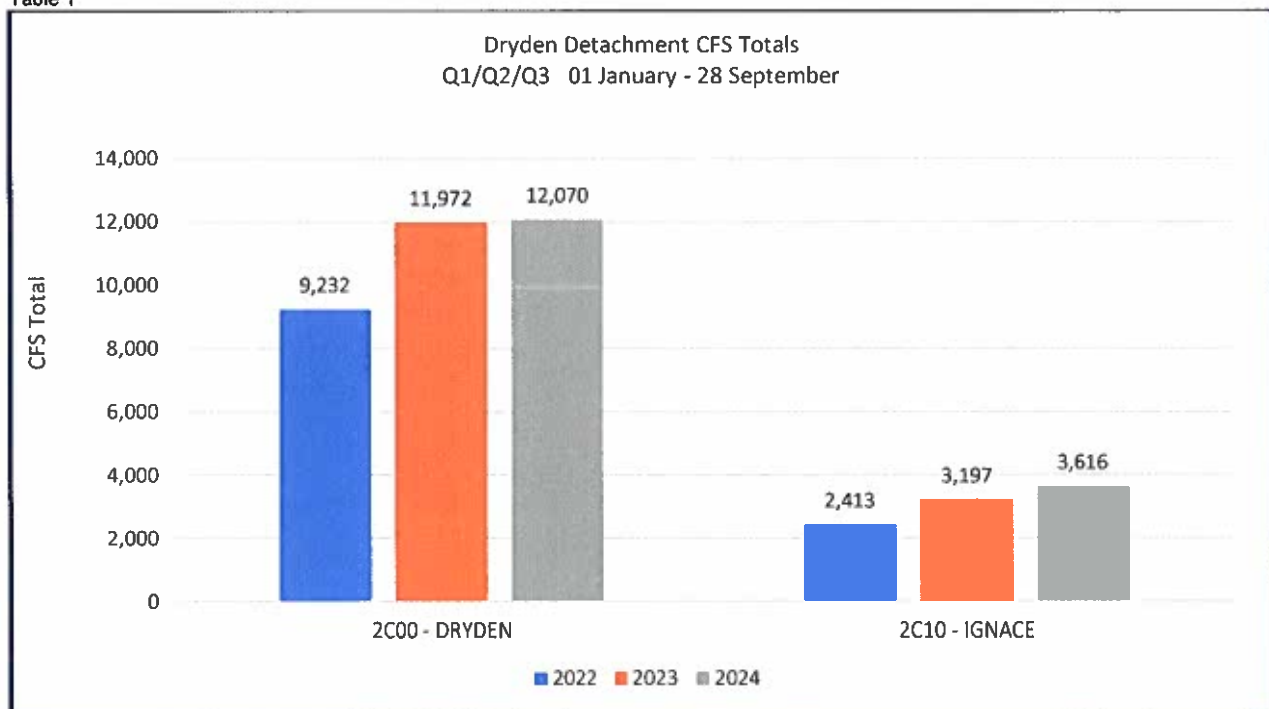
#### Overview

- Review of calls for service (CFS) for Dryden Detachment for the first three quarters (Q1/Q2/Q3) of 2022, 2023 and 2024.
- CFS separated out between Dryden (2C00) and Ignace (2C10).
- Specific proactive policing call types removed from CFS totals. See methodology for removed call types.
- Charts to include total calls, calls by month, calls by day of week and calls by hour of day.

#### Analysis

- Q1/Q2/Q3 calls for service have increased 31% in Dryden, over 2022 reported CFS totals.
- Q1/Q2/Q3 calls for service have increased by 50% in Ignace, over 2022 reported CFS totals.

Table 1





# ONTARIO PROVINCIAL POLICE

## Regional Operational Analyst Program

### Protected A Low Sensitivity

Routine Information requiring protection. This report and the information contained therein is for the attention of any law enforcement agency and may be disseminated at the discretion of the recipient.

- In Dryden during three quarters calls for service increase over the weekend, starting with Friday. This trend is present during the past three years. Daily call volume is consistent within the municipality of Dryden over the three years. Sunday is shown to be the day with the lowest number of reported calls for service over the first three quarters of all three years.
- Ignace call for service totals during Q1/Q2/Q3 were highest over the weekend, however the call volume on Sundays remained high. Midweek, Tuesday/Wednesday had the lowest volume of calls for service through Q3 of the three-year reporting period.

Table 2

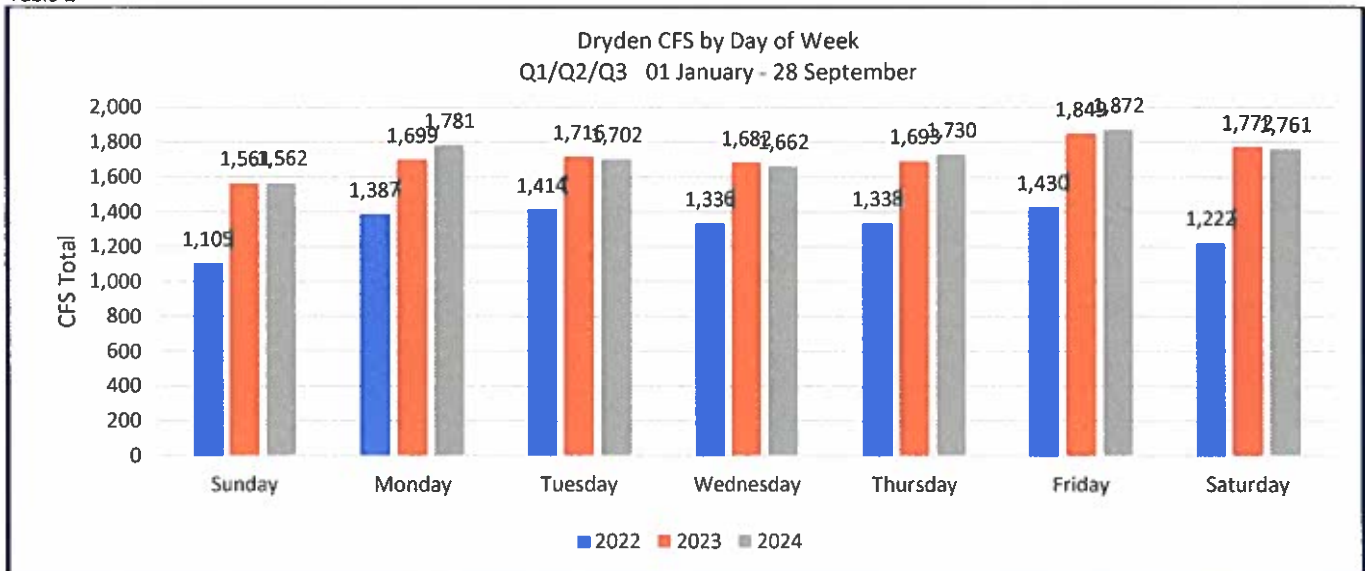
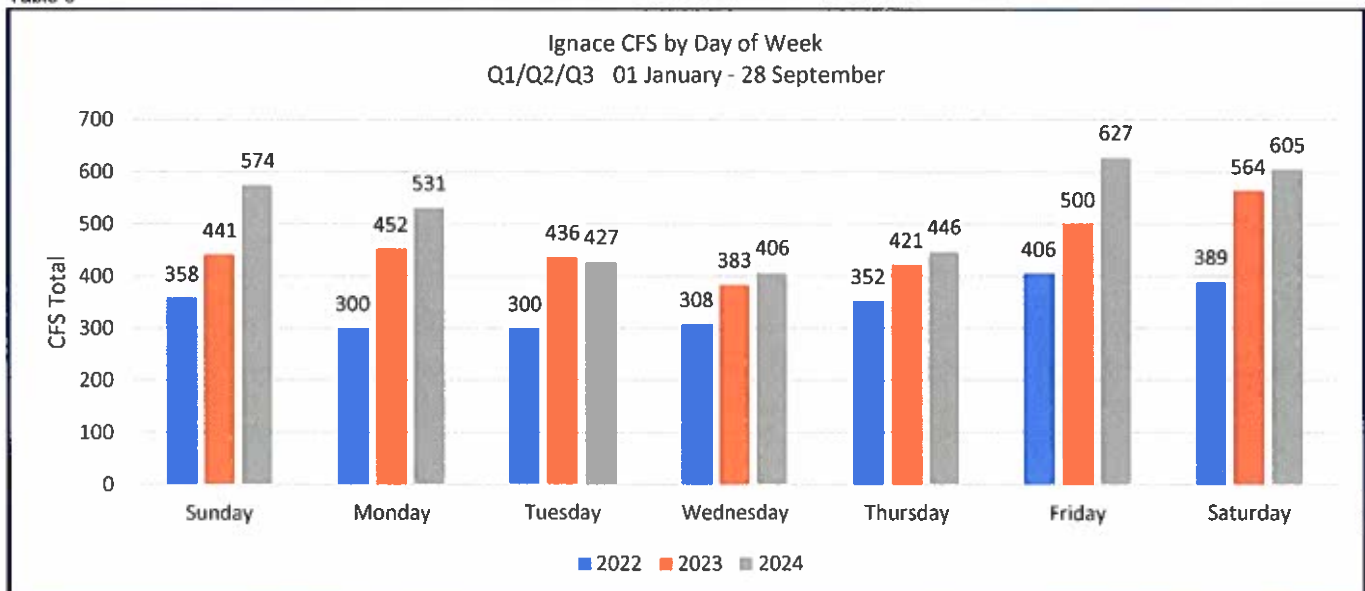


Table 3





# ONTARIO PROVINCIAL POLICE

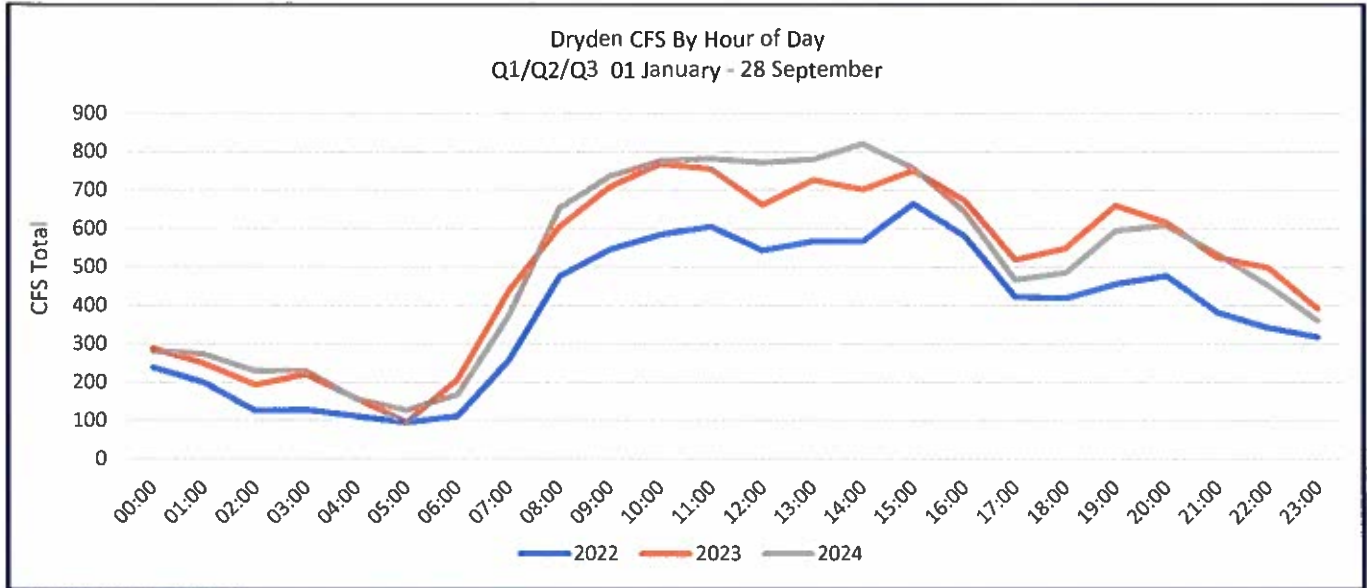
## Regional Operational Analyst Program

### Protected A Low Sensitivity

Routine Information requiring protection. This report and the information contained therein is for the attention of any law enforcement agency and may be disseminated at the discretion of the recipient.

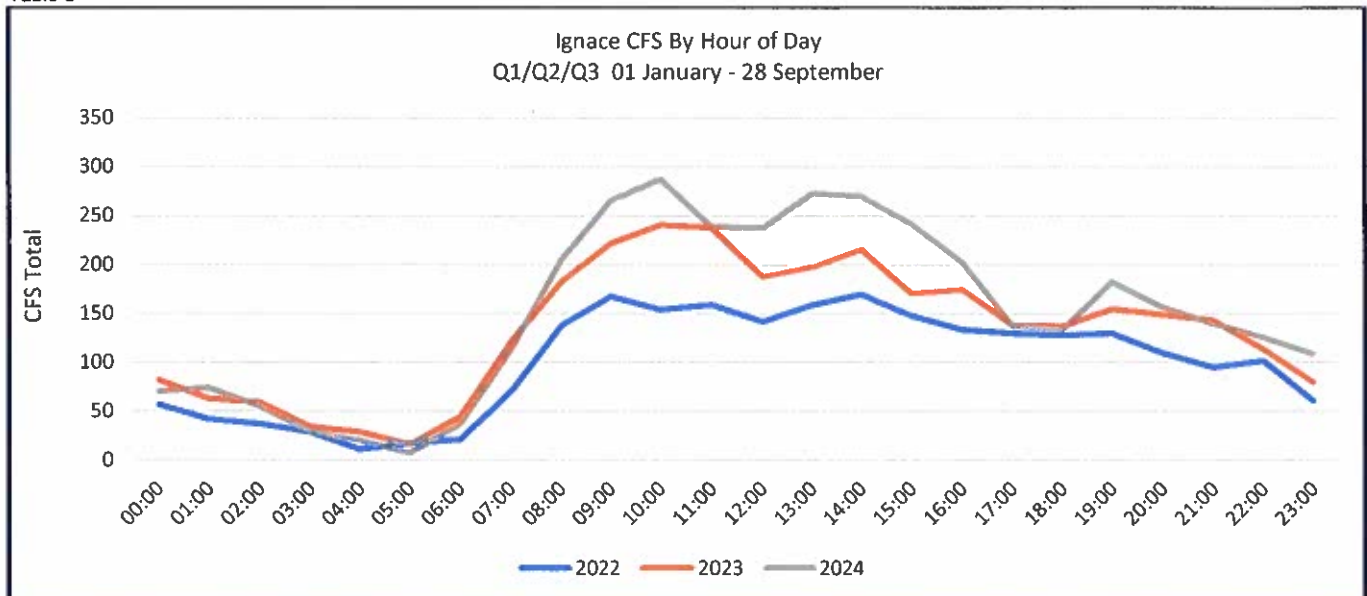
- Through three quarters of 2024, Dryden CFS totals spiked between 0800-1600 hrs. During this 8-hour daytime span, 6081 CFS were reported, which accounts for 50% of the total 2024 calls reported.

Table 4



- Through three quarters of 2024, Ignace CFS totals spiked during daytime hours (0800 – 1600 hrs). Ignace had 2021 reported CFS during these hours, which represents 56% of the total calls received.

Table 5





# ONTARIO PROVINCIAL POLICE

## Regional Operational Analyst Program

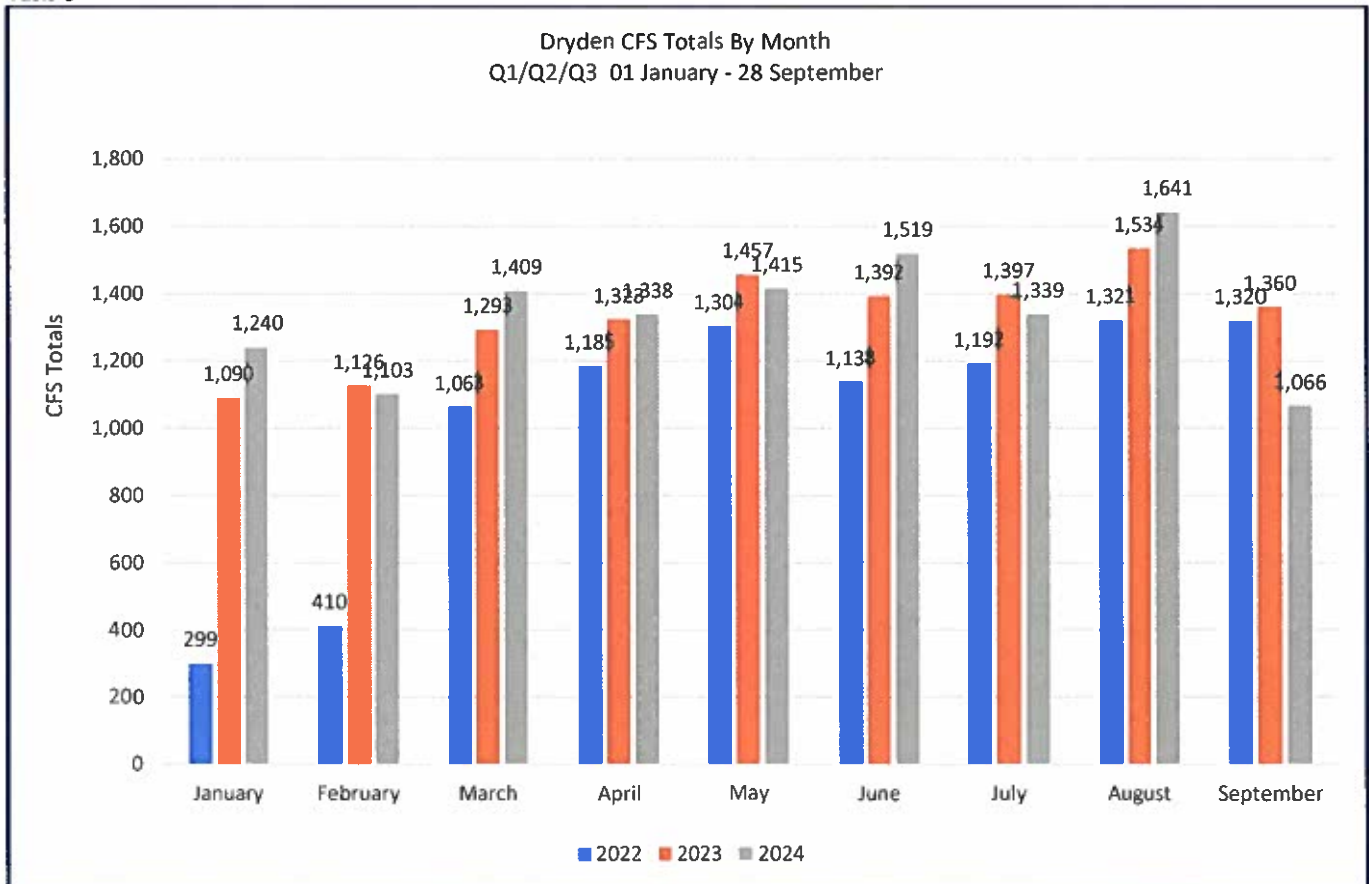
### Protected A

### Low Sensitivity

Routine Information requiring protection. This report and the information contained therein is for the attention of any law enforcement agency and may be disseminated at the discretion of the recipient.

- In 2024, Dryden saw a dip in reported calls in September after a busy summer of CFS. August had the highest reported call volume for 2024. There were 4499 reported CFS during the summer months (June-August), representing 37% of the total call volume for 2024.

Table 6





# ONTARIO PROVINCIAL POLICE

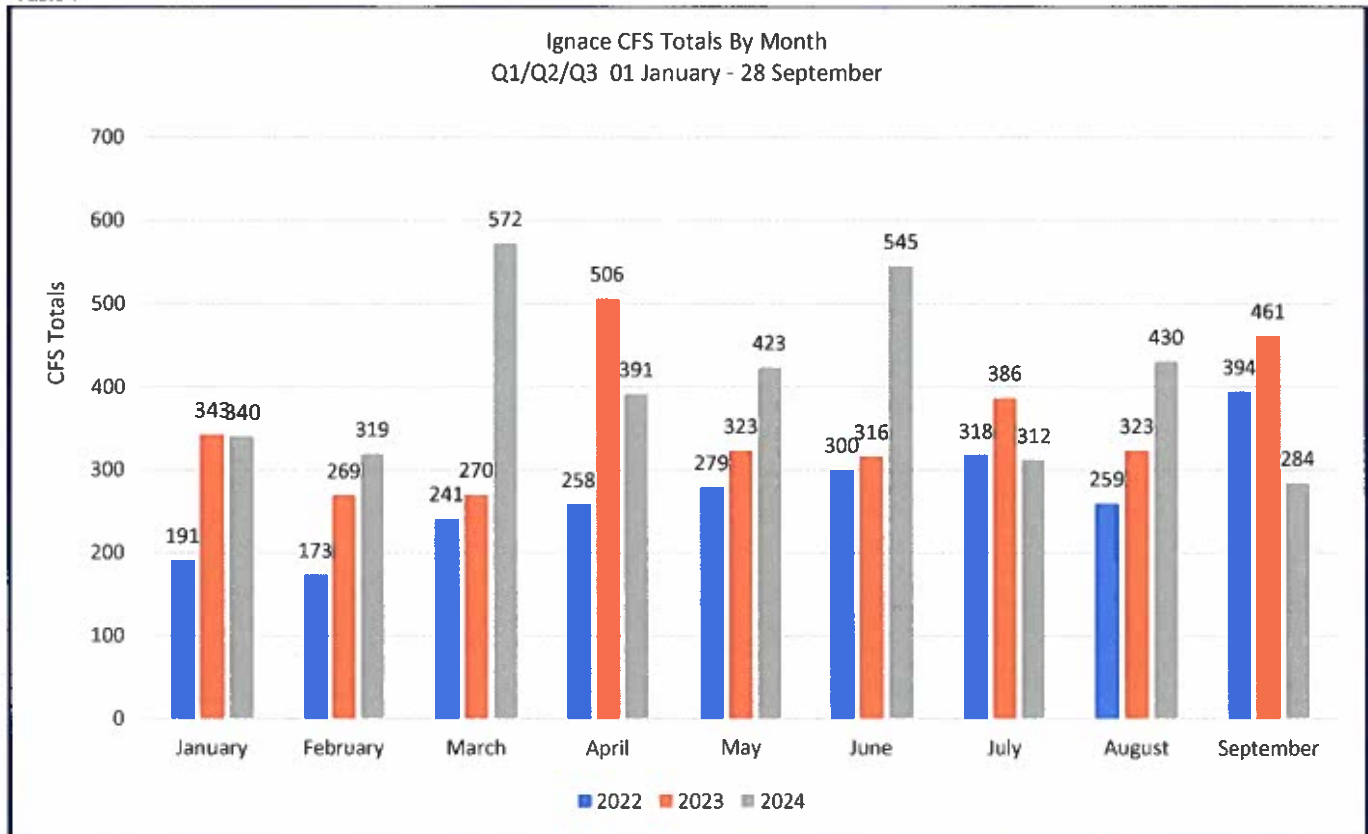
## Regional Operational Analyst Program

### Protected A Low Sensitivity

Routine Information requiring protection. This report and the information contained therein is for the attention of any law enforcement agency and may be disseminated at the discretion of the recipient.

- Ignace 2024 monthly totals mirrored the trend in Dryden, with a small dip in September and high call volumes during the summer months. 2024 summer months, (June-August) had 1287 reported calls for service, which represents 36% of the total 2024 calls reported in Ignace.

Table 7





# ONTARIO PROVINCIAL POLICE

## Regional Operational Analyst Program

### Protected A

#### Low Sensitivity

Routine Information requiring protection. This report and the information contained therein is for the attention of any law enforcement agency and may be disseminated at the discretion of the recipient.

---

### Limitations

- Information from Niche/RMS is limited by the quality and completeness of the data input. The searches undertaken to identify relevant data may not have returned pertinent events depending on how and when the data was entered. Occurrences without the appropriate duty location code would be excluded, as would any occurrence with missing or incorrect UCR coding.
- BI Cube is a platform that imports all Niche/RMS data for analytical purposes. The primary source of information is Niche/RMS data.

### Methodology

- BI Cube First level search for Dryden calls for service.
- Separated out between 2C00 – Dryden and 2C10 – Ignace.
- Filters used to determine calls per day of week and per hour of day.
- Calls exported for 1<sup>st</sup>, 2<sup>nd</sup> and 3<sup>rd</sup> quarters (Jan-Sep) for 2022, 2023 and 2024 for comparison.
- BI Cube export: 01 October 2024
- BI Cube data updated: 28 September 2024
- Occurrence UCR codes removed from total, as they are considered proactive policing:
  - 8534 - Criminal Record Check
  - 8870 - R.I.D.E.
  - 8906 - Vulnerable Sector Fingerprinting
  - 8899 - Duplicate Occurrences

### Sources

- Cognos Business Intelligence Cube (BI Cube)
- Niche/RMS

### Dissemination List

- Insp Adam ILLMAN – Dryden Detachment Commander
- S/Sgt Mitchell DAVIS



# ONTARIO PROVINCIAL POLICE

## Regional Operational Analyst Program

**Protected A**  
**Low Sensitivity**

Routine Information requiring protection. This report and the information contained therein is for the attention of any law enforcement agency and may be disseminated at the discretion of the recipient.

### FOCUSED ANALYTICAL REPORT - Specific Analytical Request

#### 2024 Dryden Foot Patrol – Q3

Region: North West  
Detachment: Dryden  
Approver: D/Sgt STEELE

File #: 2024-2C-ROA-0022  
Occurrence #: n/a

Author: Laurie Mallon  
Report Date: 01 October 2024  
Approval Date: 01 October 2024

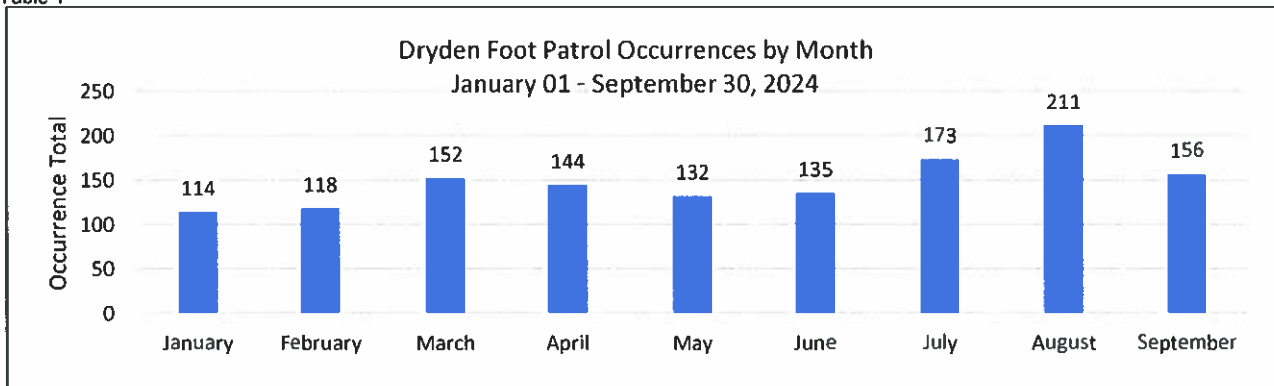
#### Overview

- Review of all Dryden reported foot patrol occurrences in Niche/RMS
- Occurrences reported from 2024/01/01 – 2024/09/30.
- Comparison with 2023 occurrences for the same report period (2023/01/01 – 2023/09/30)

#### Analysis

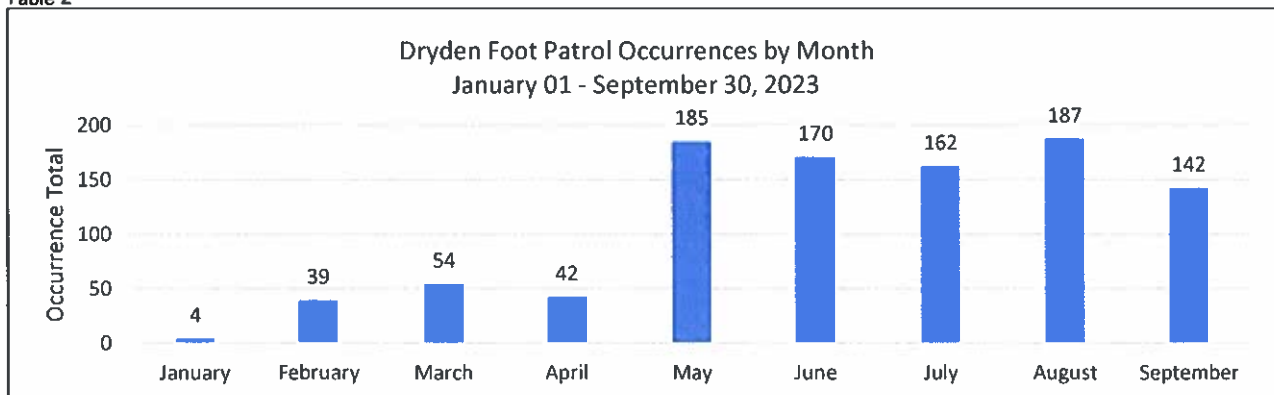
- In the first 9 months (Q3) of 2024, Dryden officers reported a total of 1335-foot patrol occurrences.
- August reported the highest number of foot patrol occurrences with 211. That was followed by July with 173 reported occurrences.

Table 1



- Although foot patrols by Dryden OPP officers began part way into Q1 of 2023, similar trends in volumes were reported, with summer months having higher reported occurrence totals.

Table 2







# ONTARIO PROVINCIAL POLICE

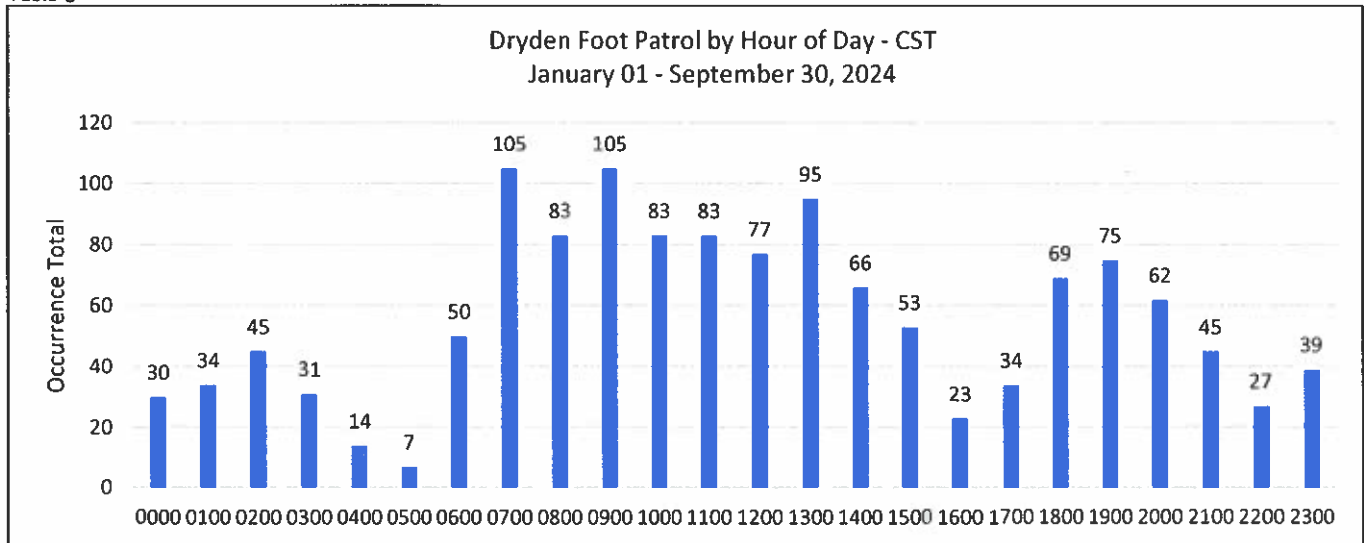
## Regional Operational Analyst Program

### Protected A Low Sensitivity

Routine Information requiring protection. This report and the information contained therein is for the attention of any law enforcement agency and may be disseminated at the discretion of the recipient.

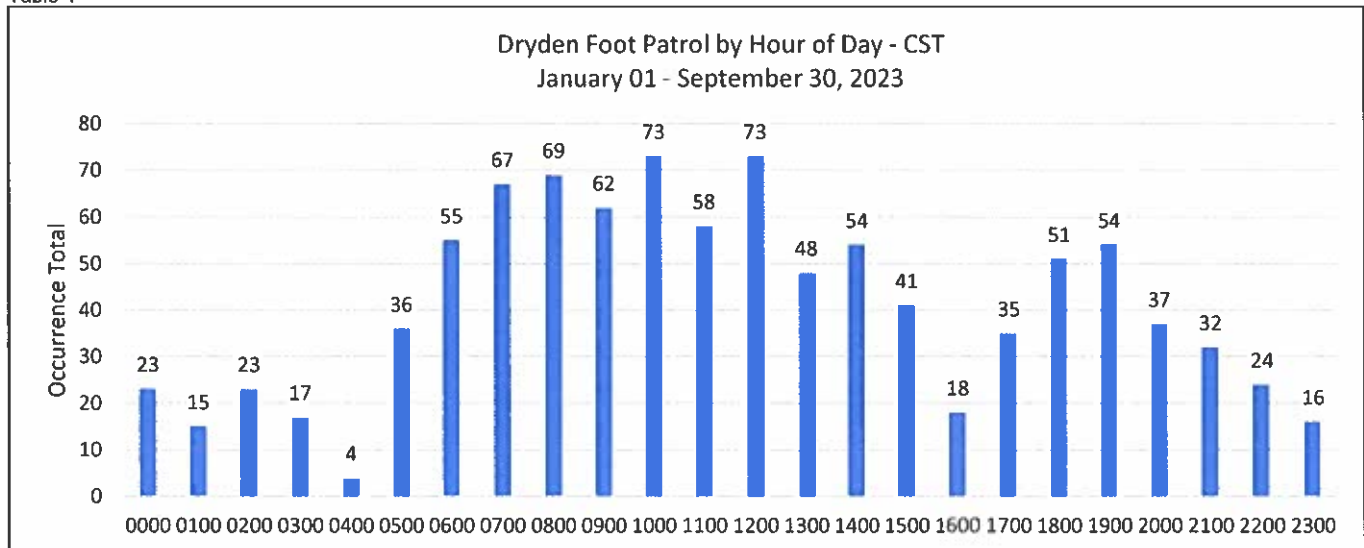
- Dryden Detachment officers are conducting foot patrols throughout the day with the peak times being between 0700 and 1400 hrs.
- 631-foot patrol occurrences or 47% of the total foot patrols in the first three quarters of 2024 have occurred between 0700-1400 hrs (CST)

Table 3



- 2023 foot patrol occurrences saw the same trend with the peak times being between 0700 and 1400 hrs daily. 450-foot patrol occurrences or 46% of the total foot patrols in the first three quarters of 2023 occurred between 0700-1400 hrs (CST).

Table 4







# ONTARIO PROVINCIAL POLICE

## Regional Operational Analyst Program

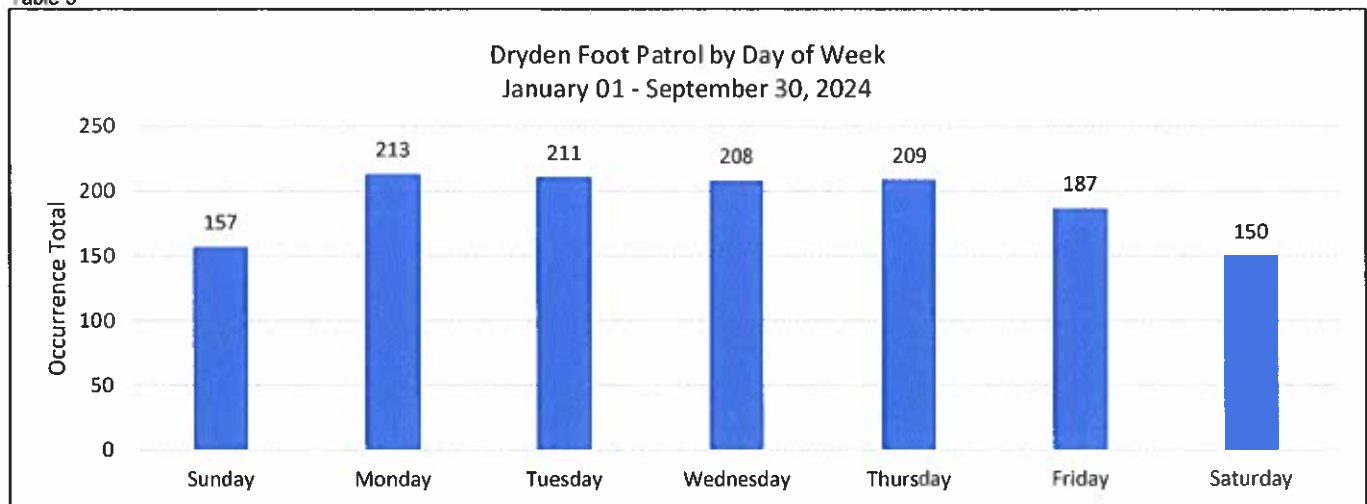
### Protected A

#### Low Sensitivity

Routine Information requiring protection. This report and the information contained therein is for the attention of any law enforcement agency and may be disseminated at the discretion of the recipient.

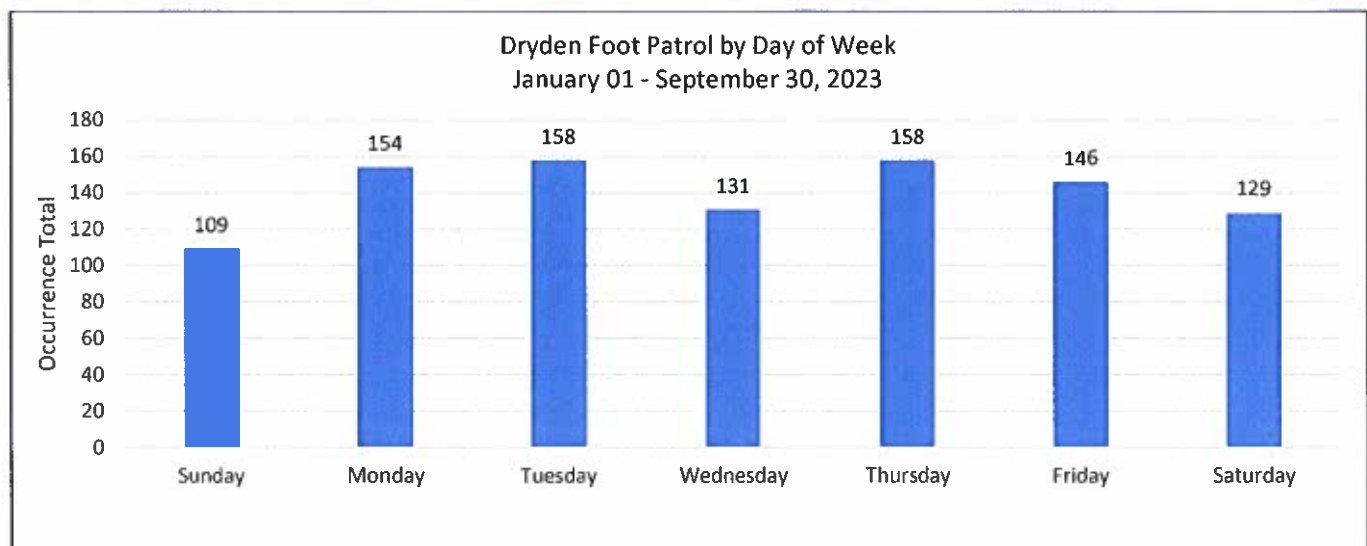
- Foot patrols occur each day of the week, with the highest number of foot patrols occurring on Monday and Tuesday.
- 424 reported foot patrol occurrences were completed on Mondays and Tuesdays during the first three quarters of 2024.
- Saturday and Sunday had the lowest reported foot patrol occurrences during Q3 of 2024. Lower patrol totals are due to stores in the downtown core being closed on Sunday or only being open limited hours that day of the week.

Table 5



- 2023 trends were similar to 2024, with Monday and Tuesday having higher totals of foot patrols reported, with the addition of Thursday also having high reported totals. Saturday and Sunday totals were lower than the rest of the week.

Table 6





# ONTARIO PROVINCIAL POLICE

## Regional Operational Analyst Program

### Protected A

### Low Sensitivity

Routine Information requiring protection. This report and the information contained therein is for the attention of any law enforcement agency and may be disseminated at the discretion of the recipient.

## Methodology

- Niche/RMS Detailed Find Search
- Parameters:
  - Reported Time: 2024/01/01-2024/09/30.
  - Duty Locn: 2C00
  - UCR Violation Code: 8503
  - Occurrence Address: 20 Earl Avenue
- Data exported on: 01 October 2024
- 1335-foot patrol occurrences exported.
- Niche/RMS Detailed Find Search
- Parameters:
  - Reported Time: 2023/01/01-2023/09/30.
  - Duty Locn: 2C00
  - UCR Violation Code: 8503
  - Occurrence Address: 20 Earl Avenue
- Data exported on: 01 October 2024
- 1253-foot patrol occurrences exported.

## Limitations

- Information from Niche/RMS is limited by the quality and completeness of the data input. The searches undertaken to identify relevant data may not have returned all pertinent events depending on how and when the data was entered. Occurrences without the appropriate duty location code would be excluded, as would any occurrence with missing or incorrect UCR coding or address information.

## Sources

- Niche / RMS

## Dissemination List

- Insp. Adam ILLMAN
- S/Sgt Mitchell DAVIS



# ONTARIO PROVINCIAL POLICE

## Regional Operational Analyst Program

**Protected A**  
**Low Sensitivity**

Routine Information requiring protection. This report and the information contained therein is for the attention of any law enforcement agency and may be disseminated at the discretion of the recipient.

### FOCUSED ANALYTICAL REPORT - Crime Analysis

#### 2024 Dryden Property Crime in the Downtown Core – Q3

Region: North West	File #: 2024-2C-ROA-0024	Author: Laurie MALLON
Detachment: Dryden	Occurrence #: n/a	Report Date: 03 October 2024
Approver: D/Sgt Bob STEELE		Approved Date: 03October2024

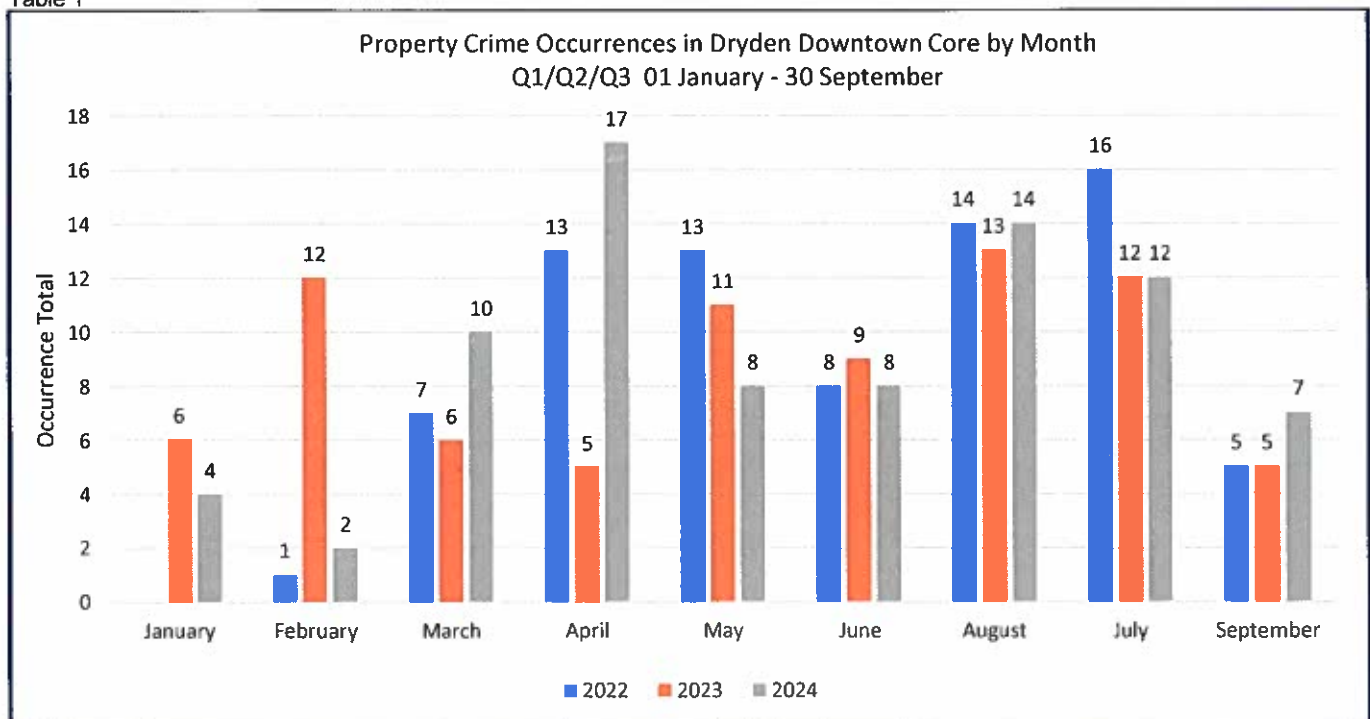
#### Overview

- Review of property crime occurrences in the Dryden downtown core for the period of 01 January 2024 – 30 September 2024. First three quarters of the year,
- Comparison between totals for 2022, 2023 and 2024 for Q3
- Downtown Core designated area determined by Dryden Detachment Commander. See methodology section for exact location of downtown core designated area.

#### Analysis

- There were 82 property crime occurrences reported in the downtown core designated area between 01 January 2024 – 30 September 2024. These property crimes include shoplifting, theft, mischief, break & enter, fraud, stolen vehicle and possess stolen property occurrences. These figures are standard for property crime totals in the area based on 2022 and 2023 reported occurrence totals.
- April and August 2024 had the highest number of property crime occurrences reported in the designated downtown area with 17 and 14, respectively. January and February had the lowest number of property crime occurrences reported with only 4 and 2, respectively.

Table 1





# ONTARIO PROVINCIAL POLICE

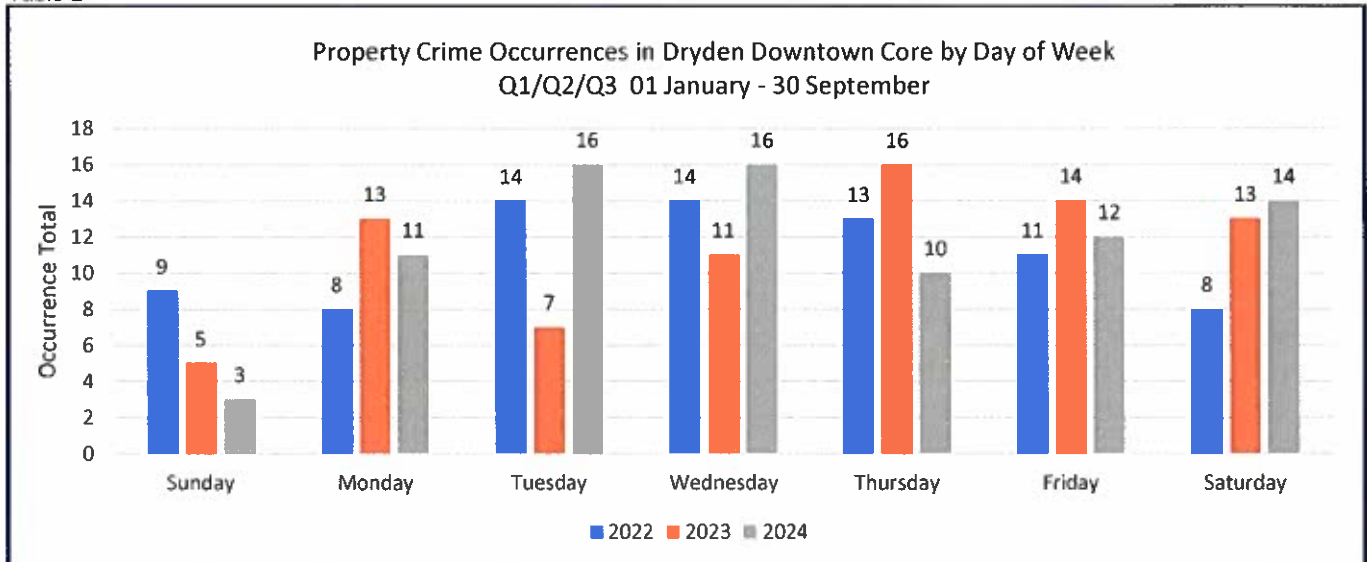
## Regional Operational Analyst Program

### Protected A Low Sensitivity

Routine Information requiring protection. This report and the information contained therein is for the attention of any law enforcement agency and may be disseminated at the discretion of the recipient.

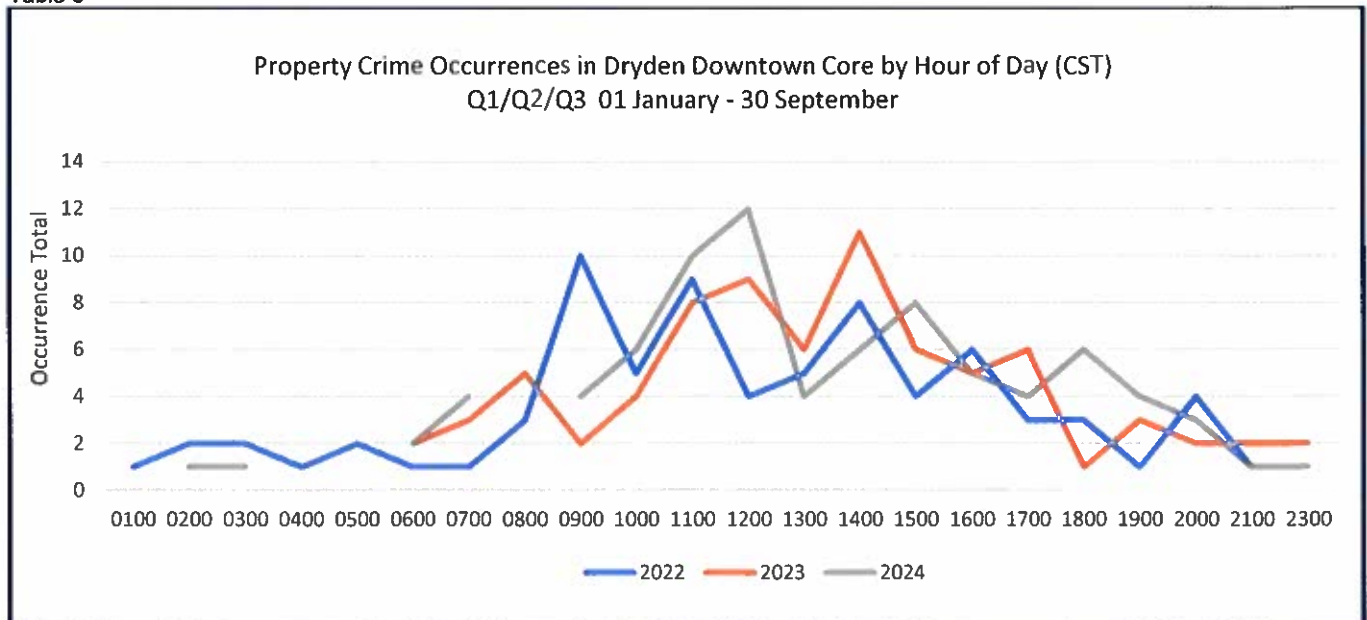
- Review of the reported occurrences indicates that midweek, Tuesday, and Wednesday were the days with the highest number of property crimes reported in the downtown core. 34 property crime occurrences were reported on those two days of the week. Sunday had the fewest reported property crimes in the downtown core. This may be attributed to the number of commercial locations either closed or with limited hours on Sundays.

Table 2



- The period between 1000 hrs and 1600 hrs had the highest number of reported property crime occurrences in the downtown core. There were 46 reported occurrences during that time frame, accounting for 56% of the total reported property crime occurrences in the downtown core.

Table 3





# ONTARIO PROVINCIAL POLICE

## Regional Operational Analyst Program

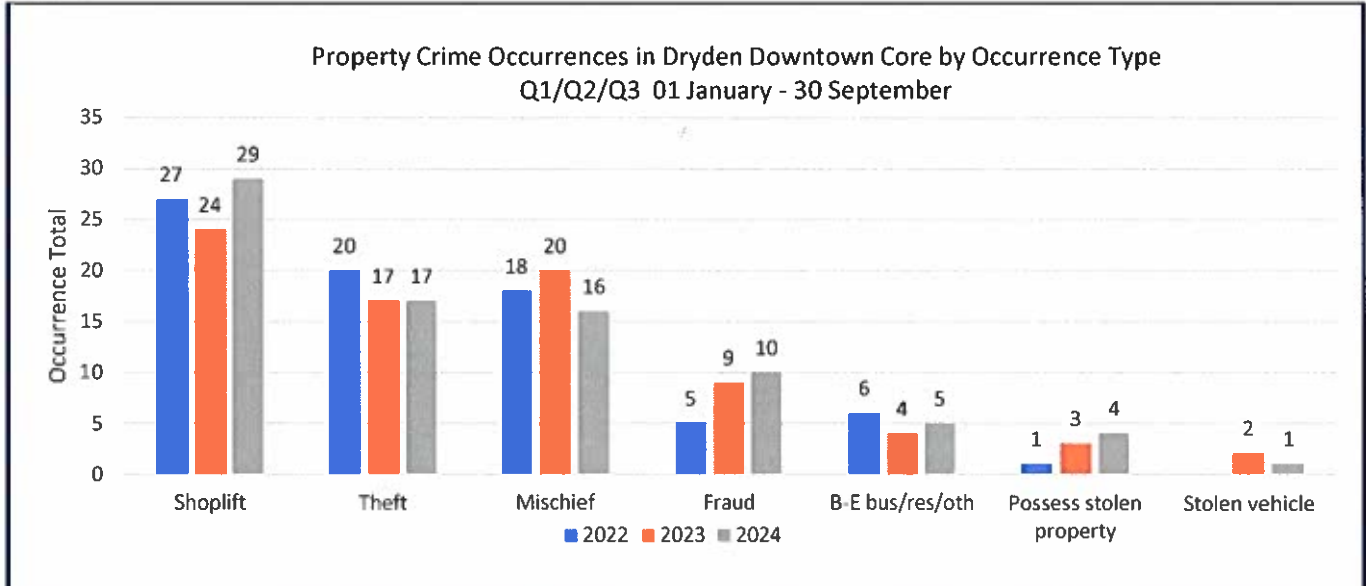
### Protected A

#### Low Sensitivity

Routine Information requiring protection. This report and the information contained therein is for the attention of any law enforcement agency and may be disseminated at the discretion of the recipient.

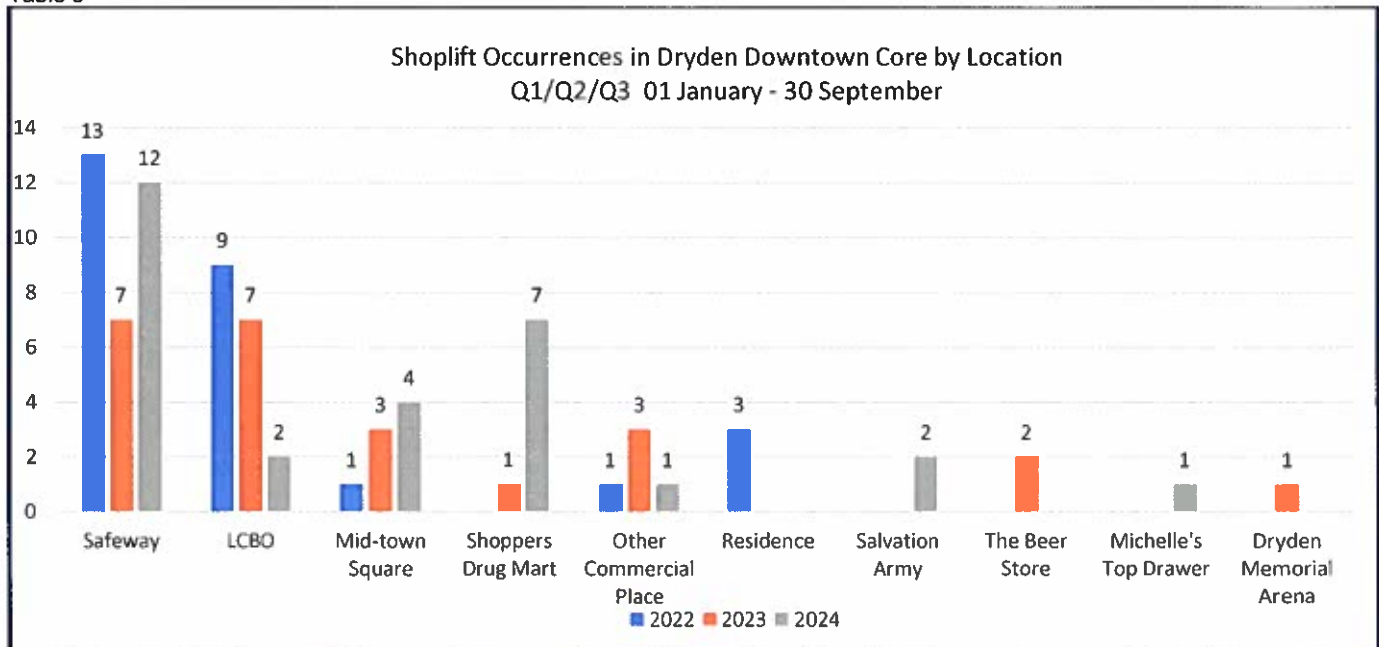
- Shoplifting was the property crime type with the most reported occurrences. There were 28 shoplifting occurrences reported in the downtown core during the first three quarters of 2024. This was followed by 17 theft and 16 mischief occurrences. Shoplifting occurrences represent 35% of the total property crimes reported during the 2024 report period, in the downtown core.

Table 4



- Canada Safeway continues to be the location with the most reported shoplifting occurrences. There were 12 reported occurrences at Safeway in the first three quarters of 2024. There were 7 reported occurrences at Shoppers Drug Mart and 4 at Mid-Town Square. Other commercial place includes locations with only one reported property occurrence. Full listing available in Appendix.

Table 5





# ONTARIO PROVINCIAL POLICE

## Regional Operational Analyst Program

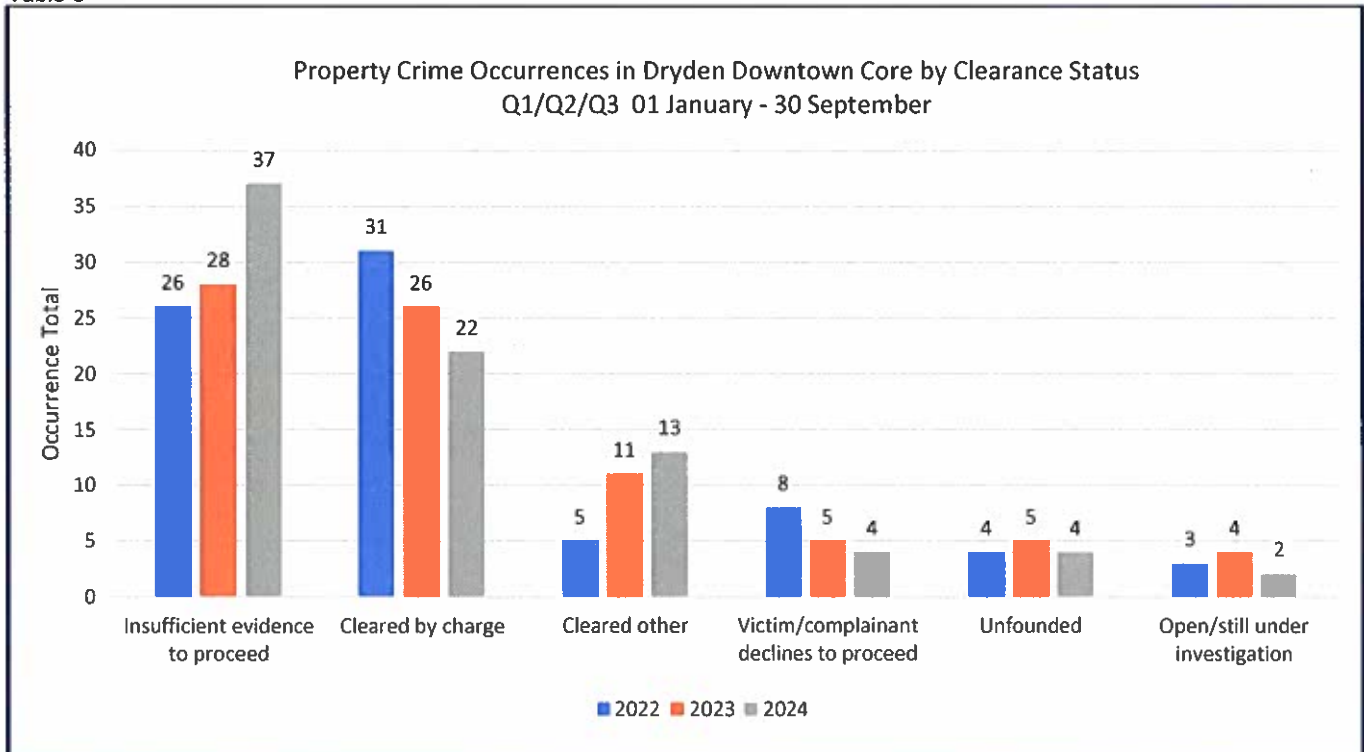
### Protected A

#### Low Sensitivity

Routine Information requiring protection. This report and the information contained therein is for the attention of any law enforcement agency and may be disseminated at the discretion of the recipient.

- Of the 82 reported property crime occurrences in the downtown core during the 2024 reporting period, 4 were unfounded, resulting in 78 occurrences included in the clearance rate for the detachment.
- 35 occurrences have a positive clearance rate, 37 were closed due to insufficient evidence to proceed, 4 victims declined to proceed, and 2 occurrences remain open/active investigations.
- Overall property crime clearance rate for this 2024 report period in the downtown core is 45%. This is up from the Q2 clearance rate of 42%.

Table 6







# ONTARIO PROVINCIAL POLICE

## Regional Operational Analyst Program

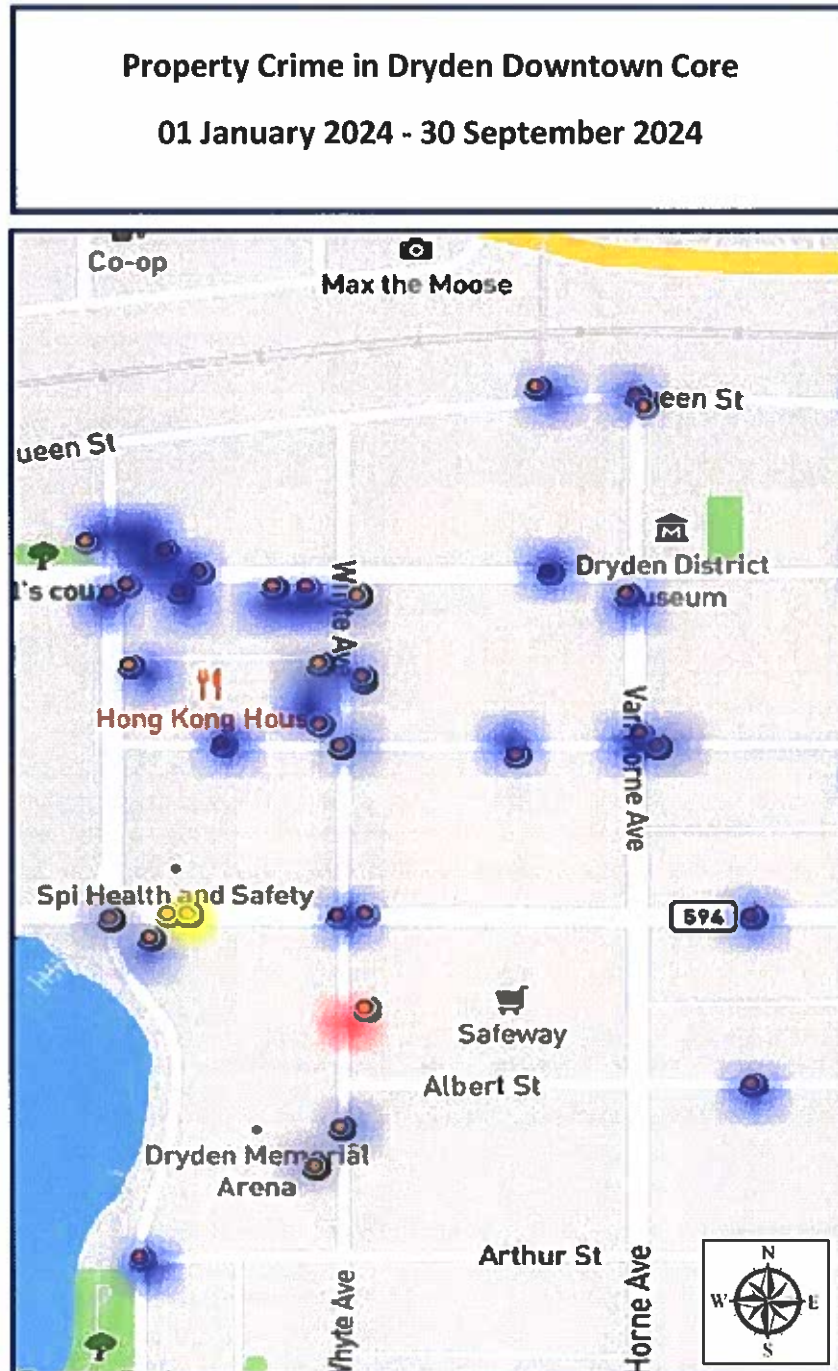
### Protected A

#### Low Sensitivity

Routine Information requiring protection. This report and the information contained therein is for the attention of any law enforcement agency and may be disseminated at the discretion of the recipient.

- The below map identifies the location of all 82 property crime occurrences reported in Dryden downtown designated area between 01 January and 30 September 2024.

Table 7







# ONTARIO PROVINCIAL POLICE

## Regional Operational Analyst Program

### Protected A

#### Low Sensitivity

Routine Information requiring protection. This report and the information contained therein is for the attention of any law enforcement agency and may be disseminated at the discretion of the recipient.

---

### Methodology

- Palantir search for property crime occurrences (UCR 21\*) for the period from 01 January 2024 - 30 September 2024. Duty Location code 2C00. Occurrences were mapped through Palantir and occurrences that did not fall within the designated downtown core area were eliminated.
- Downtown core designated area was set by Detachment Commander and determined to be between Queen Street and just above Arthur Street from Earl Avenue to Van Horne Avenue.
- Data extracted: 02 October 2024
- 82 occurrences extracted.

### Sources

- Niche/RMS
- Palantir

### Limitations

- Information from Niche/RMS is limited by the quality and completeness of the data input. The searches undertaken to identify relevant data may not have returned pertinent events depending on how and when data was entered. Occurrences without the appropriate duty location code would be excluded, as would any occurrence with missing or incorrect UCR coding or address information.

### Dissemination List

- Insp Adam ILLMAN – Detachment Commander, Dryden Detachment
- S/Sgt Mitchell DAVIS – Operations Manager, Dryden Detachment

### Appendix

- Other Commercial Place includes:
  - Bank of Montreal
  - Casually Hip
  - Dryden Coin And Jewelers
  - Dryden Native Friendship Centre
  - Dryden Regional Training Cultural Centre
  - Fire & Security Centre
  - IDA Pharmacy
  - Little Mod Nest
  - Michelle's Top Drawer
  - QSL Tackle
  - Royal Bank
  - Second Chance Treasure
  - Sew Many Things
  - TD Bank
  - The Flower Forest
  - The Pet Store
  - Vac Shop



# ONTARIO PROVINCIAL POLICE

## Regional Operational Analyst Program

Protected A  
Low Sensitivity

Routine Information requiring protection. This report and the information contained therein is for the attention of any law enforcement agency and may be disseminated at the discretion of the recipient.

### FOCUSED ANALYTICAL REPORT - Crime Analysis

#### 2024 Dryden Violent Crime

Region: North West  
Detachment: Dryden  
Approver: D/Sgt STEELE

File #: 2024-2C-ROA-0023  
Occurrence #: n/a

Author: Laurie Mallon  
Report Date: 07October2024  
Approval Date: 07October2024

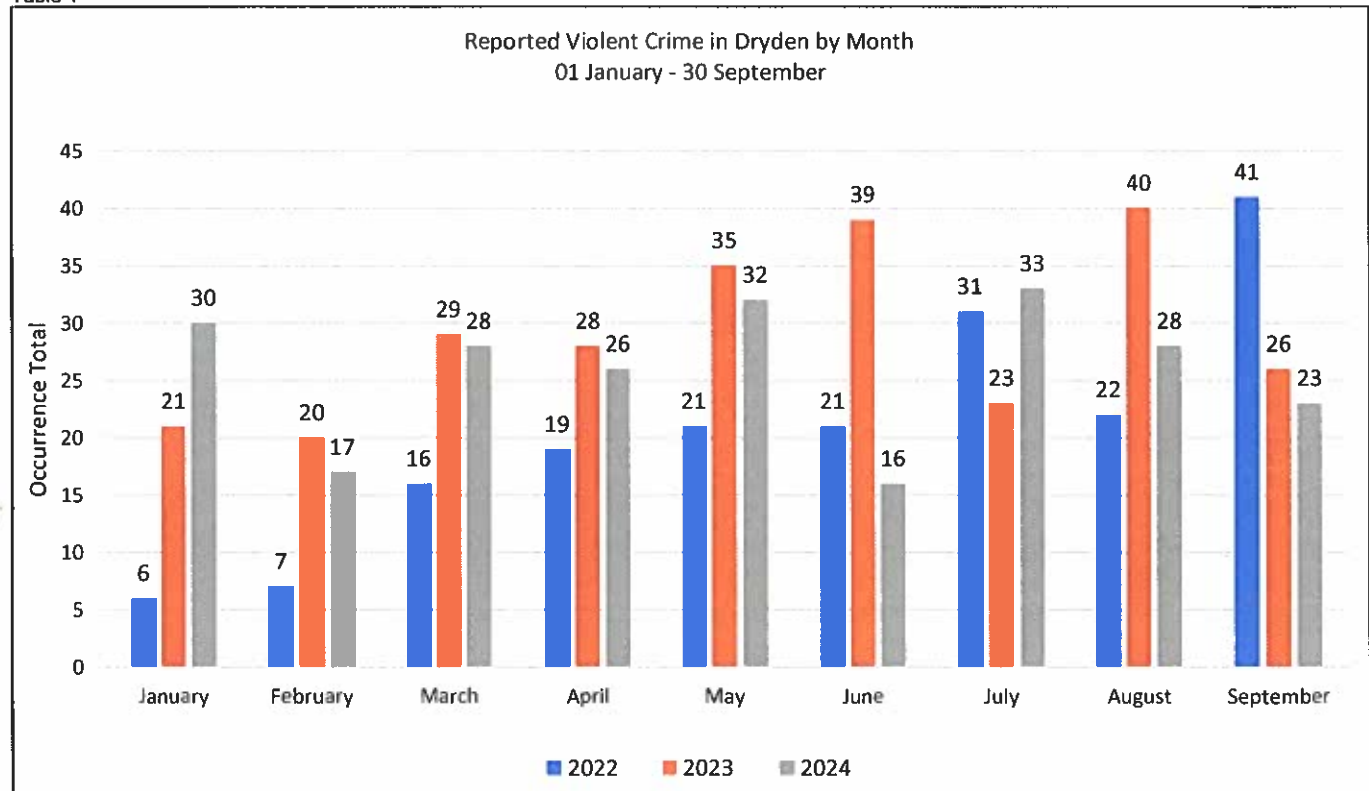
#### Overview

- Review of 2024 reported violent crimes in Dryden Municipality (2C00) for the period of 01 January – 30 September 2024. First three quarters of the year.
- Comparison to reported 2022 and 2023 violent crime occurrences.

#### Analysis

- During the determined report period, there were 233 reported violent crimes.
- Peak months with higher volumes of reported violent crimes include May and July. Previous year had high violent crime occurrences reported in June and August.
- June 2024 continues to be lowest reported violent crimes totals for the year. 16 violent crimes were reported in June 2024.
- There is an 11% decrease in total violent crimes reported for the first three quarters of 2024, over 2023 reported occurrence totals.

Table 1





# ONTARIO PROVINCIAL POLICE

## Regional Operational Analyst Program

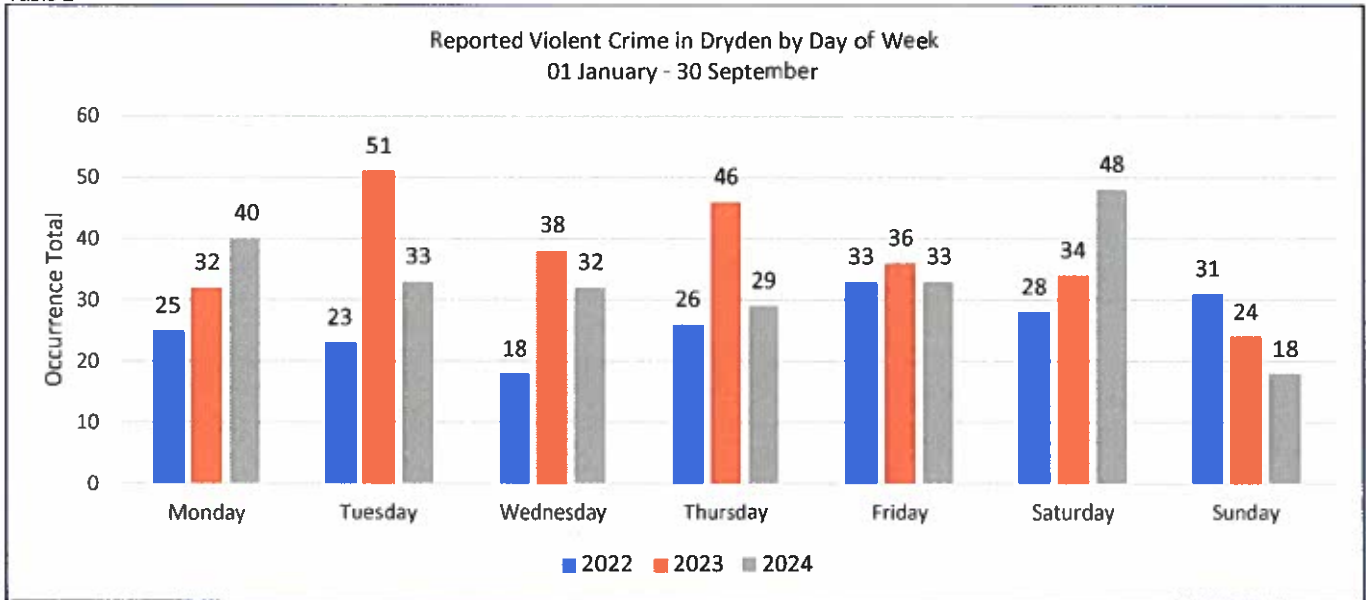
### Protected A

#### Low Sensitivity

Routine Information requiring protection. This report and the information contained therein is for the attention of any law enforcement agency and may be disseminated at the discretion of the recipient.

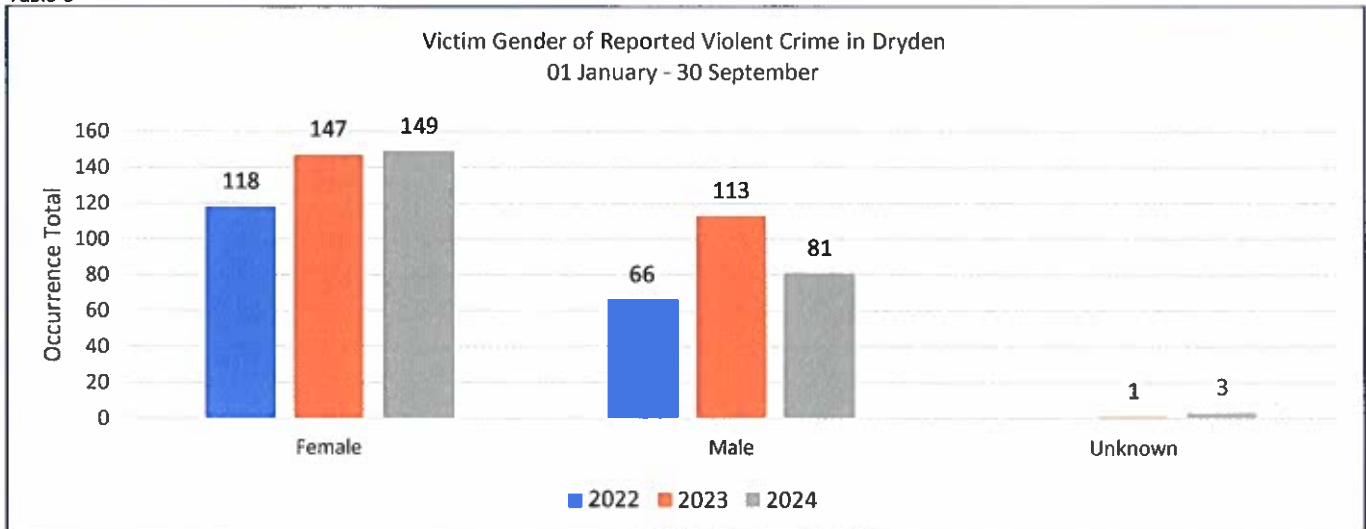
- Review of violent crimes reported during the 2024 report period indicates that Saturday and Monday had the highest number of reported violent crimes in Dryden Municipality. This is a new trend as previous reports indicated that Monday was one of the lowest reported violent crime days throughout 2022-2023.
- In 2024, the trend indicates that the lowest reported violent crime totals are occurring Sundays. Only 18 violent crimes were reported on Sundays through the first three quarters of 2024.

Table 2



- 2024 reported violent crimes in Dryden indicates that females are the victims in 64% of the occurrences.
- 149 of the 233 reported violent crimes had a female victim. 3 occurrences had an unknown victim gender.

Table 3





# ONTARIO PROVINCIAL POLICE

## Regional Operational Analyst Program

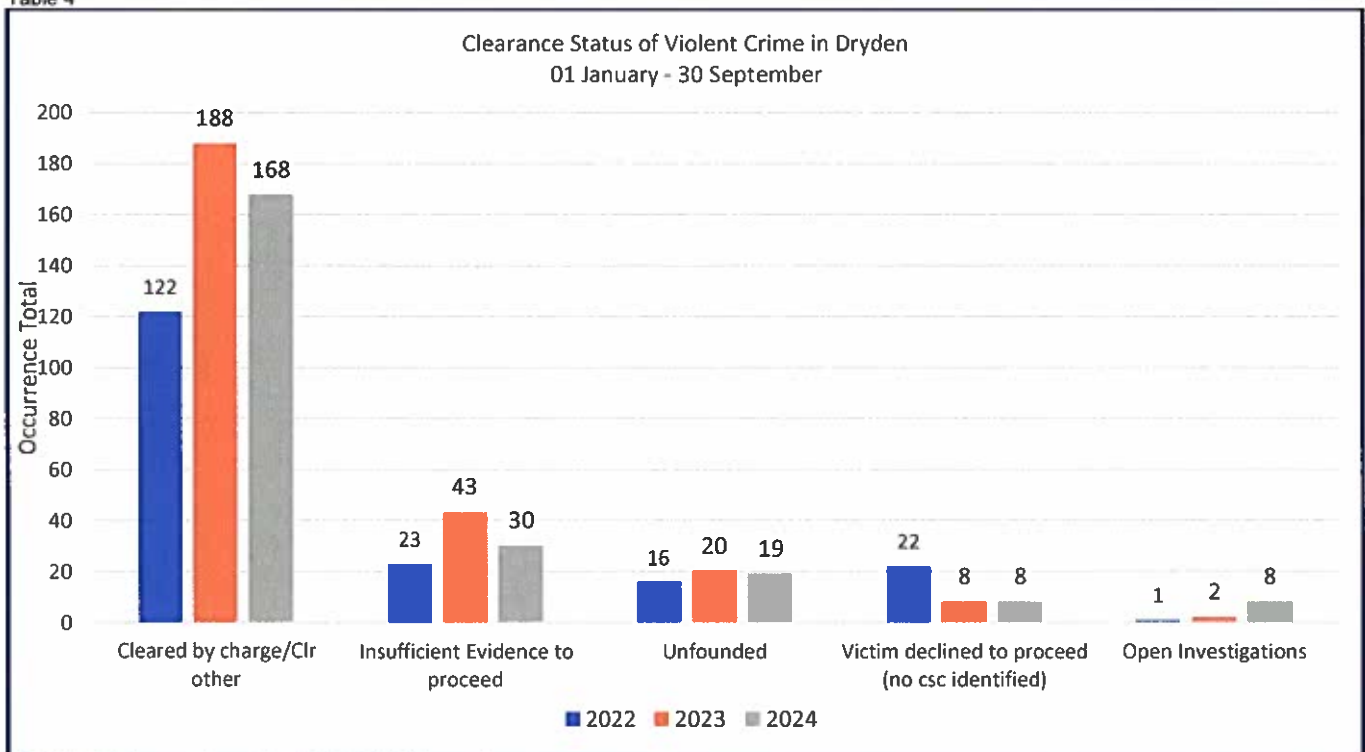
### Protected A

#### Low Sensitivity

Routine Information requiring protection. This report and the information contained therein is for the attention of any law enforcement agency and may be disseminated at the discretion of the recipient.

- Clearance rate of violent crimes in Dryden for the report period was 79%. There were 168 of 214 violent occurrences cleared positively. 19 were unfounded. This clearance rate is up from 76% in Q2.
- At the time of this report, 8 occurrences from 2024 remain open/still under investigation.
- Clearance rates have increased consistently over the past three years, up from 73% in 2022.

Table 4





# ONTARIO PROVINCIAL POLICE

## Regional Operational Analyst Program

### Protected A

#### Low Sensitivity

Routine Information requiring protection. This report and the information contained therein is for the attention of any law enforcement agency and may be disseminated at the discretion of the recipient.

- A review of the most serious violation (MSV) UCR for each occurrence indicates that Assault – level 1 was the most frequent violent crime reported in Dryden, in 2024. During the report period there were 97 reported Assault – level 1 occurrences. That represents 42% of the total reported violent crimes during the report period. This trend has continued over the past three years, with 40% of the violent crimes each year reported in Dryden being Assault – level 1.

Table 5

Most Serious Violation Code	2022 (Jan-Sept)	2023 (Jan-Sept)	2024 (Jan-Sept)
Assault - Level 1	73	117	97
Utter Threats to Person	17	30	33
Assault With Weapon or Causing Bodily Harm - Level 2	32	31	29
Sexual Assault	25	31	24
Criminal Harassment	16	15	18
Sexual Interference	6	6	7
Forcible confinement	0	2	5
Sexual Assault With a Weapon	1	0	4
Indecent/Harassing Communications	6	10	4
Non-Consensual Distribution of Intimate Images	1	2	3
Assault Peace Officer	1	1	2
Robbery - Threat of Violence	3	3	2
Aggravated Sexual Assault	0	0	1
Aggravated Assault - Level 3	1	8	1
Corrupting morals of a child	0	1	1
Invitation to Sexual Touching	0	1	1
Extortion	0	2	1
Murder 2nd Degree	2	1	0
<b>Total</b>	<b>184</b>	<b>261</b>	<b>233</b>



# ONTARIO PROVINCIAL POLICE

## Regional Operational Analyst Program

### Protected A

#### Low Sensitivity

Routine Information requiring protection. This report and the information contained therein is for the attention of any law enforcement agency and may be disseminated at the discretion of the recipient.

- The most common occurrence location for violent crimes in Dryden during the report period was Residence – apartment/condominium. 54 occurrences (23%) of the total violent crimes reported, occurred at apartments/condos.
- The second highest occurrence location was Residence – single homes, house. There were 38 reported occurrences at single homes which accounts for 16% of the total reported violent crimes during the report period.
- These two locations have the highest number of reported violent crimes in Dryden for the past three years.

Table 6

Occurrence Location Type	2022	2023	2024
Residence - apartment/condominium	36	49	54
Residence - single home, house	63	64	38
Hotel units/motel rooms	13	18	22
Streets, roads, highways	12	19	18
Residence - trailer/mobile home	13	16	15
Police station	4	9	10
Schools during supervised hours	2	15	8
Residence - townhouse	2	10	8
Parking lots	5	5	8
Restaurant	2	10	8
Store	4	9	7
Unknown	6	8	7
Park	0	4	5
Residence - community group home	2	1	3
Gas station	3	0	3
Open areas	1	2	3
Residence - nursing home	0	2	2
Arena/stadium/sports complex (indoor)	3	2	1
Pedestrian overpass	0	2	1
Bank/financial institution	0	0	1
Homeless shelter/mission	0	1	1
Other location	12	15	10
<b>Total</b>	<b>183</b>	<b>261</b>	<b>233</b>



# ONTARIO PROVINCIAL POLICE

## Regional Operational Analyst Program

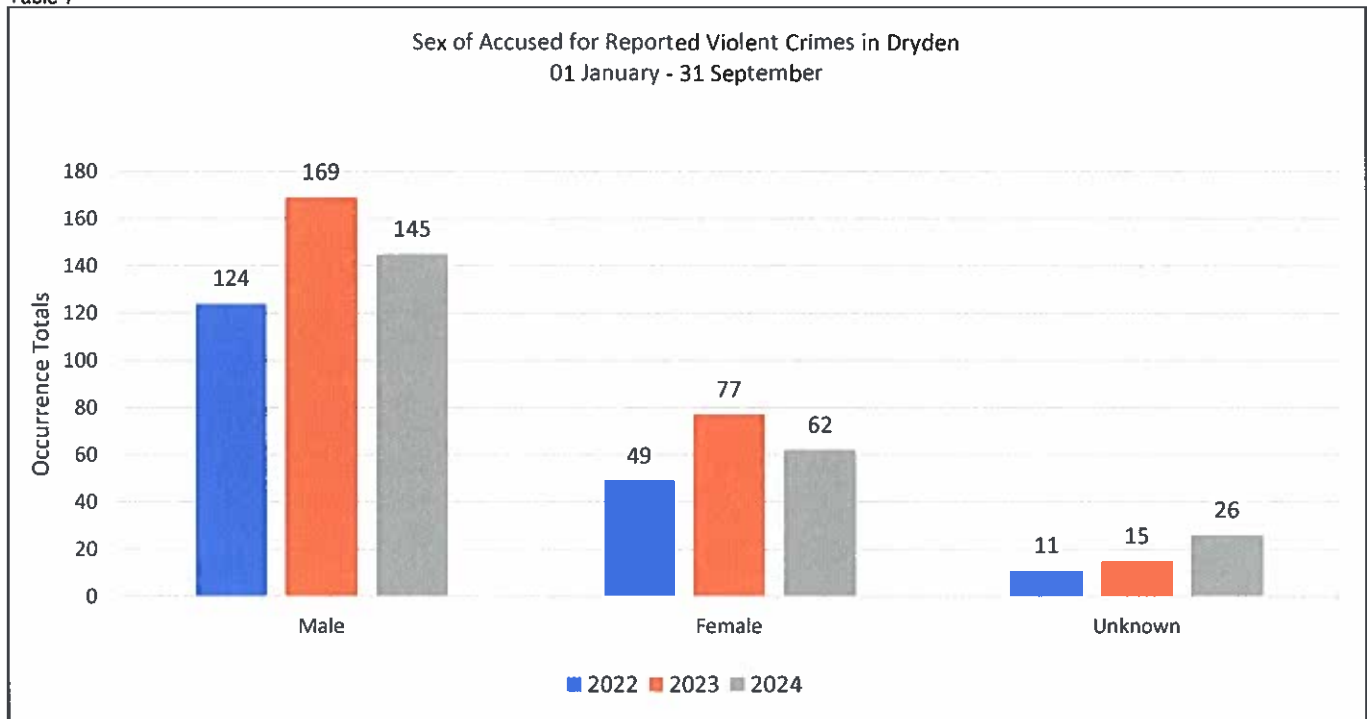
### Protected A

#### Low Sensitivity

Routine Information requiring protection. This report and the information contained therein is for the attention of any law enforcement agency and may be disseminated at the discretion of the recipient.

- Male accused out-numbered female accused in the reported violent crimes in which an accused was known. In the first three quarters of 2024, males were the accused in 145 (62%) of the reported violent crime occurrences.
- In 2024, the accused was unknown in 26 reported violent crime occurrences.

Table 7







# ONTARIO PROVINCIAL POLICE

## Regional Operational Analyst Program

### Protected A

#### Low Sensitivity

Routine Information requiring protection. This report and the information contained therein is for the attention of any law enforcement agency and may be disseminated at the discretion of the recipient.

---

### Limitations

- Information from Niche/RMS is limited by the quality and completeness of the data input. The searches undertaken to identify relevant data may not have returned all pertinent events depending on how and when the data was entered. Incorrect duty location, area, UCR code or occurrence address would result in occurrences not being included in the extract.
- Data was gathered from Niche/RMS for Dryden Detachment (2C00), Area 2002, UCR Code 1\* (violent crime)
- Data analyzed includes the period between 01 January – 30 September 2024.
- Heat maps were generated by importing occurrence information (XY coordinates) into the Palantir platform.

### Methodology

- Niche/RMS Saved Search – EX\_064 Multiple UCR Codes
- Parameters:
  - UCR Code(s): 1\*
  - Reported Time: 2024/01/01-2024/09/30.
  - Duty Location: 2C00
- Data was standardized to remove any occurrences that fell outside of Area 2002
  - 362 occurrences exported.
  - 67 removed that were not in Area 2002.
  - 62 occurrences removed that were duplicate entries.
  - 233 occurrences for analysis.

### Sources

- Niche / RMS

### Dissemination List

- Insp. Adam ILLMAN – Detachment Commander
- S/Sgt Mitchell DAVIS – Operations Manager



# ONTARIO PROVINCIAL POLICE

## Regional Operational Analyst Program

### Protected A

#### Low Sensitivity

Routine Information requiring protection. This report and the information contained therein is for the attention of any law enforcement agency and may be disseminated at the discretion of the recipient.

### Appendix

- Heat map of 2024 Dryden violent crime occurrences.
- Blue indicates a single occurrence, yellow indicates 3-5 occurrences, orange indicates 6-10 occurrences and red areas indicate multiple (11-20) violent occurrences reported for that location.

Dryden Violent Crime Occurrences (01 January 24 – 30 September 24)

