
CITY OF DRYDEN

Police Services Board Detachment Commander's Report



July - September
2025 Third Quarter Report

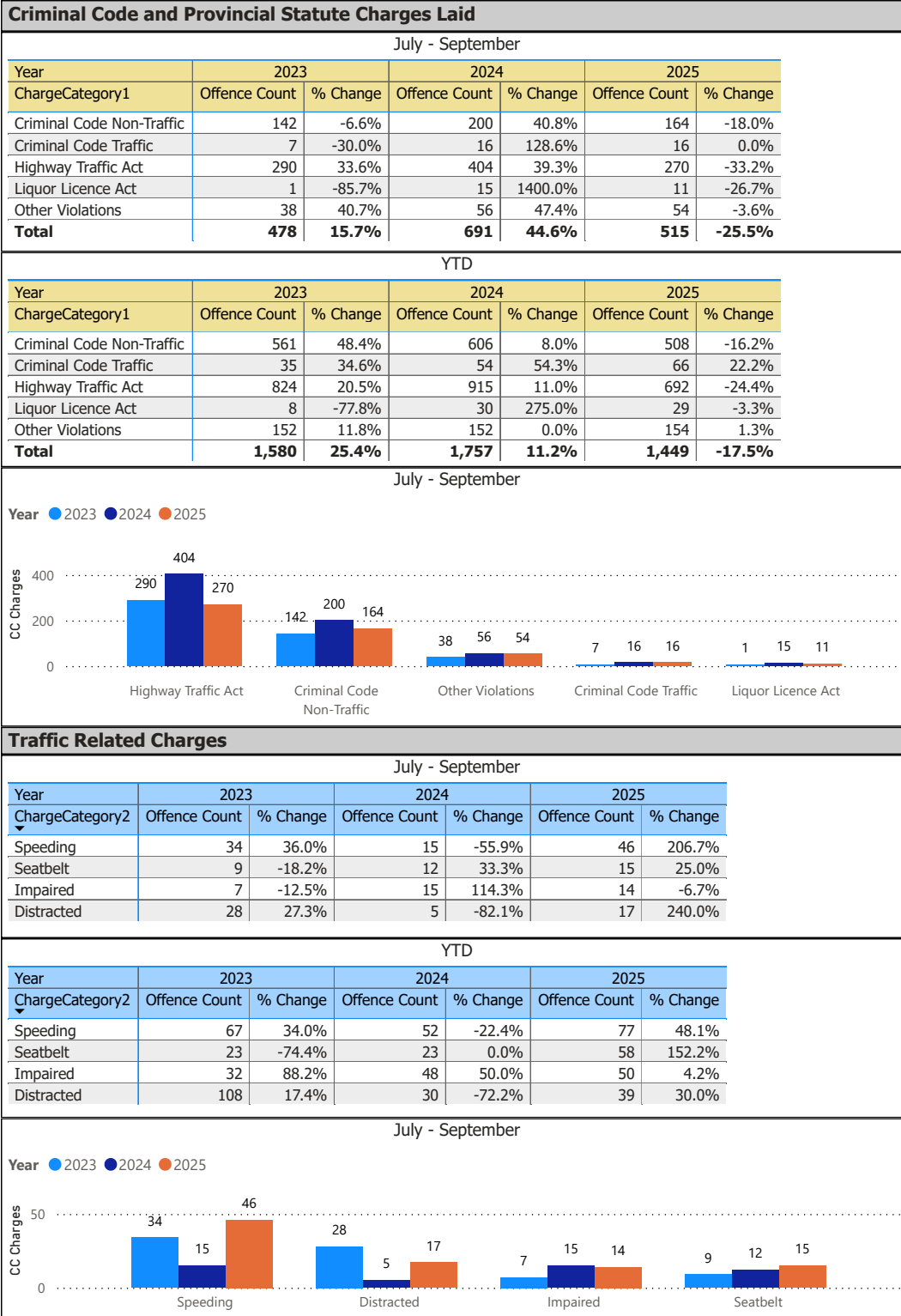
***Forging strong and effective partnerships with
our communities***

Presented: December 1, 2025

*Acting Inspector Matt LEBLANC
Staff Sergeant Mitchell DAVIS*



OPP Detachment Board Report
Records Management System
July - September 2025



Detachment: 2C - DRYDEN

Location code(s): 2C00 - DRYDEN

Area(s): 2002 - City of Dryden

Data source date:

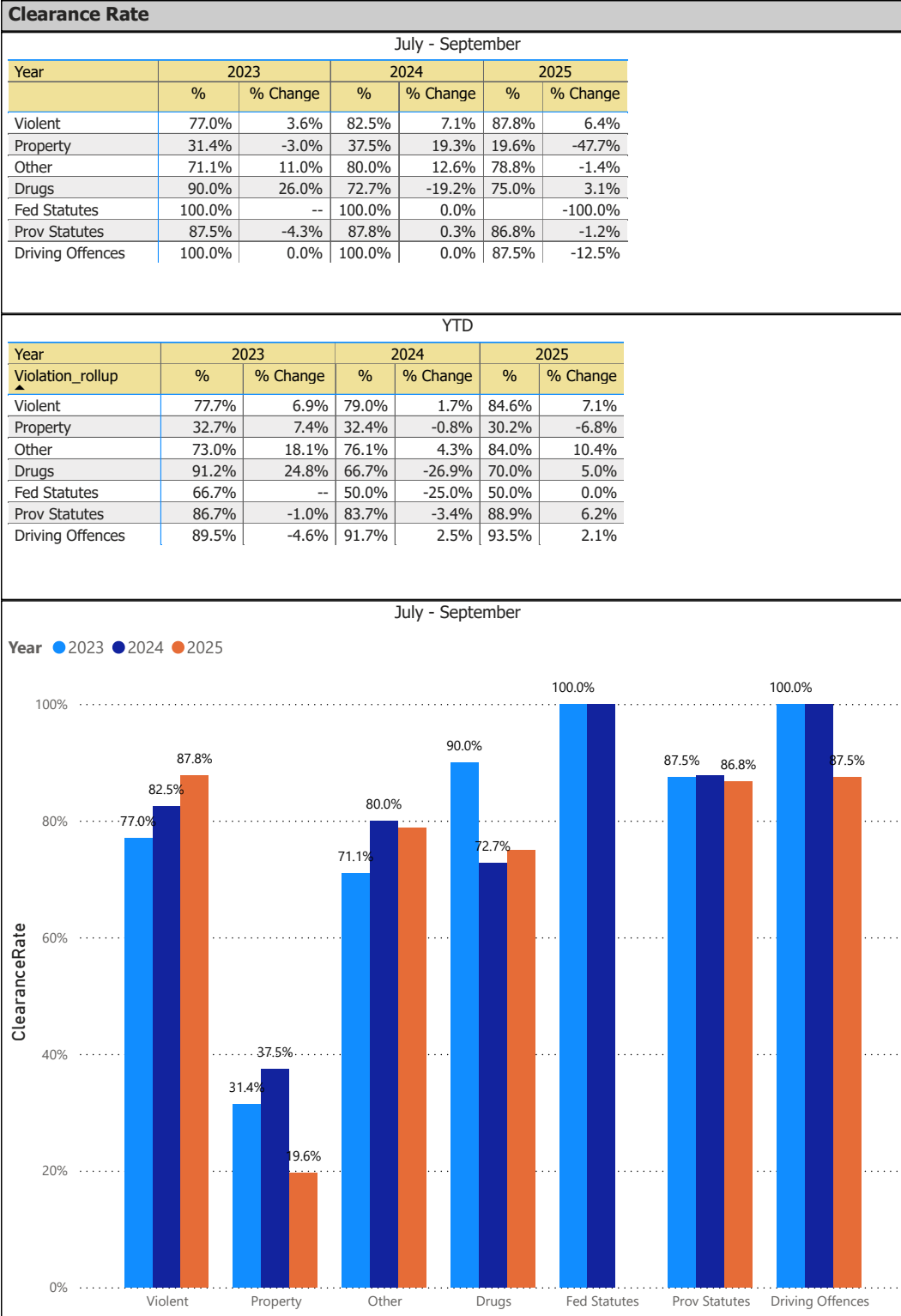
15-Oct-25

Report Generated on:

15-Oct-2025 10:18:41 AM



OPP Detachment Board Report
Records Management System
July - September 2025



Detachment: 2C - DRYDEN

Location code(s): 2C00 - DRYDEN

Area(s): 2002 - City of Dryden

Data source date:

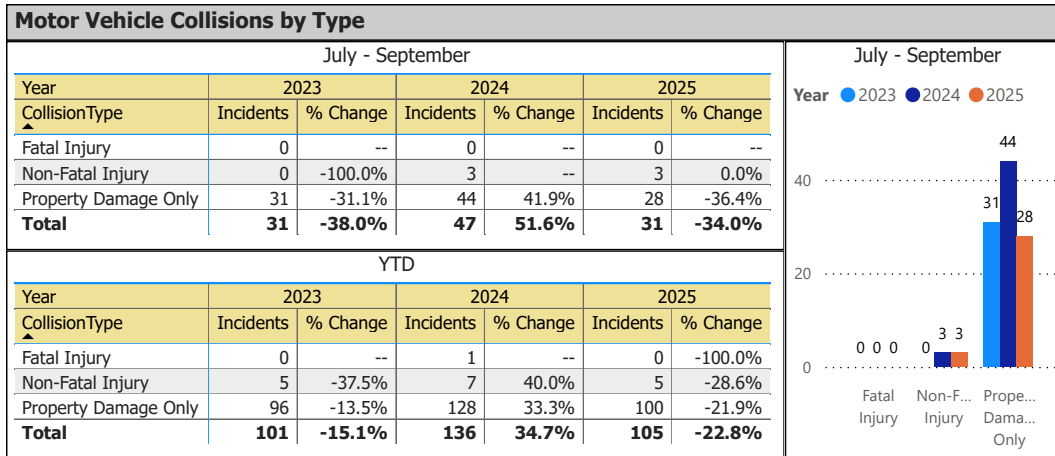
15-Oct-2025

Report Generated on:

15-Oct-2025 10:18:41 AM



OPP Detachment Board Report
Collision Reporting System
July - September 2025



Data source (Collision Reporting System) date:
15-Oct-2025

Detachment: 2C - DRYDEN

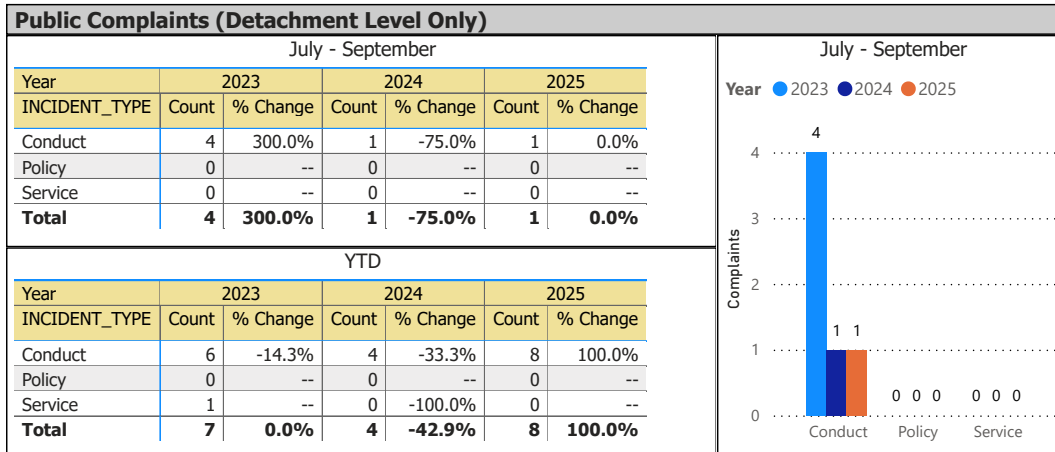
Location code(s): 2C00 - DRYDEN

Area(s): 2002 - City of Dryden
Data source date:
15-Oct-2025

Report Generated on:
15-Oct-2025 10:18:41 AM



OPP Detachment Board Report Records Management System July - September 2025



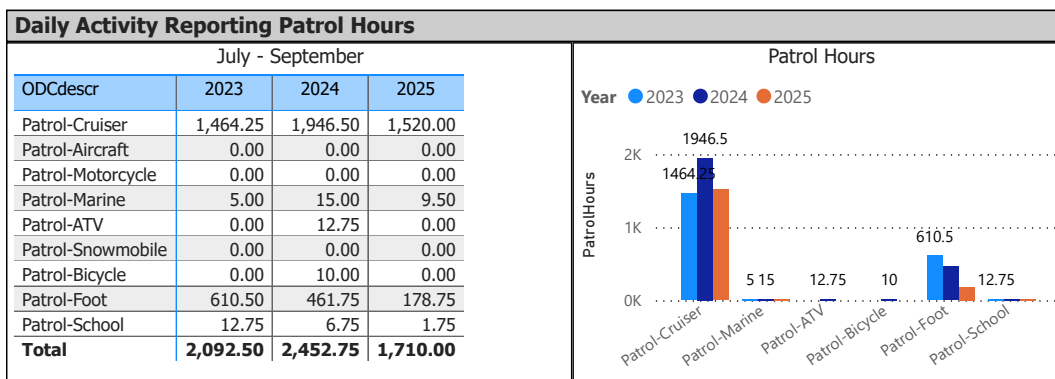
Data source: RMS Data Feed

Ontario Provincial Police, Professional Standards Bureau Commander Reports - File Manager System

Data source date:

15-Oct-2025

Daily Activity Reporting



Data source (Daily Activity Reporting System) date:

15-Oct-2025

Detachment: 2C - DRYDEN

Location code(s): 2C00 - DRYDEN

Data source date:

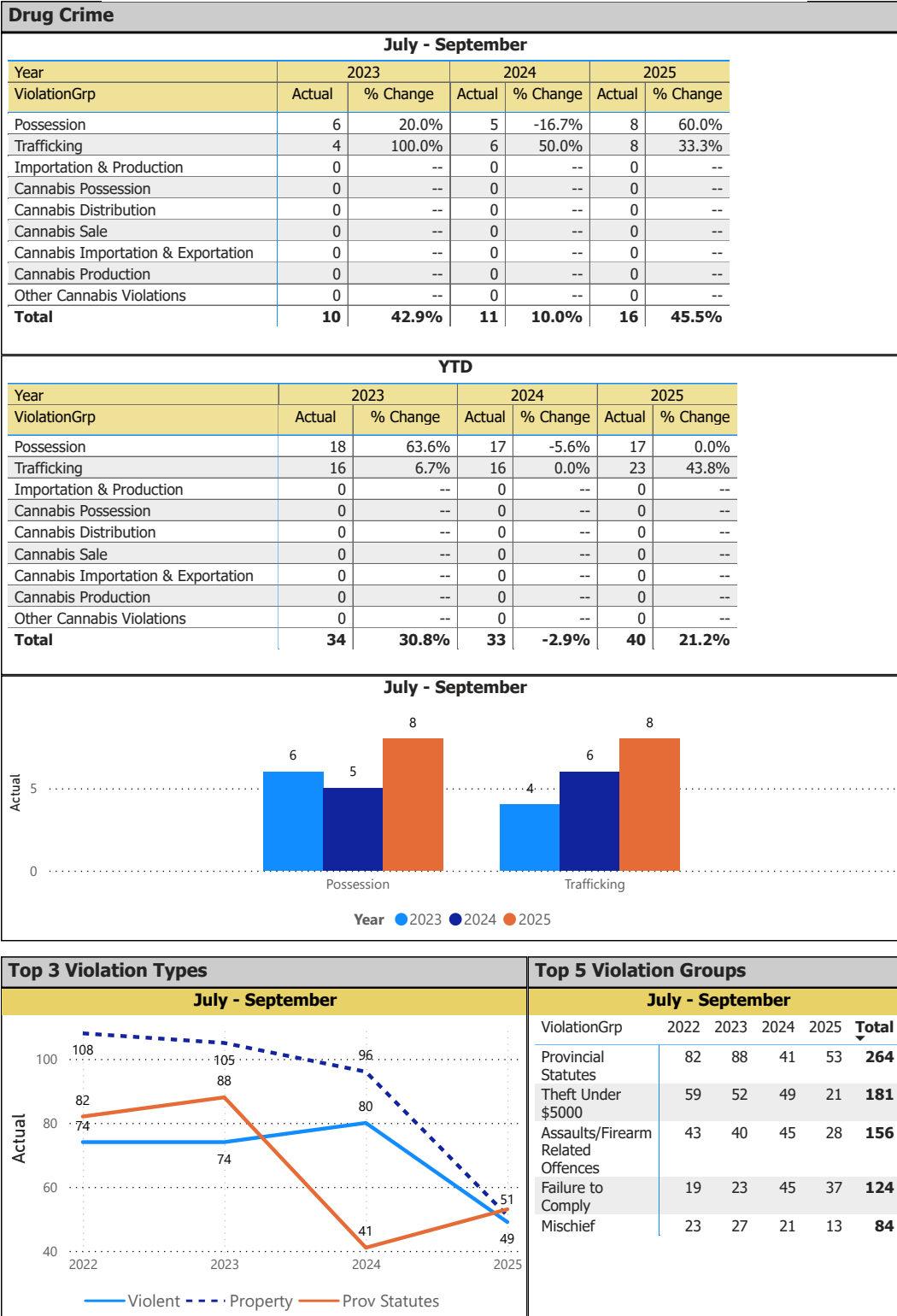
15-Oct-2025

Report Generated on:

15-Oct-2025 10:18:41 AM



OPP Detachment Board Report
Records Management System
July - September 2025



Detachment: 2C - DRYDEN

Location code(s): 2C00 - DRYDEN

Area(s): 2002 - City of Dryden

Data source date:

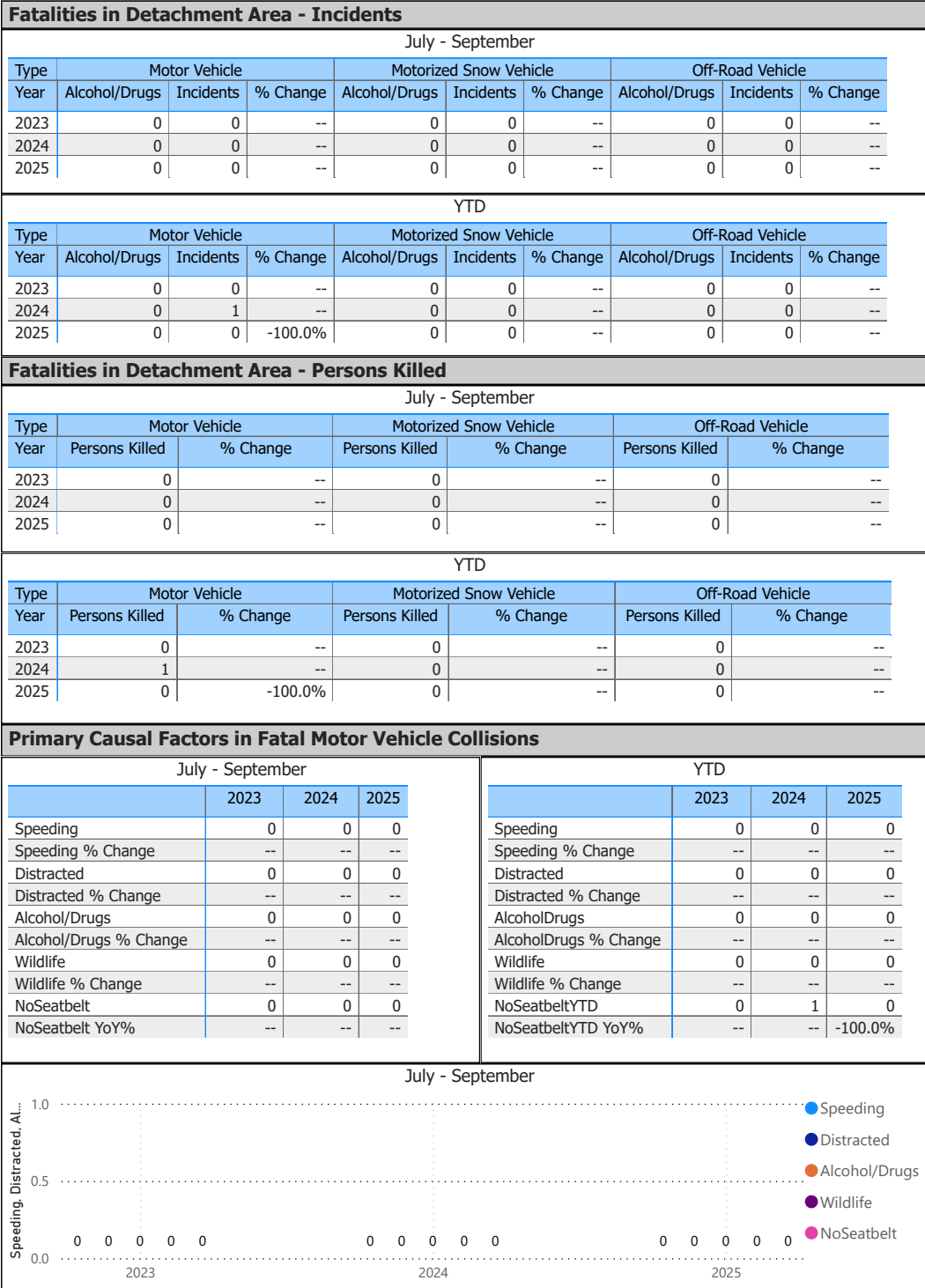
15-Oct-2025

Report Generated on:

15-Oct-2025 10:18:41 AM



OPP Detachment Board Report
Collision Reporting System
July - September 2025



Data source (Collision Reporting System) date:
15-Oct-2025

Detachment: 2C - DRYDEN

Location code(s): 2C00 - DRYDEN

Area(s): 2002 - City of Dryden
Data source date:
15-Oct-2025

Report Generated on:
15-Oct-2025 10:18:41 AM



OPP Detachment Board Report Records Management System July - September 2025

Mental Health Act Occurrences		
July - September		
Year	Occurrences	Unfounded
2023	106	0
2024	112	2
2025	112	0

YTD		
Year	Occurrences	Unfounded
2023	335	1
2024	318	3
2025	359	2

Mental Health Act Occurrences by Occurrence Type		
July - September		
Year	2025	
OccurrenceType	Occurrences	Unfounded
Ambulance Assistance	1	0
Attempt or threat of suicide	18	0
Bail violations	2	0
Breach of probation	1	0
Cyber Enabled Crime - Cyberbullying/Harassment/Stalking	1	0
Drug offences	1	0
Intimate Partner Violence	1	0
Liquor Licence Control Act	1	0
Mental health act	82	0
Person Well-Being Check	1	0
Suspicious person	1	0
Unwanted person	2	0
Total	112	0

Detachment: 2C - DRYDEN

Location code(s): 2C00 - DRYDEN

Area(s): 2002 - City of Dryden

Data source date:

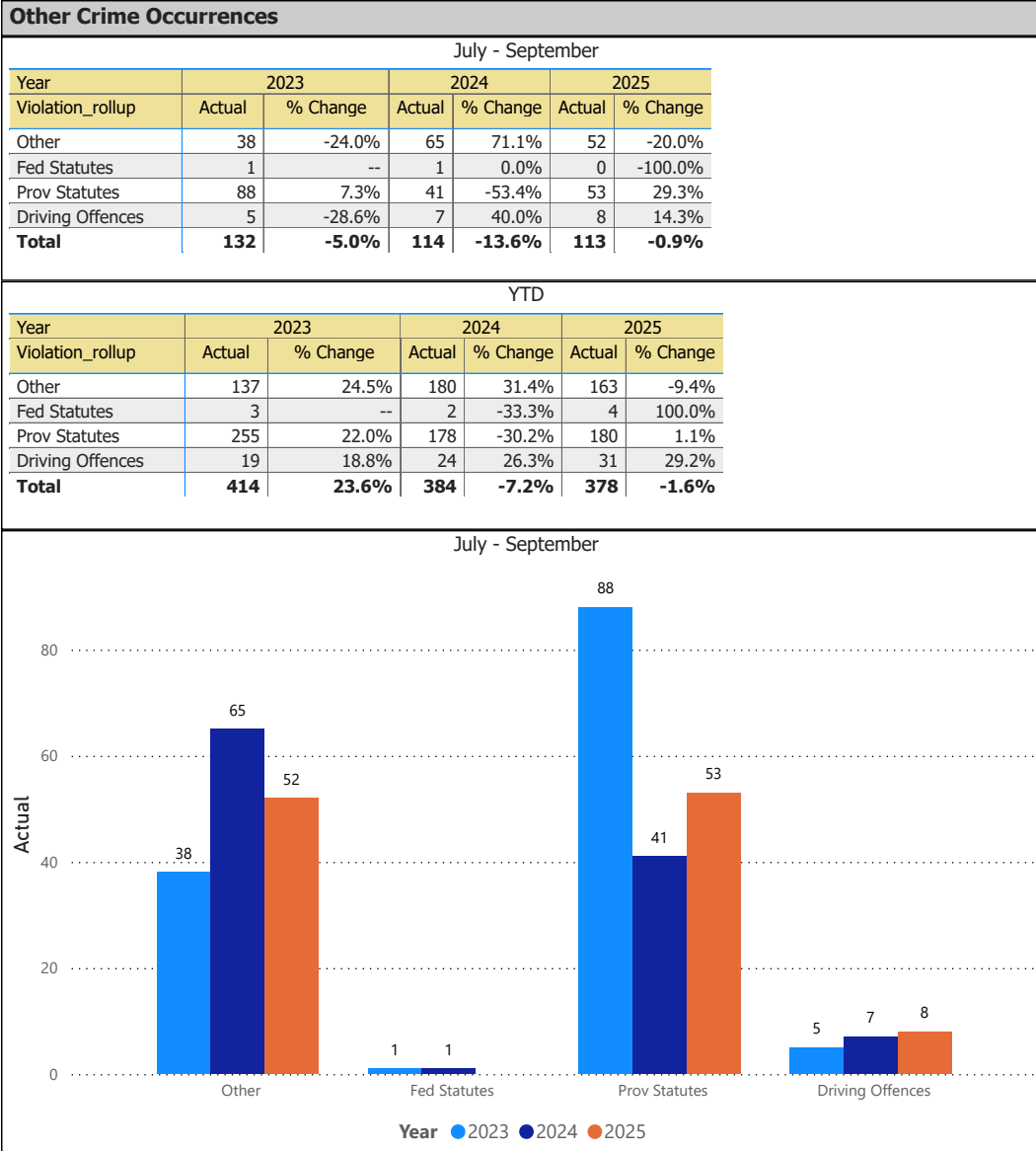
15-Oct-2025

Report Generated on:

15-Oct-2025 10:18:41 AM



OPP Detachment Board Report
Records Management System
July - September 2025



Detachment: 2C - DRYDEN

Location code(s): 2C00 - DRYDEN

Area(s): 2002 - City of Dryden

Data source date:

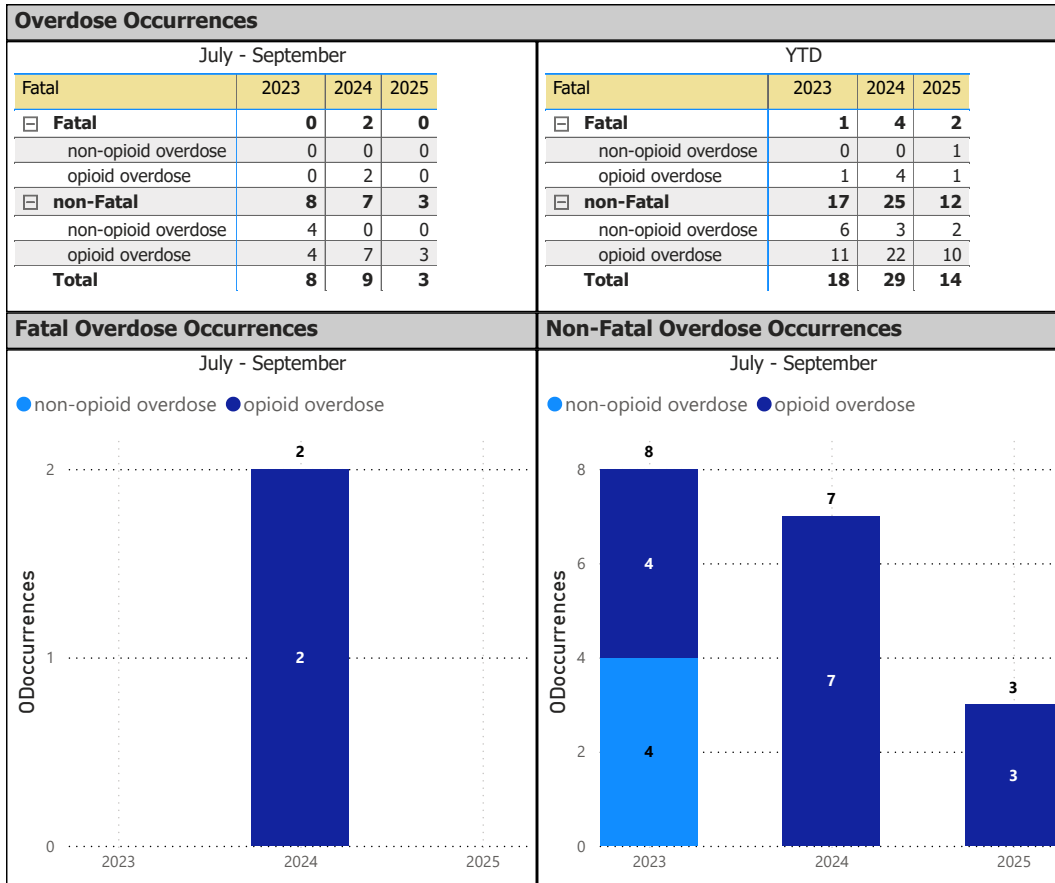
15-Oct-2025

Report Generated on:

15-Oct-2025 10:18:41 AM



OPP Detachment Board Report
Records Management System
July - September 2025



Detachment: 2C - DRYDEN

Location code(s): 2C00 - DRYDEN

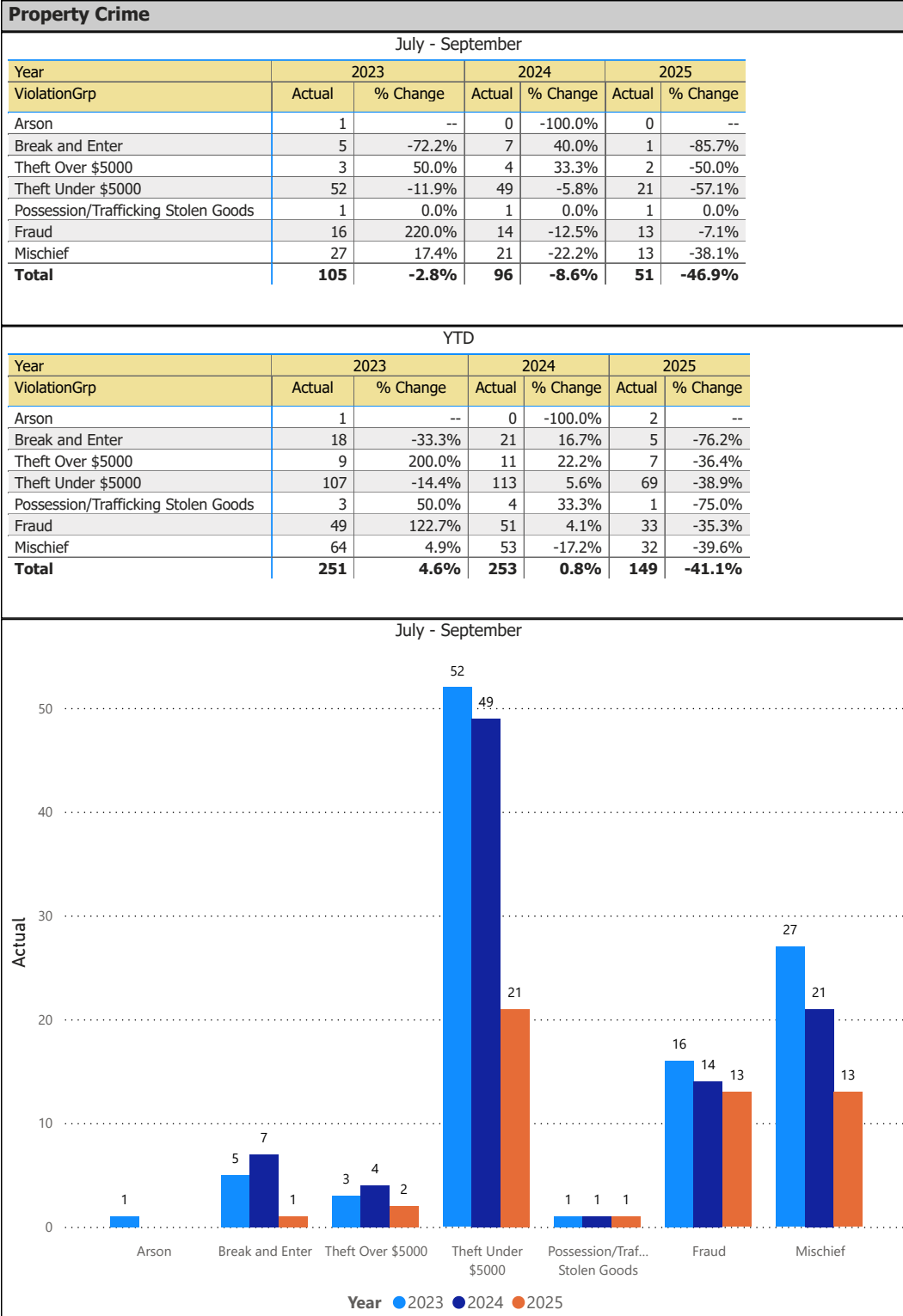
Area(s): 2002 - City of Dryden

Data source date:
15-Oct-2025

Report Generated on:
15-Oct-2025 10:18:41 AM



OPP Detachment Board Report
Records Management System
July - September 2025



Detachment: 2C - DRYDEN

Location code(s): 2C00 - DRYDEN

Area(s): 2002 - City of Dryden

Data source date:

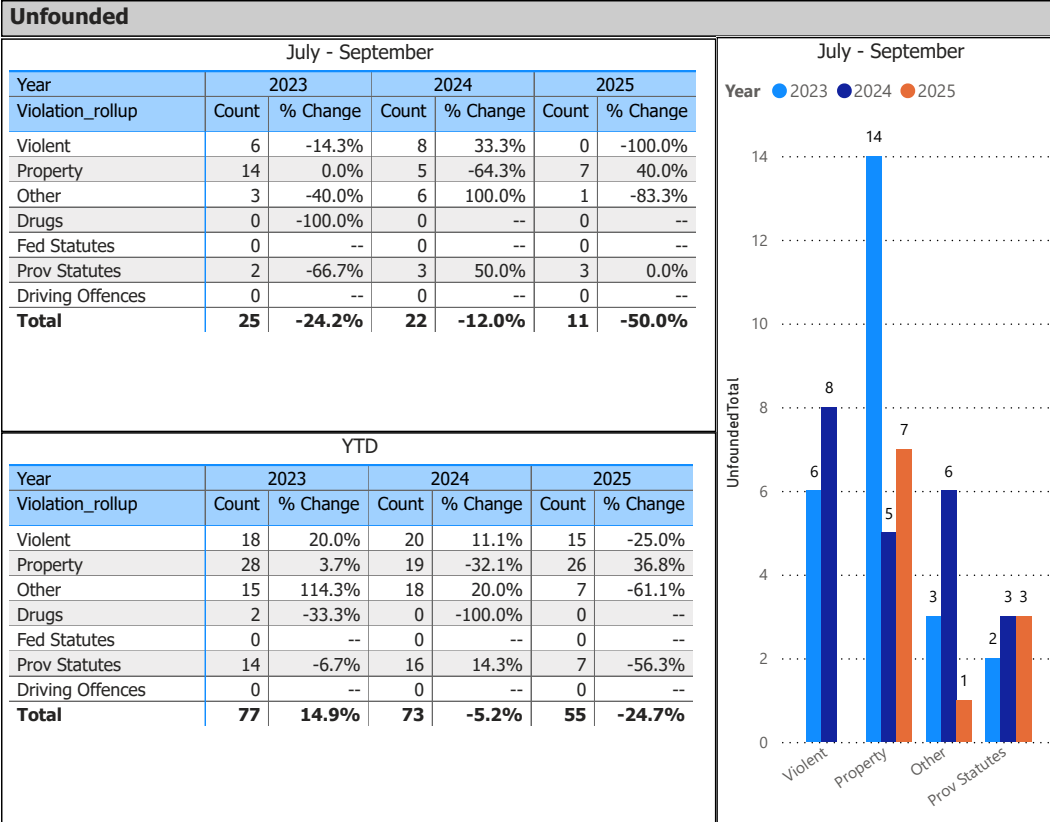
15-Oct-2025

Report Generated on:

15-Oct-2025 10:18:41 AM



OPP Detachment Board Report
Records Management System
July - September 2025



Detachment: 2C - DRYDEN

Location code(s): 2C00 - DRYDEN

Area(s): 2002 - City of Dryden

Data source date:

15-Oct-2025

Report Generated on:

15-Oct-2025 10:18:41 AM

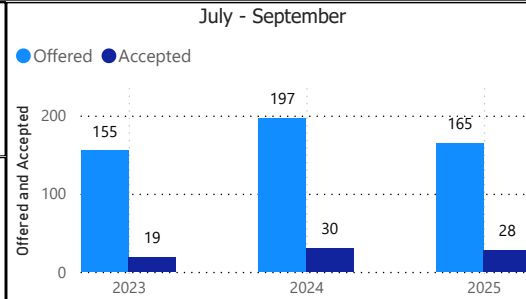


OPP Detachment Board Report Records Management System July - September 2025

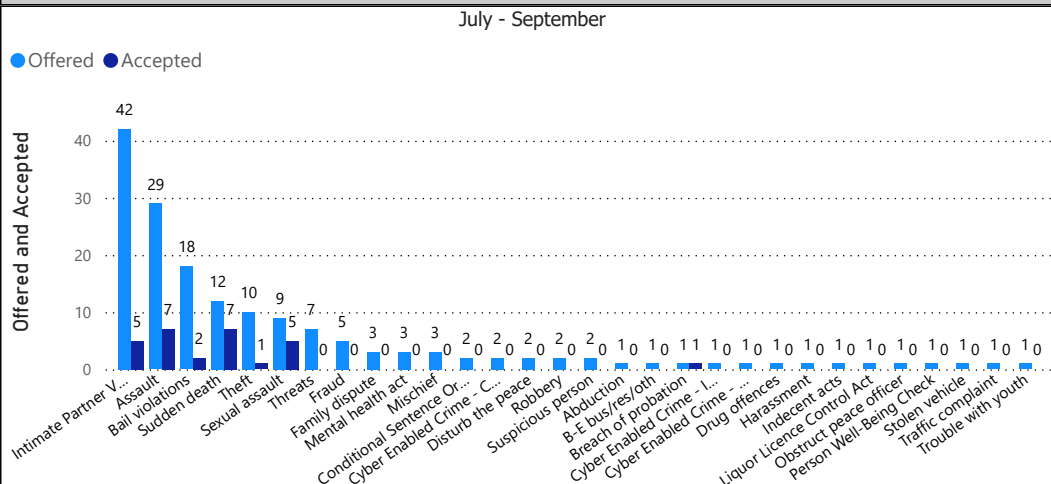
Referrals to Victim Service Agencies by Year

July - September			
Year	Offered	Accepted	% Accepted
2023	155	19	12.2%
2024	197	30	15.2%
2025	165	28	16.8%

YTD			
Year	Offered	Accepted	% Accepted
2023	436	61	13.7%
2024	570	90	15.6%
2025	530	98	18.4%



Referrals to Victim Service Agencies by Occurrence Type



Referrals Accepted (%) by Age Group

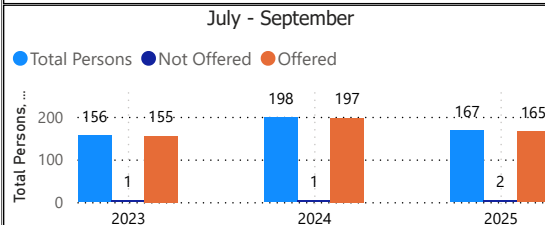
July - September			
PersonAgeRange	2023	2024	2025
	2.1%		
11 - 16	100.0%	33.3%	14.3%
17 - 25	100.0%	13.5%	18.5%
26 - 45	100.0%	14.0%	17.8%
46 - 65	100.0%	12.2%	11.6%
6 - 10		50.0%	
Over 65		9.1%	36.4%
Under 6		40.0%	0.0%

YTD			
PersonAgeRange	2023	2024	2025
	2.1%	2.7%	
11 - 16	91.7%	25.9%	30.8%
17 - 25	100.0%	27.4%	23.5%
26 - 45	93.8%	18.3%	17.0%
46 - 65	100.0%	24.1%	13.3%
6 - 10		20.0%	0.0%
Over 65	100.0%	15.0%	26.3%
Under 6		17.6%	13.6%

Referrals Not Offered

July - September			
ServicesNotOfferedReason	2023	2024	2025
	0	0	0
	0	0	0
Victim deceased or unable to respond	1	1	1
Victim resides outside Ontario	0	0	1

YTD			
ServicesNotOfferedReason	2023	2024	2025
	0	0	0
	0	0	0
Victim deceased or unable to respond	7	8	2
Victim resides outside Ontario	1	0	1



Detachment: 2C - DRYDEN

Location code(s): 2C00 - DRYDEN

Area(s): 2002 - City of Dryden

Data source date:

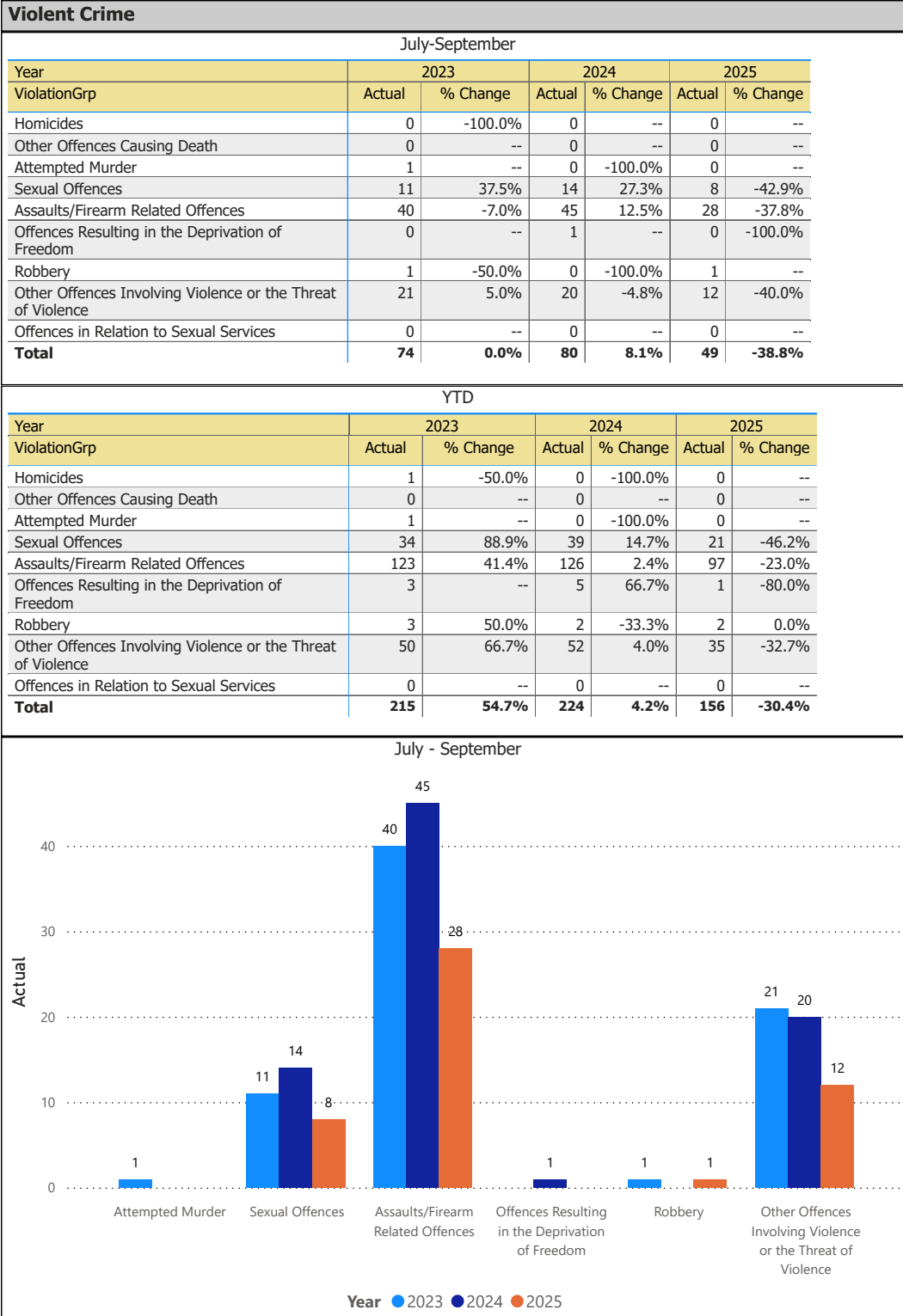
15-Oct-2025

Report Generated on:

15-Oct-2025 10:18:41 AM



OPP Detachment Board Report
Records Management System
July - September 2025



Detachment: 2C - DRYDEN

Location code(s): 2C00 - DRYDEN

Area(s): 2002 - City of Dryden

Data source date:

15-Oct-2025

Report Generated on:

15-Oct-2025 10:18:41 AM



OPP Detachment Board Report
Records Management System
July - September 2025

eTicketing Warnings

July - September

Year	2024		2025	
Type	Total	% Change	Total	% Change
Warning	147	21.5%	87	-40.8%

YTD

Year	2024		2025	
Type	Total	% Change	Total	% Change
Warning	349	-19.0%	362	3.7%

July - September

Type ● Warning



Note: The eTicketing system was not fully implemented until the end of 2022, therefore data is only available beginning in 2023. % Change in 2023 may appear higher in this report due to the incomplete 2022 data.

Detachment: 2C - DRYDEN

Location code(s): 2C00 - DRYDEN

Area(s): 2002 - City of Dryden

Data source date:

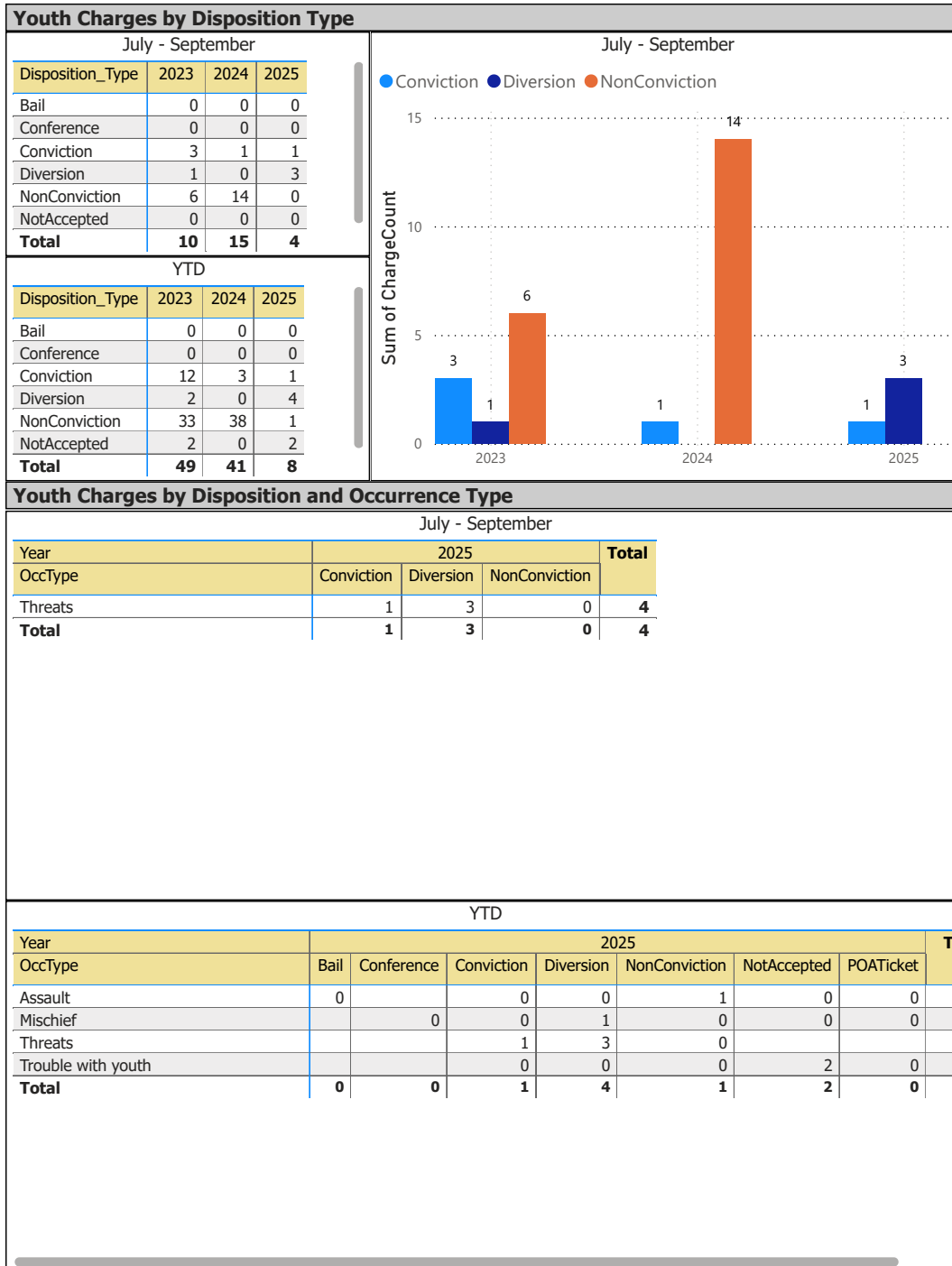
15-Oct-25

Report Generated on:

15-Oct-2025 10:19:09 AM



OPP Detachment Board Report
Records Management System
July - September 2025



The tables and chart on this page present summarized youth charges by disposition and occurrence type that have been recorded in the OPP Niche RMS application. Of note... the Niche data sourced for this report page only lists youth charges that have had a disposition type entered against them. Therefore, please be aware that the counts of youth charges entries on this report page are under stating the potential sum of youth charges that are in OPP Niche RMS.

Detachment: 2C - DRYDEN

Location code(s): 2C00 - DRYDEN

Area(s): 2002 - City of Dryden

Data source date:

15-Oct-2025

Report Generated on:

15-Oct-2025 10:20:30 AM

Calls For Service (CFS) Billing Summary Report

KENORA Dist. - Dryden C

Max Date Loaded Oct 15, 2025

Billing Category	2025				2024			
	July to September	Year to Date	Time Std	YTD Weighted Hrs	July to September	Year to Date	Time Std	YTD Weighted Hrs
<i>(Billing categories below do not match traditional crime groupings)</i>								
Violent Criminal Code	51	176	14.80	2,604.80	88	262	14.80	3,877.60
Property Crime Violations	61	187	6.20	1,159.40	104	297	6.20	1,841.40
Other Criminal Code Violations (Excluding traffic)	54	175	7.10	1,242.50	69	219	7.10	1,554.90
Drug Possession	13	32	5.90	188.80	12	41	5.90	241.90
Drugs	8	23	88.10	2,026.30	6	18	88.10	1,585.80
Operational	416	1163	3.90	4,535.70	603	1919	3.90	7,484.10
Operational2	99	320	1.70	544.00	132	415	1.70	705.50
Statutes & Acts	136	412	3.50	1,442.00	163	488	3.50	1,708.00
Traffic	56	166	3.80	630.80	62	179	3.80	680.20
Total	894	2654		14,374.30	1239	3838		19,679.40

Note to Detachment Commanders:

- The content of each report is to be shared by the Detachment Commander only with the municipality for which it was generated. The municipality may treat this as a public document and distribute it as they wish.
- All data is sourced from the Niche RMS application. Included are 'reported' occurrences (actuals and unfounded occurrences) for 'billable' occurrences ONLY. Data is refreshed on a weekly basis.
- The Traffic category includes motor vehicle collision (MVC) occurrences entered into Niche (UCR code 8521). MVCs are NOT sourced from the eCRS application for this report.
- Only the primary violation is counted within an occurrence.
- Time standards displayed are for the 2025 billing period.

Note to Municipalities:

- Data contained within this report is dynamic in nature and numbers will change over time as the Ontario Provincial Police continues to investigate and solve crime.
- This report is NOT to be used for crime trend analysis as not all occurrences are included.
- Data groupings within this report do not match traditional crime groupings seen in other public reports such as the OPP Detachment Board reports or Statistics Canada reporting.