
CITY OF DRYDEN

Police Services Board Detachment Commander's Report



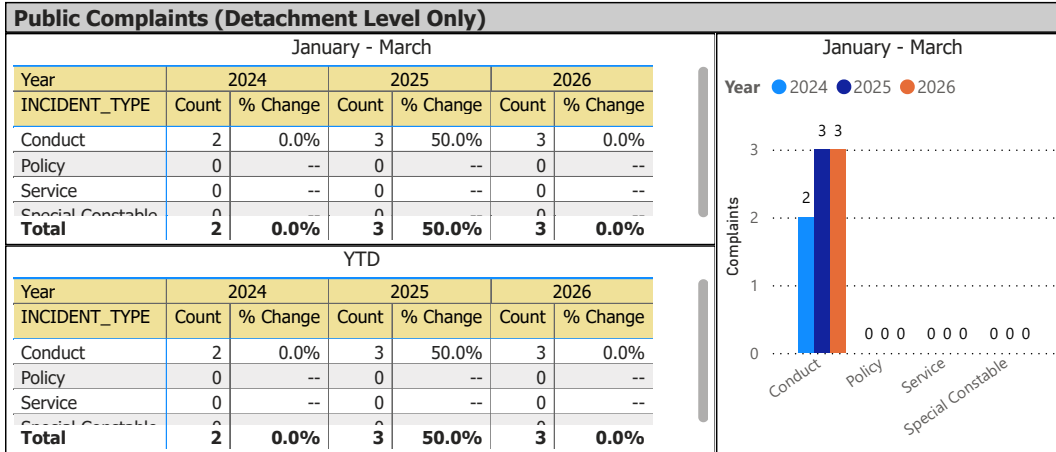
January - March
2026 First Quarter Report

***Forging strong and effective partnerships with
our communities***

Presented: May 4, 2026

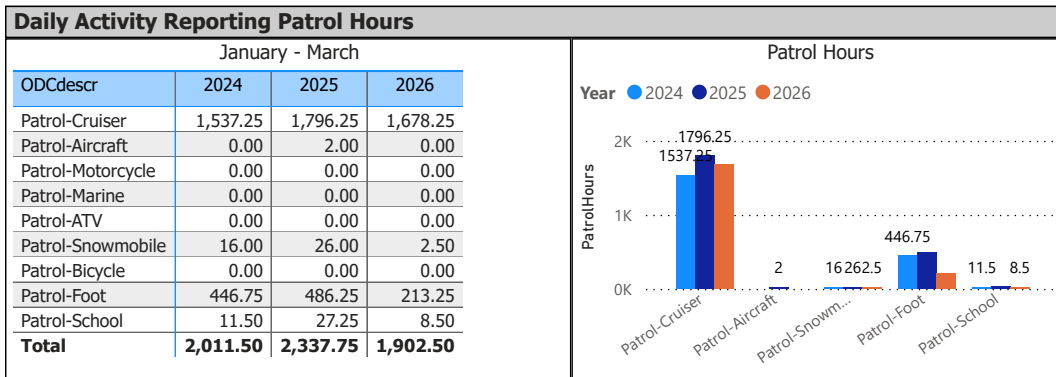


OPP Detachment Board Report Records Management System January - March 2026



Data source: RMS Data Feed
 Ontario Provincial Police, Professional Standards Bureau Commander Reports - File Manager System
 Data source date:
 14-Apr-2026

Daily Activity Reporting



Data source (Daily Activity Reporting System) date:
 14-Apr-2026

Detachment: 2C - DRYDEN
 Location code(s): 2C00 - DRYDEN

Data source date:
 14-Apr-2026

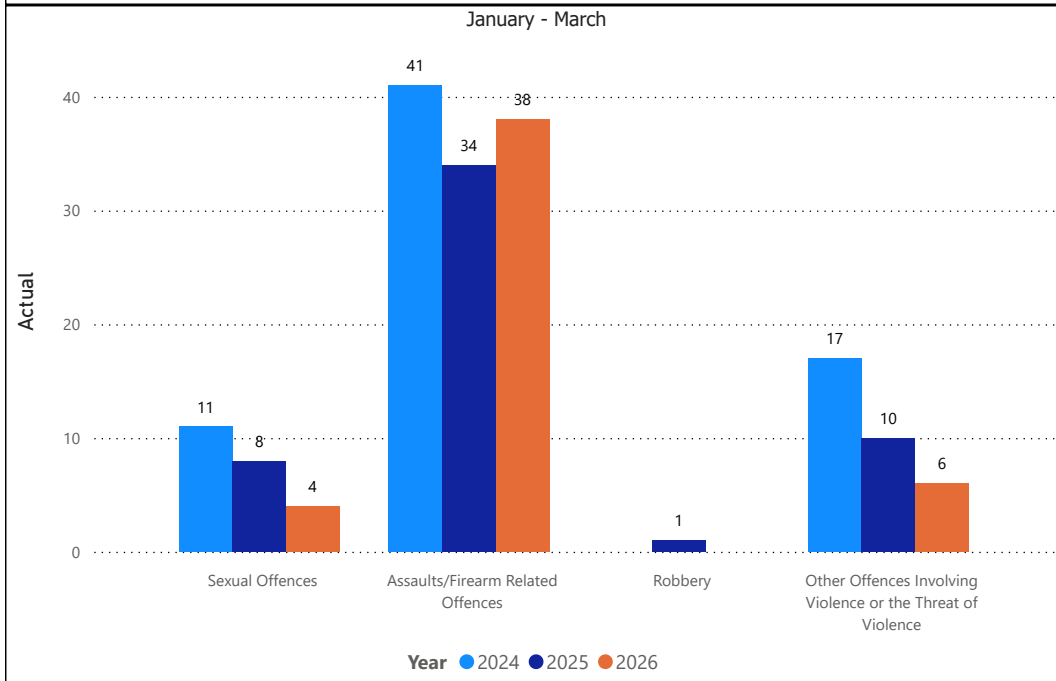
Report Generated on:
 14-Apr-2026 12:00:30 PM



OPP Detachment Board Report Records Management System January - March 2026

Violent Crime						
January-March						
Year	2024		2025		2026	
ViolationGrp	Actual	% Change	Actual	% Change	Actual	% Change
Homicides	0	--	0	--	0	--
Other Offences Causing Death	0	--	0	--	0	--
Attempted Murder	0	--	0	--	0	--
Sexual Offences	11	0.0%	8	-27.3%	4	-50.0%
Assaults/Firearm Related Offences	41	5.1%	34	-17.1%	38	11.8%
Offences Resulting in the Deprivation of Freedom	0	-100.0%	0	--	0	--
Robbery	0	--	1	--	0	-100.0%
Other Offences Involving Violence or the Threat of Violence	17	88.9%	10	-41.2%	6	-40.0%
Offences in Relation to Sexual Services	0	--	0	--	0	--
Total	69	13.1%	53	-23.2%	48	-9.4%

YTD						
Year	2024		2025		2026	
ViolationGrp	Actual	% Change	Actual	% Change	Actual	% Change
Homicides	0	--	0	--	0	--
Other Offences Causing Death	0	--	0	--	0	--
Attempted Murder	0	--	0	--	0	--
Sexual Offences	11	0.0%	8	-27.3%	4	-50.0%
Assaults/Firearm Related Offences	41	5.1%	34	-17.1%	38	11.8%
Offences Resulting in the Deprivation of Freedom	0	-100.0%	0	--	0	--
Robbery	0	--	1	--	0	-100.0%
Other Offences Involving Violence or the Threat of Violence	17	88.9%	10	-41.2%	6	-40.0%
Offences in Relation to Sexual Services	0	--	0	--	0	--
Total	69	13.1%	53	-23.2%	48	-9.4%



Detachment: 2C - DRYDEN

Location code(s): 2C00 - DRYDEN

Area(s): 2002 - City of Dryden

Data source date:
14-Apr-2026

Report Generated on:
14-Apr-2026 12:00:30 PM



OPP Detachment Board Report Records Management System January - March 2026

Property Crime

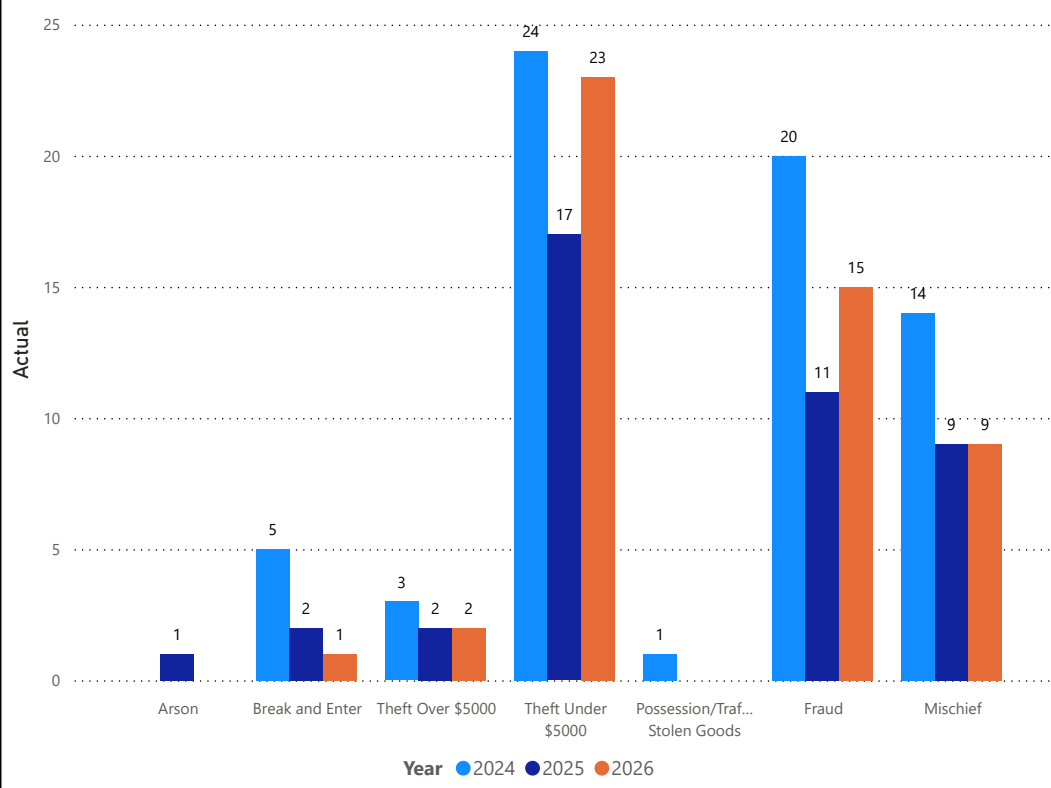
January - March

Year	2024		2025		2026	
	Actual	% Change	Actual	% Change	Actual	% Change
Arson	0	--	1	--	0	-100.0%
Break and Enter	5	-28.6%	2	-60.0%	1	-50.0%
Theft Over \$5000	3	-25.0%	2	-33.3%	2	0.0%
Theft Under \$5000	24	-7.7%	17	-29.2%	23	35.3%
Possession/Trafficking Stolen Goods	1	--	0	-100.0%	0	--
Fraud	20	25.0%	11	-45.0%	15	36.4%
Mischief	14	-17.6%	9	-35.7%	9	0.0%
Total	67	-4.3%	42	-37.3%	50	19.0%

YTD

Year	2024		2025		2026	
	Actual	% Change	Actual	% Change	Actual	% Change
Arson	0	--	1	--	0	-100.0%
Break and Enter	5	-28.6%	2	-60.0%	1	-50.0%
Theft Over \$5000	3	-25.0%	2	-33.3%	2	0.0%
Theft Under \$5000	24	-7.7%	17	-29.2%	23	35.3%
Possession/Trafficking Stolen Goods	1	--	0	-100.0%	0	--
Fraud	20	25.0%	11	-45.0%	15	36.4%
Mischief	14	-17.6%	9	-35.7%	9	0.0%
Total	67	-4.3%	42	-37.3%	50	19.0%

January - March



Detachment: 2C - DRYDEN

Location code(s): 2C00 - DRYDEN

Area(s): 2002 - City of Dryden

Data source date:

14-Apr-2026

Report Generated on:

14-Apr-2026 12:00:30 PM



**OPP Detachment Board Report
Records Management System
January - March 2026**

Drug Crime

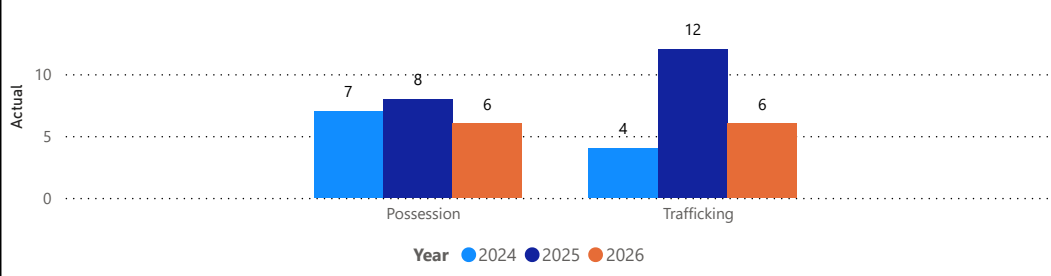
January - March

Year	2024		2025		2026	
ViolationGrp	Actual	% Change	Actual	% Change	Actual	% Change
Possession	7	16.7%	8	14.3%	6	-25.0%
Trafficking	4	0.0%	12	200.0%	6	-50.0%
Importation & Production	0	--	0	--	0	--
Cannabis Possession	0	--	0	--	0	--
Cannabis Distribution	0	--	0	--	0	--
Cannabis Sale	0	--	0	--	0	--
Cannabis Importation & Exportation	0	--	0	--	0	--
Cannabis Production	0	--	0	--	0	--
Other Cannabis Violations	0	--	0	--	0	--
Total	11	10.0%	20	81.8%	12	-40.0%

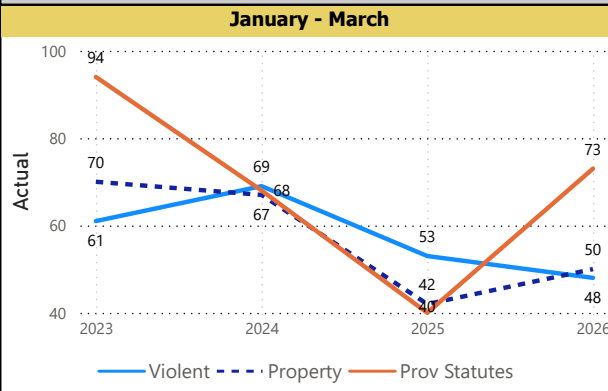
YTD

Year	2024		2025		2026	
ViolationGrp	Actual	% Change	Actual	% Change	Actual	% Change
Possession	7	16.7%	8	14.3%	6	-25.0%
Trafficking	4	0.0%	12	200.0%	6	-50.0%
Importation & Production	0	--	0	--	0	--
Cannabis Possession	0	--	0	--	0	--
Cannabis Distribution	0	--	0	--	0	--
Cannabis Sale	0	--	0	--	0	--
Cannabis Importation & Exportation	0	--	0	--	0	--
Cannabis Production	0	--	0	--	0	--
Other Cannabis Violations	0	--	0	--	0	--
Total	11	10.0%	20	81.8%	12	-40.0%

January - March



Top 3 Violation Types | **Top 5 Violation Groups**



ViolationGrp	2023	2024	2025	2026	Total
Provincial Statutes	94	68	40	73	275
Assaults/Firearm Related Offences	39	41	34	38	152
Failure to Comply	28	32	41	33	134
Theft Under \$5000	26	24	17	23	90
Fraud	16	20	11	15	62

Detachment: 2C - DRYDEN

Location code(s): 2C00 - DRYDEN

Area(s): 2002 - City of Dryden

Data source date:
14-Apr-2026

Report Generated on:
14-Apr-2026 12:00:30 PM



OPP Detachment Board Report Records Management System January - March 2026

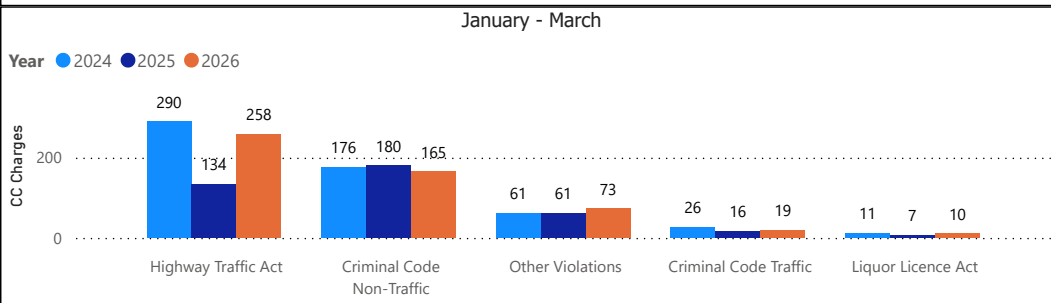
Criminal Code and Provincial Statute Charges Laid

January - March

Year	2024		2025		2026	
ChargeCategory1	Offence Count	% Change	Offence Count	% Change	Offence Count	% Change
Criminal Code Non-Traffic	176	-11.6%	180	2.3%	165	-8.3%
Criminal Code Traffic	26	73.3%	16	-38.5%	19	18.8%
Highway Traffic Act	290	23.4%	134	-53.8%	258	92.5%
Liquor Licence Act	11	120.0%	7	-36.4%	10	42.9%
Other Violations	61	10.9%	61	0.0%	73	19.7%
Total	564	10.8%	398	-29.4%	525	31.9%

YTD

Year	2024		2025		2026	
ChargeCategory1	Offence Count	% Change	Offence Count	% Change	Offence Count	% Change
Criminal Code Non-Traffic	176	-11.6%	180	2.3%	165	-8.3%
Criminal Code Traffic	26	73.3%	16	-38.5%	19	18.8%
Highway Traffic Act	290	23.4%	134	-53.8%	258	92.5%
Liquor Licence Act	11	120.0%	7	-36.4%	10	42.9%
Other Violations	61	10.9%	61	0.0%	73	19.7%
Total	564	10.8%	398	-29.4%	525	31.9%



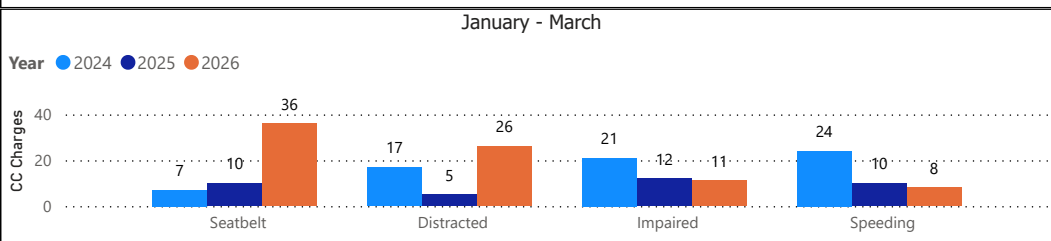
Traffic Related Charges

January - March

Year	2024		2025		2026	
ChargeCategory2	Offence Count	% Change	Offence Count	% Change	Offence Count	% Change
Speeding	24	20.0%	10	-58.3%	8	-20.0%
Seatbelt	7	250.0%	10	42.9%	36	260.0%
Impaired	21	75.0%	12	-42.9%	11	-8.3%
Distracted	17	-29.2%	5	-70.6%	26	420.0%

YTD

Year	2024		2025		2026	
ChargeCategory2	Offence Count	% Change	Offence Count	% Change	Offence Count	% Change
Speeding	24	20.0%	10	-58.3%	8	-20.0%
Seatbelt	7	250.0%	10	42.9%	36	260.0%
Impaired	21	75.0%	12	-42.9%	11	-8.3%
Distracted	17	-29.2%	5	-70.6%	26	420.0%



Detachment: 2C - DRYDEN

Location code(s): 2C00 - DRYDEN

Area(s): 2002 - City of Dryden

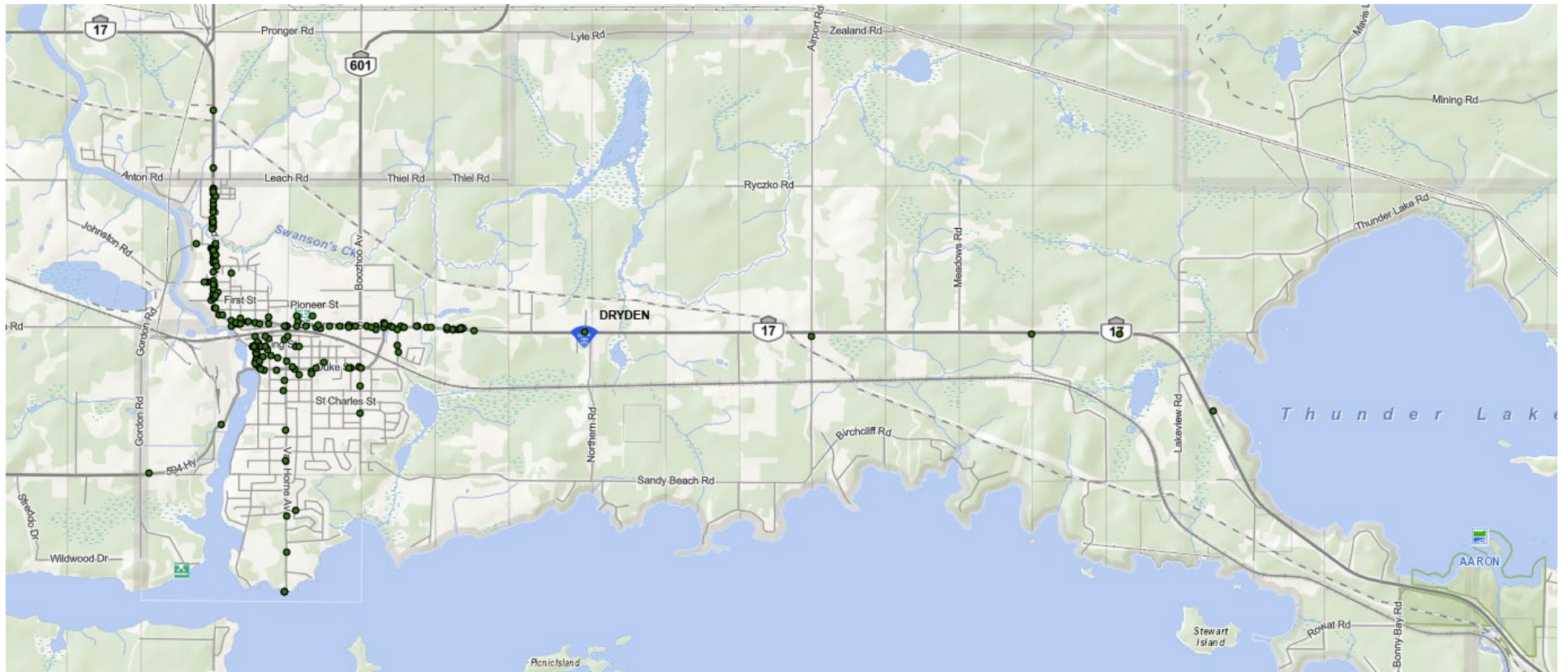
Data source date:

14-Apr-26

Report Generated on:

14-Apr-2026 12:00:30 PM

214 Charges laid within the City of Dryden from January to March 2026





**OPP Detachment Board Report
Records Management System
January - March 2026**

Overdose Occurrences							
January - March				YTD			
Fatal	2024	2025	2026	Fatal	2024	2025	2026
<input type="checkbox"/> Fatal	1	0	0	<input type="checkbox"/> Fatal	1	0	0
non-opioid overdose	0	0	0	non-opioid overdose	0	0	0
opioid overdose	1	0	0	opioid overdose	1	0	0
<input type="checkbox"/> non-Fatal	7	2	0	<input type="checkbox"/> non-Fatal	7	2	0
non-opioid overdose	3	1	0	non-opioid overdose	3	1	0
opioid overdose	4	1	0	opioid overdose	4	1	0
Total	8	2	0	Total	8	2	0

Fatal Overdose Occurrences		Non-Fatal Overdose Occurrences	
January - March		January - March	
<p>● non-opioid overdose ● opioid overdose</p>		<p>● non-opioid overdose ● opioid overdose</p>	

Detachment: 2C - DRYDEN

Location code(s): 2C00 - DRYDEN

Area(s): 2002 - City of Dryden

Data source date:

14-Apr-2026

Report Generated on:

14-Apr-2026 12:00:30 PM



**OPP Detachment Board Report
Records Management System
January - March 2026**

Mental Health Act Occurrences		
January - March		
Year	Occurrences	Unfounded
2024	87	0
2025	119	1
2026	86	0

YTD		
Year	Occurrences	Unfounded
2024	87	0
2025	119	1
2026	86	0

January - March

Legend: Occurrences (blue), Unfounded (dark blue)

Mental Health Act Occurrences by Occurrence Type		
January - March		
Year	2026	
OccurrenceType	Occurrences	Unfounded
911 call/911 hang-up	1	0
Attempt or threat of suicide	18	0
Disturb the peace	1	0
Family dispute	1	0
Intimate Partner Violence	3	0
Liquor Licence Control Act	2	0
Mental health act	57	0
Person Well-Being Check	2	0
Threats	1	0
Total	86	0

Detachment: 2C - DRYDEN

Location code(s): 2C00 - DRYDEN

Area(s): 2002 - City of Dryden

Data source date:

14-Apr-2026

Report Generated on:

14-Apr-2026 12:00:30 PM



**OPP Detachment Board Report
Records Management System
January - March 2026**

Youth Charges by Disposition Type			
January - March			
Disposition_Type	2024	2025	2026
Bail	0	0	0
Conference	0	0	0
Conviction	1	0	0
Diversion	0	1	0
NonConviction	17	6	1
NotAccepted	0	0	0
Total	18	7	1

YTD			
Disposition_Type	2024	2025	2026
Bail	0	0	0
Conference	0	0	0
Conviction	1	0	0
Diversion	0	1	0
NonConviction	17	6	1
NotAccepted	0	0	0
Total	18	7	1

Youth Charges by Disposition and Occurrence Type							
January - March							
Year	2026						Total
OccType	Bail	Conviction	Diversion	NonConviction	NotAccepted	POATicket	
Bail violations	0	0	0	1	0	0	1
Total	0	0	0	1	0	0	1

YTD							
Year	2026						Total
OccType	Bail	Conviction	Diversion	NonConviction	NotAccepted	POATicket	
Bail violations	0	0	0	1	0	0	1
Total	0	0	0	1	0	0	1

The tables and chart on this page present summarized youth charges by disposition and occurrence type that have been recorded in the OPP Niche RMS application. Of note... the Niche data sourced for this report page only lists youth charges that have had a disposition type entered against them. Therefore, please be aware that the counts of youth charges entries on this report page are under stating the potential sum of youth charges that are in OPP Niche RMS.

Detachment: 2C - DRYDEN

Location code(s): 2C00 - DRYDEN

Area(s): 2002 - City of Dryden

Data source date:

14-Apr-2026

Report Generated on:

14-Apr-2026 12:03:44 PM



OPP Detachment Board Report Records Management System January - March 2026

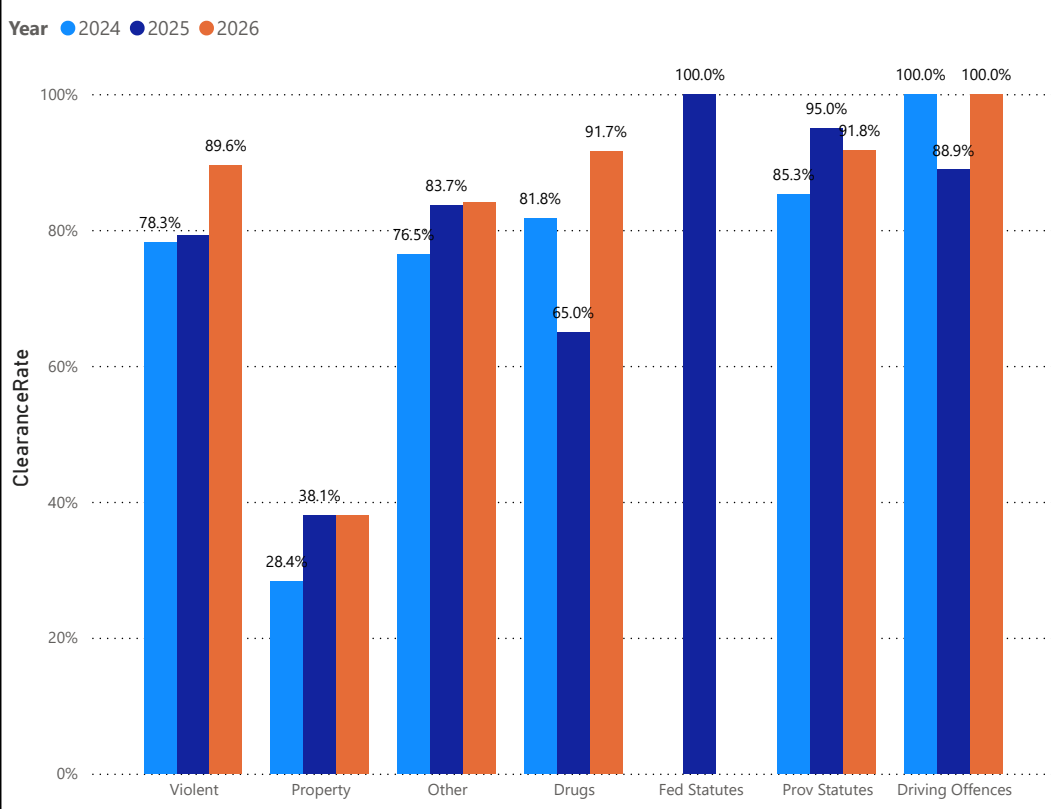
Clearance Rate

January - March						
Year	2024		2025		2026	
	%	% Change	%	% Change	%	% Change
Violent	78.3%	6.1%	79.2%	1.3%	89.6%	13.0%
Property	28.4%	-20.6%	38.1%	34.3%	38.0%	-0.2%
Other	76.5%	5.7%	83.7%	9.4%	84.1%	0.5%
Drugs	81.8%	2.3%	65.0%	-20.6%	91.7%	41.0%
Fed Statutes		--	100.0%	--		-100.0%
Prov Statutes	85.3%	-3.4%	95.0%	11.4%	91.8%	-3.4%
Driving Offences	100.0%	14.3%	88.9%	-11.1%	100.0%	12.5%

YTD

YTD						
Year	2024		2025		2026	
	%	% Change	%	% Change	%	% Change
Violent	78.3%	6.1%	79.2%	1.3%	89.6%	13.0%
Property	28.4%	-20.6%	38.1%	34.3%	38.0%	-0.2%
Other	76.5%	5.7%	83.7%	9.4%	84.1%	0.5%
Drugs	81.8%	2.3%	65.0%	-20.6%	91.7%	41.0%
Fed Statutes		--	100.0%	--		-100.0%
Prov Statutes	85.3%	-3.4%	95.0%	11.4%	91.8%	-3.4%
Driving Offences	100.0%	14.3%	88.9%	-11.1%	100.0%	12.5%

January - March



Detachment: 2C - DRYDEN

Location code(s): 2C00 - DRYDEN

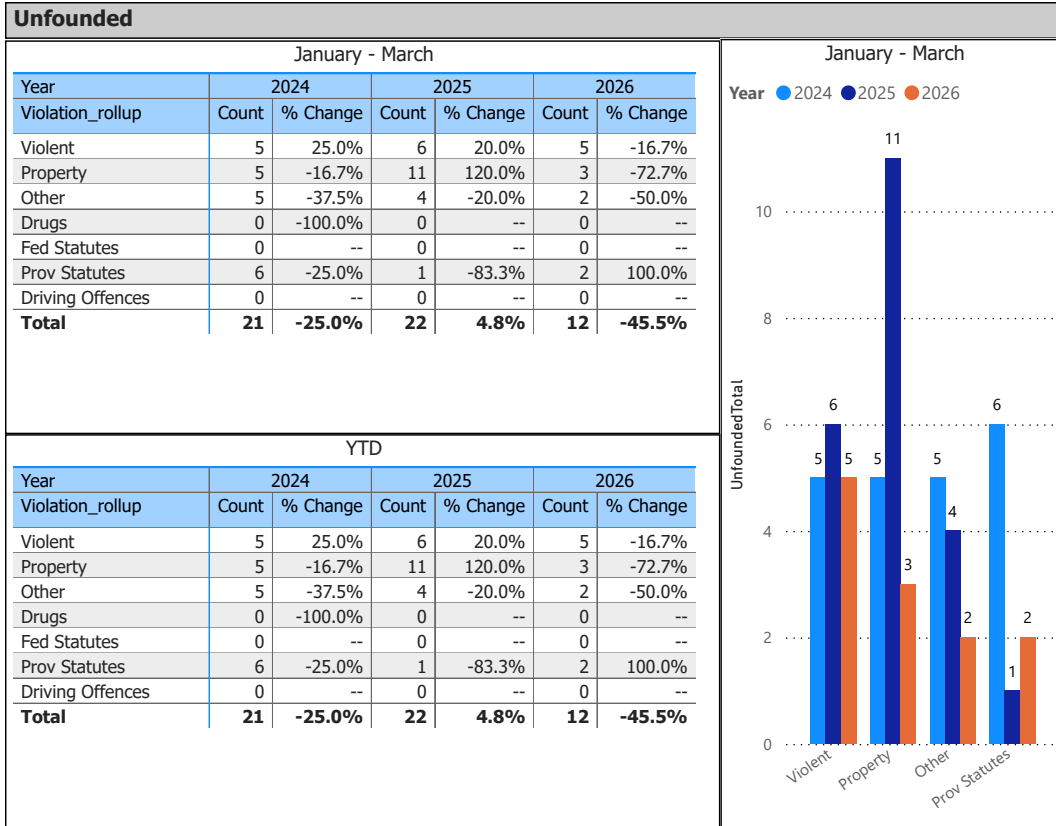
Area(s): 2002 - City of Dryden

Data source date:
14-Apr-2026

Report Generated on:
14-Apr-2026 12:00:30 PM



OPP Detachment Board Report Records Management System January - March 2026



Detachment: 2C - DRYDEN

Location code(s): 2C00 - DRYDEN

Area(s): 2002 - City of Dryden

Data source date:

14-Apr-2026

Report Generated on:

14-Apr-2026 12:00:30 PM



Calls for Service Report
City of Dryden
January - March
2026 First Quarter Report

Billing Category Summaries	2026				2025			
	Jan to Mar	YTD Count	Time Std	Ytd Weighted Hrs	Jan to Mar	YTD Count	Time Std	Ytd Weighted Hrs
Operational	311	311	3.9	1212.9	295	295	3.9	1150.50
Statutes & Acts	94	94	3.5	329	121	121	3.5	423.50
Operational2	79	79	1.7	134.3	94	94	1.7	159.80
Property Crime Violations	55	55	6.2	341	54	54	6.2	334.80
Traffic	54	54	3.8	205.2	67	67	3.8	254.60
Violent Criminal Code	53	53	14.8	784.4	59	59	14.8	873.20
Other Criminal Code Violations (Excluding traffic)	46	46	7.1	326.6	52	52	7.1	369.20
Drug Possession	7	7	5.9	41.3	12	12	5.9	70.80
Drugs	6	6	88.1	528.6	12	12	88.1	1057.20
Total	705	705		3903.3	766	766		4693.60

Billing Category: Operational Offence	2026				2025			
	Jan to Mar	YTD Count	Time Std	Ytd W Hrs	Jan to Mar	YTD Count	Time Std	Ytd W Hrs
Animal - Dog Owners Liability Act	1	1	3.9	3.9	2	2	3.9	7.8
Animal - Master Code			3.9		1	1	3.9	3.9
Animal Bite			3.9		1	1	3.9	3.9
Animal Injured	10	10	3.9	39	9	9	3.9	35.1
Animal Stray	1	1	3.9	3.9	1	1	3.9	3.9
Assist Fire Department	5	5	3.9	19.5			3.9	
Assist Public	71	71	3.9	276.9	70	70	3.9	273
By-Law-Master code			3.9		1	1	3.9	3.9
Distressed / Overdue Motorist	2	2	3.9	7.8			3.9	
Domestic Disturbance	35	35	3.9	136.5	41	41	3.9	159.9
FAMILY DISPUTE	22	22	3.9	85.8	16	16	3.9	62.4
Fire - Building	1	1	3.9	3.9	5	5	3.9	19.5
Fire - Other	1	1	3.9	3.9	2	2	3.9	7.8
Fire - Vehicle	2	2	3.9	7.8			3.9	
Found - Household Property			3.9		1	1	3.9	3.9
Found - Personal Accessories	1	1	3.9	3.9			3.9	
Found - Sporting Goods, Hobby Equip.	1	1	3.9	3.9			3.9	
Found Property - Master Code	6	6	3.9	23.4	8	8	3.9	31.2
Homeless Person			3.9		1	1	3.9	3.9
Insecure Condition - Master Code			3.9		2	2	3.9	7.8
Lost - Household Property			3.9		1	1	3.9	3.9
Lost - Personal Accessories	2	2	3.9	7.8	1	1	3.9	3.9
Lost Property - Master Code	5	5	3.9	19.5	3	3	3.9	11.7
Medical Assistance - Other	1	1	3.9	3.9			3.9	
Missing Person 12 & older			3.9		4	4	3.9	15.6
Missing Person Located 12 & older	5	5	3.9	19.5	1	1	3.9	3.9
Missing Person Located Under 12			3.9		1	1	3.9	3.9
Missing Person under 12			3.9		1	1	3.9	3.9
Neighbour Dispute	8	8	3.9	31.2	4	4	3.9	15.6
Noise By-Law			3.9		1	1	3.9	3.9
Noise Complaint - Animal	3	3	3.9	11.7	1	1	3.9	3.9
Noise Complaint - Business	1	1	3.9	3.9			3.9	
Noise Complaint - Master Code	12	12	3.9	46.8	18	18	3.9	70.2
Noise Complaint - Others	1	1	3.9	3.9	1	1	3.9	3.9
Noise Complaint - Residence	1	1	3.9	3.9	1	1	3.9	3.9
Other Municipal By-Laws	1	1	3.9	3.9	1	1	3.9	3.9
Overdose/Suspected Overdose - Naloxone administered by Police	1	1	3.9	3.9			3.9	
Phone - Nuisance - No Charges Laid			3.9		2	2	3.9	7.8
Phone - Other - No Charges Laid			3.9		1	1	3.9	3.9
Phone - Threatening - No Charges Laid	1	1	3.9	3.9			3.9	
Sudden Death - Natural Causes	1	1	3.9	3.9	5	5	3.9	19.5
Sudden Death - Suicide	1	1	3.9	3.9	1	1	3.9	3.9
Suspicious Person	29	29	3.9	113.1	21	21	3.9	81.9
Suspicious vehicle	5	5	3.9	19.5	3	3	3.9	11.7
Trouble with Youth	6	6	3.9	23.4	6	6	3.9	23.4
Unwanted Persons	67	67	3.9	261.3	56	56	3.9	218.4
Vehicle Recovered - Automobile	1	1	3.9	3.9			3.9	
Total	311	311		1213	295	295		1151

Billing Category: Statutes & Acts Offence	2026				2025			
	Jan to Mar	YTD Count	Time Std	Ytd W Hrs	Jan to Mar	YTD Count	Time Std	Ytd W Hrs
CHILDREN'S LAW REFORM ACT			3.5		1	1	3.5	3.5
Landlord / Tenant	5	5	3.5	17.5	1	1	3.5	3.5
Mental Health Act	45	45	3.5	157.5	56	56	3.5	196
Mental Health Act - Apprehension	8	8	3.5	28	4	4	3.5	14
Mental Health Act - Attempt Suicide	4	4	3.5	14	10	10	3.5	35
Mental Health Act - Placed on Form	1	1	3.5	3.5	4	4	3.5	14
Mental Health Act - Threat of Suicide	17	17	3.5	59.5	26	26	3.5	91
Mental Health Act - Voluntary Transport	2	2	3.5	7	6	6	3.5	21
Trespass To Property Act	12	12	3.5	42	12	12	3.5	42
Youth Criminal Justice Act (YCJA)			3.5		1	1	3.5	3.5
Total	94	94		329	121	121		424
Billing Category: Operational2 Offence	Jan to Mar	YTD Count	Time Std	Ytd W Hrs	Jan to Mar	YTD Count	Time Std	Ytd W Hrs
911 call - Dropped Cell	9	9	1.7	15.3	9	9	1.7	15.3
911 call / 911 hang up	4	4	1.7	6.8	8	8	1.7	13.6
False Alarm - Others	48	48	1.7	81.6	47	47	1.7	79.9
False Holdup Alarm - Accidental Trip	4	4	1.7	6.8	9	9	1.7	15.3
Keep the Peace	14	14	1.7	23.8	21	21	1.7	35.7
Total	79	79		134	94	94		160
Billing Category: Property Crime Violations Offence	Jan to Mar	YTD Count	Time Std	Ytd W Hrs	Jan to Mar	YTD Count	Time Std	Ytd W Hrs
Arson - Building			6.2		1	1	6.2	6.2
Break & Enter	2	2	6.2	12.4	2	2	6.2	12.4
Fraud - False Pretence Under \$5,000	1	1	6.2	6.2			6.2	
Fraud - Fraud through mails			6.2		1	1	6.2	6.2
Fraud - Master Code	5	5	6.2	31	1	1	6.2	6.2
Fraud - Money/property/security Over \$5,000	3	3	6.2	18.6	2	2	6.2	12.4
Fraud - Money/property/security Under \$5,000	2	2	6.2	12.4	5	5	6.2	31
Fraud - Other	1	1	6.2	6.2	2	2	6.2	12.4
Fraud - Steal/Forge/Poss./Use Credit Card	2	2	6.2	12.4	2	2	6.2	12.4
Fraud - Transportation	1	1	6.2	6.2			6.2	
Identity Theft			6.2		1	1	6.2	6.2
Mischief	9	9	6.2	55.8	12	12	6.2	74.4
Possession of Stolen Goods under \$5,000	1	1	6.2	6.2			6.2	
Property Damage	2	2	6.2	12.4	1	1	6.2	6.2
Theft FROM Motor Vehicles Under \$5,000	1	1	6.2	6.2	1	1	6.2	6.2
Theft of Motor Vehicle			6.2		2	2	6.2	12.4
Theft Over \$5,000 - Other Theft	2	2	6.2	12.4			6.2	
Theft Over \$5,000 - Trailers	1	1	6.2	6.2			6.2	
Theft Under \$5,000 - Bicycles	1	1	6.2	6.2			6.2	
Theft Under \$5,000 - Gasoline Drive-off			6.2		2	2	6.2	12.4
Theft Under \$5,000 - Master Code	2	2	6.2	12.4	1	1	6.2	6.2
Theft Under \$5,000 - Other Theft	9	9	6.2	55.8	8	8	6.2	49.6
Theft Under \$5,000 - Persons	1	1	6.2	6.2			6.2	
Theft Under \$5,000 - Trailers	1	1	6.2	6.2			6.2	
Theft Under \$5,000 SHOPLIFTING	8	8	6.2	49.6	9	9	6.2	55.8
Unlawful in a dwelling house			6.2		1	1	6.2	6.2
Total	55	55		341	54	54		334.8

Billing Category: Traffic Offence	2026				2025			
	Jan to Mar	YTD Count	Time Std	Ytd W Hrs	Jan to Mar	YTD Count	Time Std	Ytd W Hrs
MVC - OTHERS (MOTOR VEHICLE COLLISION)	3	3	3.8	11.4	1	1	3.8	3.8
MVC - PERS. INJ. FAILED TO REMAIN (MOTOR VEHICLE COLLISION)	1	1	3.8	3.8			3.8	
MVC - PERSONAL INJURY (MOTOR VEHICLE COLLISION]	1	1	3.8	3.8			3.8	
MVC - PROP. DAM. FAILED TO REM (MOTOR VEHICLE COLLISION)	3	3	3.8	11.4	7	7	3.8	26.6
MVC - PROP. DAM. NON REPORTABLE (MOTOR VEHICLE COLLISION]	23	23	3.8	87.4	26	26	3.8	98.8
MVC - PROP. DAM. REPORTABLE (MOTOR VEHICLE COLLISION]	23	23	3.8	87.4	32	32	3.8	121.6
MVC (MOTOR VEHICLE COLLISION) - Master Code			3.8		1	1	3.8	3.8
Total	54	54		205.2	67	67		254.6
Billing Category: Violent Criminal Code Offence	Jan to Mar	YTD Count	Time Std	Ytd W Hrs	Jan to Mar	YTD Count	Time Std	Ytd W Hrs
Assault - Level 1	23	23	14.8	340.4	26	26	14.8	384.8
Assault With Weapon or Causing Bodily Harm - Level 2	11	11	14.8	162.8	7	7	14.8	103.6
Utter Threats to Person	5	5	14.8	74	7	7	14.8	103.6
Assault Peace Officer	4	4	14.8	59.2			14.8	
Sexual Assault	4	4	14.8	59.2	7	7	14.8	103.6
Criminal Harassment	2	2	14.8	29.6	5	5	14.8	74
Indecent/Harassing Communications	2	2	14.8	29.6	4	4	14.8	59.2
Discharge Firearm with Intent	1	1	14.8	14.8			14.8	
Utter Threats-Master code	1	1	14.8	14.8			14.8	
Aggravated Assault - Level 3			14.8		1	1	14.8	14.8
Robbery - Threat of Violence			14.8		1	1	14.8	14.8
Sexual offence occurring prior to January 4, 1983			14.8		1	1	14.8	14.8
Total	53	53		784.4	59	59		873.2
Billing Category: Other Criminal Code Offence	Jan to Mar	YTD Count	Time Std	Ytd W Hrs	Jan to Mar	YTD Count	Time Std	Ytd W Hrs
Bail Violations - Fail To Comply	27	27	7.1	191.7	36	36	7.1	255.6
Bail Violations - Master Code			7.1		1	1	7.1	7.1
Bail Violations - Others	2	2	7.1	14.2	2	2	7.1	14.2
Breach of Probation	6	6	7.1	42.6	5	5	7.1	35.5
Disturb the Peace	5	5	7.1	35.5	3	3	7.1	21.3
Obstruct Public Peace Officer	1	1	7.1	7.1			7.1	
Offensive Weapons - Possession of Weapons			7.1		1	1	7.1	7.1
Offensive Weapons - Prohibited			7.1		1	1	7.1	7.1
Offensive Weapons - Restricted			7.1		1	1	7.1	7.1
Other Criminal Code * Sec. 78 - Sec. 96	2	2	7.1	14.2			7.1	
Other Criminal Code * Sec.462 - Sec.753	1	1	7.1	7.1			7.1	
Proceeds of Crime - master code	1	1	7.1	7.1			7.1	
Trespass at Night	1	1	7.1	7.1			7.1	
Utter Threats to Property / Animals			7.1		2	2	7.1	14.2
Total	46	46		326.6	52	52		369.2
Billing Category: Drug Possession Offence	Jan to Mar	YTD Count	Time Std	Ytd W Hrs	Jan to Mar	YTD Count	Time Std	Ytd W Hrs
DRUG related occurrence	1	1	5.9	5.9	4	4	5.9	23.6
Possession - Cocaine			5.9		3	3	5.9	17.7
Possession - Methamphetamine (Crystal Meth)			5.9		3	3	5.9	17.7
Possession - Other Controlled Drugs and Substances Act	6	6	5.9	35.4	2	2	5.9	11.8
Total	7	7		41.3	12	12		70.8
Billing Category: Drugs Offence	Jan to Mar	YTD Count	Time Std	Ytd W Hrs	Jan to Mar	YTD Count	Time Std	Ytd W Hrs
Trafficking - Cocaine	5	5	88.1	440.5	7	7	88.1	616.7
Trafficking - Methamphetamine (Crystal Meth)			88.1		1	1	88.1	88.1
Trafficking - Other Controlled Drugs and Substances Act	1	1	88.1	88.1	4	4	88.1	352.4
Total	6	6		528.6	12	12		1057.2