

Police Services Board Report for Dryden
2023/Jul to 2023/Sep

Public Complaints	
Policy	0
Service	1
Conduct	2

Date information collected from Professional Standards Bureau Commander Reports: 2023-10-13

Data Source

Ontario Provincial Police, Professional Standards Bureau Commander Reports

- Includes all public policy, service and conduct complaints submitted to the Office of the Independent Police Review Director (OIPRD)

Secondary Employment
No members of Dryden Detachment have Secondary Employment.

Intelligence Led Policing - Crime Abatement Strategy	
Number of Offenders in Program	34
Number of Offenders Charged	8
Number of Charges Laid	17
Number of Checks Performed	27

Date information was collected from Records Management System: 2023-10-13

Daily Activity Reporting Patrol Hours	
Total Hours	2023/Jul to 2023/Sep
Number of Cruiser Patrol Hours	1,838.75
Number of Motorcycle Patrol Hours	0.00
Number of Marine Patrol Hours	54.75
Number of ATV Patrol Hours	0.00
Number of Snowmobile Patrol Hours	0.00
Number of Bicycle Patrol Hours	0.00
Number of Foot Patrol Hours	627.50
Number of School Patrol Hours	12.75

Data source (Daily Activity Reporting System) date: 2023/10/07

Staffing Updates

Detachment: 2C - DRYDEN

Location code(s): 2C00 - DRYDEN

Report Generated by:

Illman, Adam

Report Generated on:

13-Oct-23 12:38:01 PM

PP-CSC-Operational Planning-4300

Police Services Board Report for Dryden
2023/Jul to 2023/Sep

Transfers:	No transfers this quarter
Promotions:	No promotions this quarter Cst Mark Zappitelli has been selected to be our MCRT (Mobile Crisis Response Team) Officer Sgt Tom Stemkoski has been selected to be our Operational Support Sgt We are filling one platoon with an A/Sgt which we will rotate for developmental and succession planning - currently it is A/Sgt Ian Parker
Awards:	No awards received / presented this quarter Award submission for Bravery has been completed for the 3 officers stabbed in September
Recognition:	Members are recognized daily by Detachment Commander 3 Officers, Cst's Mel Flores, Christian Maltais and Jett Johnson received letters from Commissioner Carrique for their deployment to Russell County to assist that detachment after 3 Officers shot, 1 fatally - Sgt Eric Mueller.
Other:	S/Sgt Ben Curtis continues to work in Thunder Bay at our NRW HQ as an A/Insp in an Operational Support Inspector position

Detachment Initiatives

Number of Targeted Media Releases:	109 in total: 31 Media 78 Social Media
Crime and Traffic Campaigns/Initiatives:	Canada Week - July Long Traffic Campaign 239 PON's and 62 Warns. #2 in NWR Civic August Long Traffic Campaign 164 PON's and 39 Warns. #2 in NWR September Long Traffic Campaign 418 PON's and 80 Warns. #1 in NWR and # 2 in Province
Public Education Campaigns:	Will and Power of Attorney Presentations at Dryden Native Friendship Centre and the Early ON Education – Child and Family Centre Safety Presentation and Water Safety Presentation at the Early ON Education Centre Scams/Fraud Presentation at the Dryden Native Friendship Centre Estate presentation at the Dryden Native Friendship Center Marine safety at Aaron Provincial Park Bike safety at KDSB child care facilities
Safeguard Ontario:	N/A
Lock It or Lose It:	Summer Students, Community Service Officer and Uniform Platoon Officers handed out pamphlets in the downtown core
Other:	Assisted with serving meals Tuesday/Wednesday at the First United Church Community Table Dryden Area Risk Response Team Situation Table Meetings every second Wednesday Bike Rodeo at St. Joseph School and Open Roads School Volunteered every Friday in July for the Royal Canadian Legion Branch #63 Meat Draw Community Play Day participation at Pronger Park Popsicles with Police Cops for Cancer 24 hour Cardio Event and BBQ which raised approximately \$2,400 for Cancer research Volunteered at the Special Olympics BBQ and Duck Race Attended and participated at the Dryden Days of Summer Special Olympics Torch Run with Dryden Community Living and Clients. Raised approximately \$2,000 for Special Olympics. Attended Drive for a Cause – Dryden GM Tim Horton's Camp Day Canada Day Events in Dryden and Ignace Attendance at Dryden Days of Summer Attendance at Dryden Overpass Marker Coffee with cops in Dryden Foot patrol at family fishing tournament Bike Rodeos at two schools Attended family nights at Dryden French school Dryden Rotary Club Rubber Duck Race National Day for Truth and Reconciliation Events in Dryden Kick off to Summer Library Party

Detachment Emergency Planning Activities

Detachment: 2C - DRYDEN

Location code(s): 2C00 - DRYDEN

Report Generated by:
 Illman, Adam

Report Generated on:
 13-Oct-23 12:38:01 PM
 PP-CSC-Operational Planning-4300

Police Services Board Report for Dryden
2023/Jul to 2023/Sep

Emergency Planning Activities	Lockdown Drill at Dryden High School
Continuity Of Operations Plan Status	COOP completed in July by Sgt Les McGrayne and Sgt Michelle Teeple
Table-Top Exercises	None this quarter - next scheduled is November with the City
Other:	Pathway Project - To reference analytical report Dryden Native Friendship Center Partnership - To reference document Foot patrols - 491 foot patrols of the downtown core completed this quarter. Refer to analytical report

Detachment: 2C - DRYDEN

Location code(s): 2C00 - DRYDEN

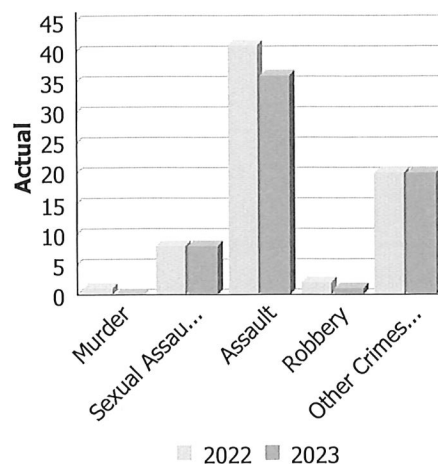
Report Generated by:
Illman, Adam

Report Generated on:
13-Oct-23 12:38:01 PM
PP-CSC-Operational Planning-4300

Police Services Board Report for City of Dryden
Records Management System
July to September - 2023

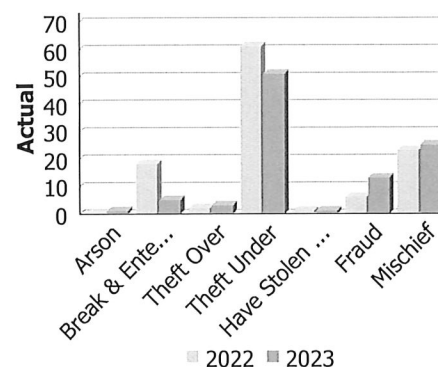
Violent Crime

Actual	July to September			Year to Date - September		
	2022	2023	% Change	2022	2023	% Change
Murder	1	0	-100.0%	2	1	-50.0%
Other Offences Causing Death	0	0	--	0	0	--
Attempted Murder	0	0	--	0	0	--
Sexual Assault	8	8	0.0%	17	30	76.5%
Assault	41	36	-12.2%	85	115	35.3%
Abduction	0	0	--	0	3	--
Robbery	2	1	-50.0%	2	3	50.0%
Other Crimes Against a Person	20	20	0.0%	30	49	63.3%
Total	72	65	-9.7%	136	201	47.8%



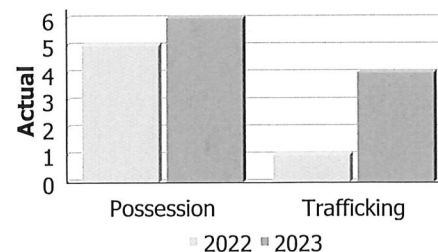
Property Crime

Actual	July to September			Year to Date - September		
	2022	2023	% Change	2022	2023	% Change
Arson	0	1	--	0	1	--
Break & Enter	18	5	-72.2%	27	18	-33.3%
Theft Over	2	3	50.0%	3	8	166.7%
Theft Under	61	51	-16.4%	127	106	-16.5%
Have Stolen Goods	1	1	0.0%	2	3	50.0%
Fraud	6	13	116.7%	23	46	100.0%
Mischief	23	25	8.7%	61	61	0.0%
Total	111	99	-10.8%	243	243	0.0%



Drug Crime

Actual	July to September			Year to Date - September		
	2022	2023	% Change	2022	2023	% Change
Possession	5	6	20.0%	11	17	54.5%
Trafficking	1	4	300.0%	14	15	7.1%
Importation and Production	0	0	--	0	0	--
Total	6	10	66.7%	25	32	28.0%



Detachment: 2C - DRYDEN

Location code(s): 2C00 - DRYDEN

Area code(s): 2002 - City of Dryden

Data source date:

2023/10/14

Report Generated by:

Mawby, Wendy

Report Generated on:

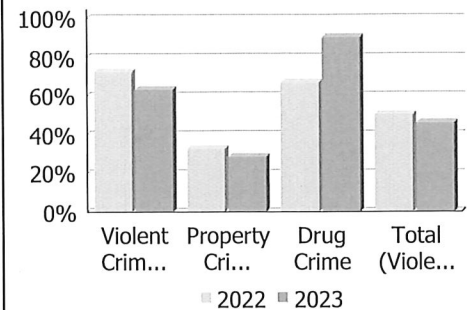
16-Oct-23 4:31:01 PM

PP-CSC-Operational Planning-4300

Police Services Board Report for City of Dryden
Records Management System
July to September - 2023

Clearance Rate

Clearance Rate	July to September			Year to Date - September		
	2022	2023	Difference	2022	2023	Difference
Violent Crime	72.2%	63.1%	-9.1%	72.1%	64.2%	-7.9%
Property Crime	32.4%	28.3%	-4.2%	29.6%	26.8%	-2.9%
Drug Crime	66.7%	90.0%	23.3%	72.0%	87.5%	15.5%
Total (Violent, Property & Drug)	50.0%	45.8%	-4.2%	47.7%	48.0%	0.2%



Data contained within this report is dynamic in nature and numbers will change over time as the Ontario Provincial Police continue to investigate and solve crime.

Data Utilized

- Major Crimes
- Niche RMS All Offence Level Business Intelligence Cube

Detachment: 2C - DRYDEN

Location code(s): 2C00 - DRYDEN

Area code(s): 2002 - City of Dryden

Data source date:

2023/10/14

Report Generated by:

Mawby, Wendy

Report Generated on:

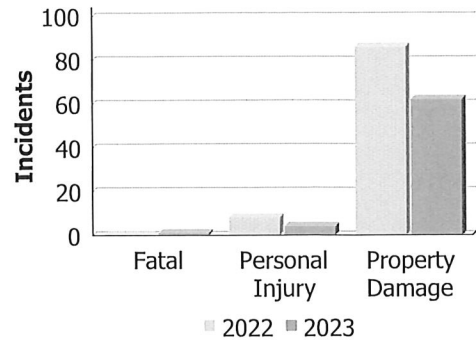
16-Oct-23 4:31:01 PM

PP-CSC-Operational Planning-4300

Police Services Board Report for City of Dryden
Collision Reporting System
July to September - 2023

Motor Vehicle Collisions by Type

Incidents	July to September			Year to Date - September		
	2022	2023	% Change	2022	2023	% Change
Fatal	0	1	--	0	2	--
Personal Injury	8	4	-50.0%	15	16	6.7%
Property Damage	86	62	-27.9%	238	188	-21.0%
Total	94	67	-28.7%	253	206	-18.6%



Data Utilized

- SQL online application reporting system – OPP CRS 2.3.09
- Collision Reporting System Business Intelligence Cube

Detachment: 2C - DRYDEN
Location code(s): 2C00-DRYDEN
Data source date:
 2023/10/15

Report Generated by:
 Mawby, Wendy

Report Generated on:
 16-Oct-23 4:33:09 PM
 PP-CSC-Operational Planning-4300

Dryden e-Ticket Map

July to September
250 e-ticket occurrences



Source: BI Niche RMS - First Level Offence - StatCan CRIME Clearance Rate
Notes: Includes Central, North West, North East, East, and West Regions

Clearance Rates - All OPP Regions			
2023 Q3 - (JUL-SEP)			
	2022	2023	Difference
Violent Crime	65.48%	67.47%	1.99%
Property Crime	17.27%	17.04%	-0.23%
Drug Crime	74.96%	76.91%	1.95%



Calls For Service (CFS) Billing Summary Report

Dryden
July to September - 2023

Billing Categories (Billing categories below do not match traditional crime groupings)	2023				2022			
	July to September	Year to Date	Time Standard	Year To Date Weighted Hours	July to September	Year to Date	Time Standard	Year To Date Weighted Hours
Violent Criminal Code	71	217	15.8	3,428.6	78	151	15.8	2,385.8
Property Crime Violations	104	260	6.4	1,664.0	127	271	6.4	1,734.4
Other Criminal Code Violations (Excluding traffic)	37	145	7.5	1,087.5	56	119	7.5	892.5
Drug Possession	7	33	7.1	234.3	9	31	7.1	220.1
Drugs	4	16	68.0	1,088.0	1	14	68.0	952.0
Statutes & Acts	114	379	3.4	1,288.6	158	375	3.4	1,275.0
Operational	527	1,571	3.8	5,969.8	511	1,291	3.8	4,905.8
Operational2	142	387	1.4	541.8	118	258	1.4	361.2
Traffic	39	131	3.7	484.7	59	142	3.7	525.4
Total	1,045	3,139		15,787.3	1,117	2,652		13,252.2

Note to Detachment Commanders:

- The content of each report is to be shared by the Detachment Commander only with the municipality for which it was generated. The municipality may treat this as a public document and distribute it as they wish.
- All data is sourced from the Niche RMS application. Included are 'reported' occurrences (actuals and unfounded occurrences) for 'billable' occurrences ONLY. Data is refreshed on a weekly basis.
- The Traffic category includes motor vehicle collision (MVC) occurrences entered into Niche (UCR code 8521). MVCs are NOT sourced from the eCRS application for this report.
- Only the primary violation is counted within an occurrence.
- Time standards displayed are for the 2023 billing period.

Note to Municipalities:

- Data contained within this report is dynamic in nature and numbers will change over time as the Ontario Provincial Police continues to investigate and solve crime.
- This report is NOT to be used for crime trend analysis as not all occurrences are included.
- Data groupings within this report do not match traditional crime groupings seen in other public reports such as the OPP Police Services Board reports or Statistics Canada reporting.



Calls For Service (CFS) Billing Summary Report

Dryden July to September - 2023

Billing Categories (Billing categories below do not match traditional crime groupings)		2023				2022			
		July to September	Year to Date	Time Standard	Year To Date Weighted Hours	July to September	Year to Date	Time Standard	Year To Date Weighted Hours
Violent Criminal Code	Murder 2nd Degree	0	1	15.8	15.8	1	2	15.8	31.6
	Sexual Assault	9	30	15.8	474.0	9	16	15.8	252.8
	Sexual Interference	0	2	15.8	31.6	0	2	15.8	31.6
	Non-Consensual Distribution of Intimate Images	1	1	15.8	15.8	0	1	15.8	15.8
	Aggravated Assault-Level 3	4	6	15.8	94.8	1	1	15.8	15.8
	Assault With Weapon or Causing Bodily Harm-Level 2	5	22	15.8	347.6	16	25	15.8	395.0
	Assault-Level 1	29	95	15.8	1,501.0	28	64	15.8	1,011.2
	Assault Peace Officer Aggravated	1	1	15.8	15.8	0	0		0.0
	Forcible confinement	0	2	15.8	31.6	0	0		0.0
	Robbery -Master code	0	0		0.0	1	1	15.8	15.8
	Robbery, With Threat of Violence	1	3	15.8	47.4	1	1	15.8	15.8
	Extortion	0	1	15.8	15.8	0	0		0.0
	Criminal Harassment	7	16	15.8	252.8	8	12	15.8	189.6
	Criminal Harassment - Offender Unknown	0	0		0.0	0	1	15.8	15.8
	Indecent/Harassing Communications	1	9	15.8	142.2	3	5	15.8	79.0
	Utter Threats -Master code	2	4	15.8	63.2	5	7	15.8	110.6
	Utter Threats to Person	11	22	15.8	347.6	4	12	15.8	189.6
	Utter Threats to Person -Police Officer	0	1	15.8	15.8	1	1	15.8	15.8
	Counsel/Aid/Abet Person to commit suicide	0	1	15.8	15.8	0	0		0.0
	Total	71	217	15.8	3,428.6	78	151	15.8	2,385.8
Property Crime Violations	Arson - Building	1	1	6.4	6.4	0	0		0.0
	Break & Enter	4	17	6.4	108.8	20	29	6.4	185.6
	Unlawful in a dwelling house	1	2	6.4	12.8	0	0		0.0
	Theft Over -master code	0	2	6.4	12.8	1	2	6.4	12.8
	Theft Over - Bicycles	0	0		0.0	1	1	6.4	6.4
	Theft Over - Persons	1	1	6.4	6.4	0	0		0.0
	Theft Over - Other Theft	0	1	6.4	6.4	0	0		0.0



Calls For Service (CFS) Billing Summary Report

Dryden
July to September - 2023

Billing Categories (Billing categories below do not match traditional crime groupings)		2023				2022			
		July to September	Year to Date	Time Standard	Year To Date Weighted Hours	July to September	Year to Date	Time Standard	Year To Date Weighted Hours
Property Crime Violations	Theft FROM Motor Vehicle Over \$5,000	0	1	6.4	6.4	0	0		0.0
	Theft of Motor Vehicle	2	4	6.4	25.6	0	1	6.4	6.4
	Theft of - Automobile	1	1	6.4	6.4	0	0		0.0
	Theft Under -master code	7	24	6.4	153.6	16	20	6.4	128.0
	Theft under - Bicycles	2	5	6.4	32.0	2	3	6.4	19.2
	Theft under - Building	0	0		0.0	1	2	6.4	12.8
	Theft under - Persons	3	4	6.4	25.6	2	5	6.4	32.0
	Theft under - Trailers	0	0		0.0	0	1	6.4	6.4
	Theft under - Other Theft	10	25	6.4	160.0	19	29	6.4	185.6
	Theft Under - Gasoline Drive-off	2	2	6.4	12.8	2	3	6.4	19.2
	Theft FROM Motor Vehicle Under \$5,000	2	10	6.4	64.0	1	12	6.4	76.8
	Theft Under \$5,000 [SHOPLIFTING]	21	38	6.4	243.2	23	61	6.4	390.4
	Possession of Stolen Goods over \$5,000	0	1	6.4	6.4	0	1	6.4	6.4
	Possession of Stolen Goods under \$5,000	1	2	6.4	12.8	1	2	6.4	12.8
	Fraud -Master code	3	16	6.4	102.4	1	2	6.4	12.8
	Fraud - Steal/Forge/Poss./ Use Credit Card	0	0		0.0	1	1	6.4	6.4
	Fraud - False Pretence <= \$5,000	1	2	6.4	12.8	0	1	6.4	6.4
	Fraud - Forgery & Uttering	0	0		0.0	0	1	6.4	6.4
	Fraud - Fraud through mails	0	0		0.0	2	2	6.4	12.8
	Fraud -Money/ property/security > \$5,000	2	4	6.4	25.6	0	0		0.0
	Fraud -Money/ property/security <= \$5,000	9	21	6.4	134.4	1	8	6.4	51.2
	Fraud - Other	2	7	6.4	44.8	2	9	6.4	57.6
	Personation with Intent (fraud)	0	1	6.4	6.4	0	0		0.0
	Fraud - False Pretence > \$5,000	1	1	6.4	6.4	0	0		0.0



Calls For Service (CFS) Billing Summary Report

Dryden
July to September - 2023

Billing Categories <i>(Billing categories below do not match traditional crime groupings)</i>		2023				2022			
		July to September	Year to Date	Time Standard	Year To Date Weighted Hours	July to September	Year to Date	Time Standard	Year To Date Weighted Hours
Property Crime Violations	Mischief - master code	21	52	6.4	332.8	20	58	6.4	371.2
	Mischief [Graffiti - Non Gang Related]	3	4	6.4	25.6	1	1	6.4	6.4
	Interfere with lawful use, enjoyment of property	1	4	6.4	25.6	4	5	6.4	32.0
	Altering/Destroying/ Removing a vehicle identification number	0	1	6.4	6.4	0	0		0.0
	Property Damage	3	6	6.4	38.4	6	11	6.4	70.4
	Total	104	260	6.4	1,664.0	127	271	6.4	1,734.4
Other Criminal Code Violations (Excluding traffic)	Possess Firearm while prohibited	0	1	7.5	7.5	0	4	7.5	30.0
	Offensive Weapons- Possession of Weapons	1	4	7.5	30.0	3	5	7.5	37.5
	Offensive Weapons- Carry concealed	0	1	7.5	7.5	0	0		0.0
	Offensive Weapons- Prohibited	1	3	7.5	22.5	0	0		0.0
	Offensive Weapons- Other Offensive Weapons	0	1	7.5	7.5	0	1	7.5	7.5
	Offensive Weapons- False Statements	0	0		0.0	1	1	7.5	7.5
	Offensive Weapons- Other Weapons Offences	0	0		0.0	1	3	7.5	22.5
	Bail Violations - Master code	0	3	7.5	22.5	2	3	7.5	22.5
	Bail Violations - Fail To Comply	17	60	7.5	450.0	18	43	7.5	322.5
	Bail Violations - Others	0	1	7.5	7.5	1	1	7.5	7.5
	Possession Of Counterfeit Money	0	0		0.0	1	1	7.5	7.5
	Uttering Counterfeit Money	0	1	7.5	7.5	0	1	7.5	7.5
	Disturb the Peace	9	42	7.5	315.0	19	31	7.5	232.5
	Indecent acts - Master code	1	4	7.5	30.0	2	3	7.5	22.5
	Indecent acts -Other	0	0		0.0	2	3	7.5	22.5
	Child Pornography - Import/distribute child pornography	0	1	7.5	7.5	0	0		0.0
	Child Pornography - Possess child pornography	0	0		0.0	0	1	7.5	7.5



Calls For Service (CFS) Billing Summary Report

Dryden July to September - 2023

Billing Categories (Billing categories below do not match traditional crime groupings)		2023				2022			
		July to September	Year to Date	Time Standard	Year To Date Weighted Hours	July to September	Year to Date	Time Standard	Year To Date Weighted Hours
Other Criminal Code Violations (Excluding traffic)	Obstruct Public Peace Officer	0	0		0.0	2	2	7.5	15.0
	Trespass at Night	2	4	7.5	30.0	0	0		0.0
	Breach of Probation	6	17	7.5	127.5	2	11	7.5	82.5
	Utter Threats to Property / Animals	0	1	7.5	7.5	0	0		0.0
	Frauds upon Government (fraud-corruption)	0	0		0.0	0	1	7.5	7.5
	Public mischief - mislead peace officer	0	0		0.0	1	1	7.5	7.5
	Common nuisance	0	0		0.0	1	1	7.5	7.5
	Utter Threats to damage property **INACTIVE**	0	0		0.0	0	1	7.5	7.5
	Possession of Burglary Tools	0	1	7.5	7.5	0	0		0.0
	Animals - Kill or injure **INACTIVE**	0	0		0.0	0	1	7.5	7.5
	Total	37	145	7.5	1,087.5	56	119	7.5	892.5
Drug Possession	Possession Cocaine	2	4	7.1	28.4	1	2	7.1	14.2
	Possession Other Controlled Drugs and Substance Act	2	9	7.1	63.9	2	7	7.1	49.7
	Possession - Methamphetamine (Crystal Meth)	2	5	7.1	35.5	3	5	7.1	35.5
	Possession û Opioid (other than heroin)	0	2	7.1	14.2	0	0		0.0
	Drug related occurrence	1	13	7.1	92.3	3	17	7.1	120.7
	Total	7	33	7.1	234.3	9	31	7.1	220.1
Drugs	Trafficking Cocaine	3	8	68.0	544.0	1	8	68.0	544.0
	Trafficking Other Controlled Drugs and Substance Act	0	2	68.0	136.0	0	4	68.0	272.0
	Trafficking - Methamphetamine (Crystal Meth)	1	5	68.0	340.0	0	2	68.0	136.0
	Trafficking û Opioid (other than heroin)	0	1	68.0	68.0	0	0		0.0
	Total	4	16	68.0	1,088.0	1	14	68.0	952.0
Statutes & Acts	Youth Criminal Justice Act (YCJA)	0	1	3.4	3.4	0	0		0.0
	Landlord/Tenant	4	18	3.4	61.2	6	29	3.4	98.6
	Mental Health Act	33	114	3.4	387.6	43	92	3.4	312.8



Calls For Service (CFS) Billing Summary Report

Dryden July to September - 2023

Billing Categories (Billing categories below do not match traditional crime groupings)		2023				2022			
		July to September	Year to Date	Time Standard	Year To Date Weighted Hours	July to September	Year to Date	Time Standard	Year To Date Weighted Hours
Statutes & Acts	Mental Health Act - No contact with Police	1	8	3.4	27.2	1	4	3.4	13.6
	Mental Health Act - Attempt Suicide	10	35	3.4	119.0	22	53	3.4	180.2
	Mental Health Act - Threat of Suicide	15	57	3.4	193.8	33	60	3.4	204.0
	Mental Health Act - Voluntary Transport	4	25	3.4	85.0	12	28	3.4	95.2
	Mental Health Act - Placed on Form	0	5	3.4	17.0	2	2	3.4	6.8
	Mental Health Act - Apprehension	11	21	3.4	71.4	3	6	3.4	20.4
	Trespass To Property Act	35	94	3.4	319.6	36	101	3.4	343.4
	Family Law Act - Restraining order	1	1	3.4	3.4	0	0		0.0
	Total	114	379	3.4	1,288.6	158	375	3.4	1,275.0
Operational	Animal -Master code	2	4	3.8	15.2	0	0		0.0
	Animal - Left in Vehicle	1	4	3.8	15.2	3	6	3.8	22.8
	Animal Bite	0	1	3.8	3.8	1	3	3.8	11.4
	Animal Stray	7	14	3.8	53.2	7	19	3.8	72.2
	Animal Injured	8	22	3.8	83.6	8	18	3.8	68.4
	Animal - Other	3	5	3.8	19.0	2	4	3.8	15.2
	Animal - Dog Owners Liability Act	0	1	3.8	3.8	0	1	3.8	3.8
	Alarm -Master code	0	0		0.0	0	1	3.8	3.8
	Domestic Disturbance	37	112	3.8	425.6	31	81	3.8	307.8
	Suspicious Person	66	169	3.8	642.2	76	178	3.8	676.4
	Phone -Master code	1	6	3.8	22.8	0	1	3.8	3.8
	Phone -Nuisance - No Charges Laid	0	5	3.8	19.0	2	4	3.8	15.2
	Phone -Threatening - No Charges Laid	1	1	3.8	3.8	2	2	3.8	7.6
	Phone -Other - No Charges Laid	2	6	3.8	22.8	1	6	3.8	22.8
	Text- related Incident (Texting)	0	0		0.0	0	1	3.8	3.8
	Fire -master code	1	1	3.8	3.8	0	0		0.0
	Fire - Building	2	4	3.8	15.2	2	10	3.8	38.0
	Fire - Vehicle	0	0		0.0	0	1	3.8	3.8
	Fire - Other	2	11	3.8	41.8	1	2	3.8	7.6
	Insecure Condition - Master code	0	1	3.8	3.8	3	11	3.8	41.8



Calls For Service (CFS) Billing Summary Report

Dryden July to September - 2023

Billing Categories (Billing categories below do not match traditional crime groupings)		2023				2022			
		July to September	Year to Date	Time Standard	Year To Date Weighted Hours	July to September	Year to Date	Time Standard	Year To Date Weighted Hours
Operational	Insecure Condition - Building	1	1	3.8	3.8	2	4	3.8	15.2
	Missing Person - Master code	3	7	3.8	26.6	2	2	3.8	7.6
	Missing Person under 12	0	2	3.8	7.6	0	0		0.0
	Missing Person 12 & older	9	20	3.8	76.0	4	11	3.8	41.8
	Missing Person Located Under 12	3	3	3.8	11.4	4	5	3.8	19.0
	Missing Person Located 12 & older	14	45	3.8	171.0	11	23	3.8	87.4
	Missing Person Located 12 & older - Foul play suspected	0	0		0.0	0	1	3.8	3.8
	Noise Complaint - Master code	15	46	3.8	174.8	18	44	3.8	167.2
	Noise Complaint - Vehicle	2	2	3.8	7.6	0	0		0.0
	Noise Complaint - Residence	2	7	3.8	26.6	1	1	3.8	3.8
	Noise Complaint - Business	0	3	3.8	11.4	0	0		0.0
	Noise Complaint - Animal	2	5	3.8	19.0	2	4	3.8	15.2
	Noise Complaint - Others	2	3	3.8	11.4	2	4	3.8	15.2
	Found Property - Master code	24	58	3.8	220.4	17	46	3.8	174.8
	Found - Computer, parts & accessories	0	0		0.0	0	1	3.8	3.8
	Found-Personal Accessories	0	2	3.8	7.6	1	2	3.8	7.6
	Found-Household Property	0	0		0.0	1	2	3.8	7.6
	Found-Sporting Goods, Hobby Equip.	1	1	3.8	3.8	0	0		0.0
	Found-Bicycles	1	1	3.8	3.8	0	1	3.8	3.8
	Found-Others	0	2	3.8	7.6	0	0		0.0
	Lost Property - Master code	11	29	3.8	110.2	9	20	3.8	76.0
	Lost License Plate	1	1	3.8	3.8	2	2	3.8	7.6
	Lost - Computer, parts & accessories	1	1	3.8	3.8	0	0		0.0
	Lost-Personal Accessories	2	4	3.8	15.2	1	1	3.8	3.8
	Lost-Household Property	0	3	3.8	11.4	2	3	3.8	11.4



Calls For Service (CFS) Billing Summary Report

Dryden July to September - 2023

Billing Categories (Billing categories below do not match traditional crime groupings)		2023				2022			
		July to September	Year to Date	Time Standard	Year To Date Weighted Hours	July to September	Year to Date	Time Standard	Year To Date Weighted Hours
Operational	Lost-Radio,TV,Sound-Reprod. Equip.	0	0		0.0	1	1	3.8	3.8
	Lost-Others	0	1	3.8	3.8	1	2	3.8	7.6
	Sudden Death - master code	0	0		0.0	1	1	3.8	3.8
	Sudden Death - Suicide	0	2	3.8	7.6	0	0		0.0
	Sudden Death - Natural Causes	2	11	3.8	41.8	4	10	3.8	38.0
	Sudden Death - Others	0	3	3.8	11.4	0	0		0.0
	Sudden Death - Apparent Overdose-Overdose	0	0		0.0	1	3	3.8	11.4
	Suspicious Vehicle	8	35	3.8	133.0	10	32	3.8	121.6
	Trouble with Youth	38	138	3.8	524.4	22	52	3.8	197.6
	Medical Assistance - Master code	0	5	3.8	19.0	2	6	3.8	22.8
	Medical Assistance - Defibrillator	0	0		0.0	0	1	3.8	3.8
	Medical Assistance - Other	1	15	3.8	57.0	2	4	3.8	15.2
	Vehicle Recovered - Automobile	0	0		0.0	0	1	3.8	3.8
	Vehicle Recovered - Trucks	0	0		0.0	0	2	3.8	7.6
	Vehicle Recovered - All Terrain Veh	0	1	3.8	3.8	0	0		0.0
	Unwanted Persons	95	276	3.8	1,048.8	101	300	3.8	1,140.0
	Neighbour Dispute	20	56	3.8	212.8	16	35	3.8	133.0
	By-Law -Master code	0	0		0.0	1	1	3.8	3.8
	Dogs By-Law	0	0		0.0	0	1	3.8	3.8
	Loitering By-Law	0	0		0.0	0	1	3.8	3.8
	Other Municipal By-Laws	2	5	3.8	19.0	0	0		0.0
	Traffic By-Law	0	1	3.8	3.8	0	0		0.0
	Overdose/Suspected Overdose - Opioid Related	1	3	3.8	11.4	1	1	3.8	3.8
	Overdose/Suspected Overdose - Naloxone by Police	1	1	3.8	3.8	0	0		0.0
	Assist Fire Department	5	6	3.8	22.8	0	4	3.8	15.2
	Assist Public	103	313	3.8	1,189.4	85	227	3.8	862.6



Calls For Service (CFS) Billing Summary Report

Dryden
July to September - 2023

Billing Categories (Billing categories below do not match traditional crime groupings)		2023				2022			
		July to September	Year to Date	Time Standard	Year To Date Weighted Hours	July to September	Year to Date	Time Standard	Year To Date Weighted Hours
Operational	Distressed/Overdue Motorist	1	2	3.8	7.6	1	1	3.8	3.8
	Compassionate Message	0	1	3.8	3.8	0	0		0.0
	Family Dispute	23	81	3.8	307.8	43	78	3.8	296.4
	Suspicious Package	0	1	3.8	3.8	0	0		0.0
	Protest - Demonstration	0	1	3.8	3.8	1	1	3.8	3.8
	Total	527	1,571	3.8	5,969.8	511	1,291	3.8	4,905.8
Operational2	False Alarm-Accidental Trip	0	0		0.0	1	1	1.4	1.4
	False Alarm-Malfunction	1	1	1.4	1.4	1	1	1.4	1.4
	False Holdup Alarm-Accidental Trip	11	27	1.4	37.8	10	23	1.4	32.2
	False Alarm -Others	67	159	1.4	222.6	47	109	1.4	152.6
	False Alarm - Cancelled	1	1	1.4	1.4	0	0		0.0
	Keep the Peace	35	94	1.4	131.6	32	70	1.4	98.0
	911 call / 911 hang up	10	39	1.4	54.6	12	29	1.4	40.6
	911 call - Dropped Cell	17	66	1.4	92.4	15	25	1.4	35.0
	Total	142	387	1.4	541.8	118	258	1.4	361.2
Traffic	MVC (MOTOR VEHICLE COLLISION) -Master code	3	13	3.7	48.1	6	11	3.7	40.7
	MVC - Personal Injury (MOTOR VEHICLE COLLISION)	0	1	3.7	3.7	3	4	3.7	14.8
	MVC - Prop. Dam. Non Reportable	12	41	3.7	151.7	12	34	3.7	125.8
	MVC - Prop. Dam. Reportable (MOTOR VEHICLE COLLISION)	22	68	3.7	251.6	33	81	3.7	299.7
	MVC - Prop. Dam. Failed to Remain (MOTOR VEHICLE COLLISION)	2	7	3.7	25.9	3	8	3.7	29.6
	MVC - Pers. Inj. Failed To Remain (MOTOR VEHICLE COLLISION)	0	0		0.0	1	1	3.7	3.7
	MVC - Others (MOTOR VEHICLE COLLISION)	0	1	3.7	3.7	1	3	3.7	11.1



Calls For Service (CFS) Billing Summary Report

Dryden July to September - 2023

Billing Categories (Billing categories below do not match traditional crime groupings)		2023				2022			
		July to September	Year to Date	Time Standard	Year To Date Weighted Hours	July to September	Year to Date	Time Standard	Year To Date Weighted Hours
Traffic	Total	39	131	3.7	484.7	59	142	3.7	525.4
Total		1,045	3,139		15,787.3	1,117	2,652		13,252.2

Note to Detachment Commanders:

- The content of each report is to be shared by the Detachment Commander only with the municipality for which it was generated. The municipality may treat this as a public document and distribute it as they wish.
- All data is sourced from the Niche RMS application. Included are 'reported' occurrences (actuals and unfounded occurrences) for 'billable' occurrences ONLY. Data is refreshed on a weekly basis.
- The Traffic category includes motor vehicle collision (MVC) occurrences entered into Niche (UCR code 8521). MVCs are NOT sourced from the eCRS application for this report.
- Only the primary violation is counted within an occurrence.
- Time standards displayed are for the 2023 billing period.

Note to Municipalities:

- Data contained within this report is dynamic in nature and numbers will change over time as the Ontario Provincial Police continues to investigate and solve crime.
- This report is NOT to be used for crime trend analysis as not all occurrences are included.
- Data groupings within this report do not match traditional crime groupings seen in other public reports such as the OPP Police Services Board reports or Statistics Canada reporting.