

---

# CITY OF DRYDEN

## Police Services Board Detachment Commander's Report



October - December  
2023 Fourth Quarter Report

***Forging strong and effective partnerships with  
our communities***

***Presented: February 26, 2024***

**Police Services Board Report for City of Dryden**  
**2023/Oct to 2023/Dec**

<b>Public Complaints</b>	
Policy	0
Service	1
Conduct	0

**Date information collected from Professional Standards Bureau Commander Reports:** 2024-02-12

**Data Source**

Ontario Provincial Police, Professional Standards Bureau Commander Reports

- Includes all public policy, service and conduct complaints submitted to the Office of the Independent Police Review Director (OIPRD)

<b>Secondary Employment</b>
-----------------------------

<b>Intelligence Led Policing - Crime Abatement Strategy</b>	
Number of Offenders in Program	22
Number of Offenders Charged	7
Number of Charges Laid	15
Number of Checks Performed	37

**Date information was collected from Records Management System:** 2024-02-12

<b>Daily Activity Reporting Patrol Hours</b>	
<b>Total Hours</b>	<b>2023/Oct to 2023/Dec</b>
Number of Cruiser Patrol Hours	1,293.25
Number of Motorcycle Patrol Hours	0.00
Number of Marine Patrol Hours	0.00
Number of ATV Patrol Hours	12.75
Number of Snowmobile Patrol Hours	0.00
Number of Bicycle Patrol Hours	0.00
Number of Foot Patrol Hours	350.75
Number of School Patrol Hours	21.00

**Data source (Daily Activity Reporting System) date:** 2024/02/08

<b>Staffing Updates</b>	
Promotions:	Acting Detective Sergeant Jared OLSEN was successful in Community Street Crime Unit competition to Sergeant.
Awards:	Detective Sergeant Jared OLSEN was awarded "Officer of the Year" award.
Recognition:	Members are recognized daily.

<b>Detachment Initiatives</b>
-------------------------------

**Detachment:** 2C - DRYDEN

**Location code(s):** 2C00 - DRYDEN

**Area code(s):** 2002 - City of Dryden PS

**Report Generated by:**  
Mawby, Wendy

**Report Generated on:**  
12-Feb-24 1:29:44 PM  
PP-CSC-Operational Planning-4300

**Police Services Board Report for City of Dryden**  
**2023/Oct to 2023/Dec**

Crime and Traffic Campaigns/Initiatives:	Thanksgiving Traffic Campaign - second in the Province - 227 PON's & 81 warnings.
Other:	Wabigoon Fire Hall Family Safety Night, Lock Down Fire Drill along with City of Dryden, Participated in Mental Illness Awareness Week, Participated in Dryden Fall Fest, Dryden High School Homecoming, Halloween Safety at Schools – Open Roads, St. Joseph School, Ride along with City of Dryden Mayor and Councillor, Community Table, Remembrance Day Ceremonies, Trunk or Treat, Rotary Winter Clothing Collection, Smile Cookie Day, Midnight Madness Foot Patrols, Festive Ride Videos, Bottle Drive for Boots on the Ground, Dryden Christmas Parade, Sliding with St. Joseph School, Explore Dryden Video, Stuff a Cruiser, National Day of Remembrance and Action on Violence Against Women, Dryden Friendship Centre Christmas Feast & Dryden Situation Table

**Detachment Emergency Planning Activities**

**Detachment:** 2C - DRYDEN

**Location code(s):** 2C00 - DRYDEN

**Area code(s):** 2002 - City of Dryden PS

**Report Generated by:**  
Mawby, Wendy

**Report Generated on:**

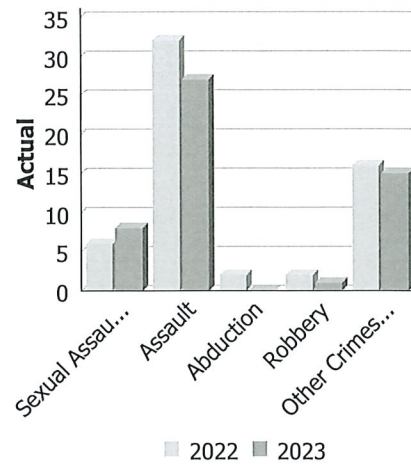
12-Feb-24 1:29:44 PM

PP-CSC-Operational Planning-4300

**Police Services Board Report for City of Dryden**  
**Records Management System**  
**October to December - 2023**

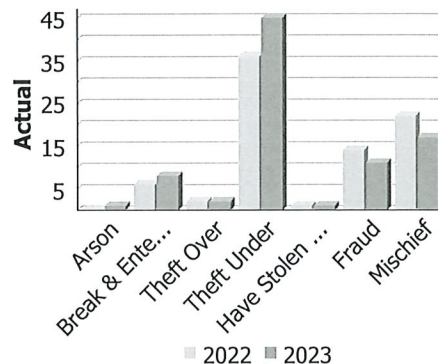
**Violent Crime**

Actual	October to December			Year to Date - December		
	2022	2023	% Change	2022	2023	% Change
Murder	0	0	--	2	1	-50.0%
Other Offences Causing Death	0	0	--	0	0	--
Attempted Murder	0	0	--	0	1	--
Sexual Assault	6	8	33.3%	23	41	78.3%
Assault	32	27	-15.6%	117	149	27.4%
Abduction	2	0	-100.0%	2	3	50.0%
Robbery	2	1	-50.0%	4	4	0.0%
Other Crimes Against a Person	16	15	-6.2%	46	65	41.3%
<b>Total</b>	<b>58</b>	<b>51</b>	<b>-12.1%</b>	<b>194</b>	<b>264</b>	<b>36.1%</b>



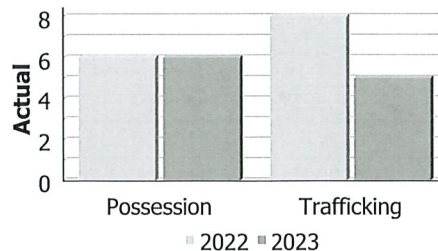
**Property Crime**

Actual	October to December			Year to Date - December		
	2022	2023	% Change	2022	2023	% Change
Arson	0	1	--	0	2	--
Break & Enter	6	8	33.3%	33	26	-21.2%
Theft Over	2	2	0.0%	5	9	80.0%
Theft Under	36	45	25.0%	162	154	-4.9%
Have Stolen Goods	1	1	0.0%	3	4	33.3%
Fraud	14	11	-21.4%	37	59	59.5%
Mischief	22	17	-22.7%	83	79	-4.8%
<b>Total</b>	<b>81</b>	<b>85</b>	<b>4.9%</b>	<b>323</b>	<b>333</b>	<b>3.1%</b>



**Drug Crime**

Actual	October to December			Year to Date - December		
	2022	2023	% Change	2022	2023	% Change
Possession	6	6	0.0%	17	23	35.3%
Trafficking	8	5	-37.5%	22	20	-9.1%
Importation and Production	0	0	--	0	0	--
<b>Total</b>	<b>14</b>	<b>11</b>	<b>-21.4%</b>	<b>39</b>	<b>43</b>	<b>10.3%</b>



**Detachment:** 2C - DRYDEN

**Location code(s):** 2C00 - DRYDEN

**Area code(s):** 2002 - City of Dryden

**Data source date:**

2024/02/10

**Report Generated by:**

Mawby, Wendy

**Report Generated on:**

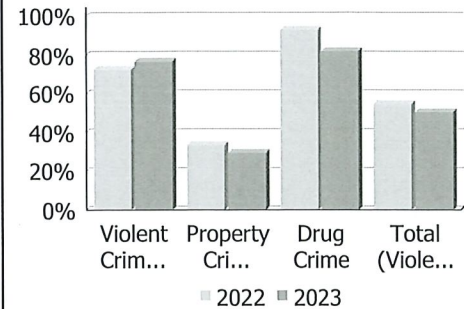
12-Feb-24 1:28:19 PM

PP-CSC-Operational Planning-4300

**Police Services Board Report for City of Dryden**  
**Records Management System**  
**October to December - 2023**

**Clearance Rate**

Clearance Rate	October to December			Year to Date - December		
	2022	2023	Difference	2022	2023	Difference
Violent Crime	72.4%	76.5%	4.1%	72.7%	76.5%	3.8%
Property Crime	33.3%	29.4%	-3.9%	30.6%	31.8%	1.2%
Drug Crime	92.9%	81.8%	-11.0%	79.5%	86.0%	6.6%
<b>Total (Violent, Property &amp; Drug)</b>	<b>54.5%</b>	<b>50.3%</b>	<b>-4.2%</b>	<b>49.8%</b>	<b>54.9%</b>	<b>5.1%</b>



Data contained within this report is dynamic in nature and numbers will change over time as the Ontario Provincial Police continue to investigate and solve crime.

**Data Utilized**

- Major Crimes
- Niche RMS All Offence Level Business Intelligence Cube

**Detachment:** 2C - DRYDEN

**Location code(s):** 2C00 - DRYDEN

**Area code(s):** 2002 - City of Dryden

**Data source date:**

2024/02/10

**Report Generated by:**

Mawby, Wendy

**Report Generated on:**

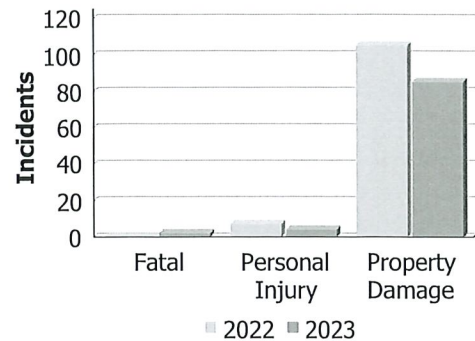
12-Feb-24 1:28:19 PM

PP-CSC-Operational Planning-4300

**Police Services Board Report for City of Dryden**  
**Collision Reporting System**  
**October to December - 2023**

**Motor Vehicle Collisions by Type**

Incidents	October to December			Year to Date - December		
	2022	2023	% Change	2022	2023	% Change
Fatal	0	2	--	0	4	--
Personal Injury	7	4	-42.9%	22	20	-9.1%
Property Damage	105	85	-19.0%	343	280	-18.4%
<b>Total</b>	<b>112</b>	<b>91</b>	<b>-18.8%</b>	<b>365</b>	<b>304</b>	<b>-16.7%</b>



**Data Utilized**

- SQL online application reporting system – OPP CRS 2.3.09
- Collision Reporting System Business Intelligence Cube

**Detachment:** 2C - DRYDEN  
**Location code(s):** 2C00-DRYDEN  
**Data source date:**  
 2024/02/06

**Report Generated by:**  
 Mawby, Wendy

**Report Generated on:**  
 7-Feb-24 1:15:51 PM  
 PP-CSC-Operational Planning-4300



## Calls For Service (CFS) Billing Summary Report

**Dryden**  
**October to December - 2023**

Billing Categories (Billing categories below do not match traditional crime groupings)	2023				2022			
	October to December	Year to Date	Time Standard	Year To Date Weighted Hours	October to December	Year to Date	Time Standard	Year To Date Weighted Hours
Violent Criminal Code	53	283	15.4	4,358.2	67	218	15.4	3,357.2
Property Crime Violations	89	355	6.3	2,236.5	96	366	6.3	2,305.8
Other Criminal Code Violations (Excluding traffic)	52	200	7.3	1,460.0	47	164	7.3	1,197.2
Drug Possession	9	42	6.9	289.8	11	42	6.9	289.8
Drugs	5	21	80.6	1,692.6	9	23	80.6	1,853.8
Statutes & Acts	128	513	3.5	1,795.5	109	485	3.5	1,697.5
Operational	544	2,118	3.8	8,048.4	470	1,761	3.8	6,691.8
Operational2	102	488	1.5	732.0	125	383	1.5	574.5
Traffic	47	178	3.8	676.4	72	214	3.8	813.2
<b>Total</b>	<b>1,029</b>	<b>4,198</b>		<b>21,289.4</b>	<b>1,006</b>	<b>3,656</b>		<b>18,780.8</b>

### Note to Detachment Commanders:

- The content of each report is to be shared by the Detachment Commander only with the municipality for which it was generated. The municipality may treat this as a public document and distribute it as they wish.
- All data is sourced from the Niche RMS application. Included are 'reported' occurrences (actuals and unfounded occurrences) for 'billable' occurrences ONLY. Data is refreshed on a weekly basis.
- The Traffic category includes motor vehicle collision (MVC) occurrences entered into Niche (UCR code 8521). MVCs are NOT sourced from the eCRS application for this report.
- Only the primary violation is counted within an occurrence.
- Time standards displayed are for the 2023 billing period.

### Note to Municipalities:

- Data contained within this report is dynamic in nature and numbers will change over time as the Ontario Provincial Police continues to investigate and solve crime.
- This report is NOT to be used for crime trend analysis as not all occurrences are included.
- Data groupings within this report do not match traditional crime groupings seen in other public reports such as the OPP Police Services Board reports or Statistics Canada reporting.



## Calls For Service (CFS) Billing Summary Report

### Dryden October to December - 2023

Billing Categories (Billing categories below do not match traditional crime groupings)		2023				2022			
		October to December	Year to Date	Time Standard	Year To Date Weighted Hours	October to December	Year to Date	Time Standard	Year To Date Weighted Hours
Violent Criminal Code	Murder 2nd Degree	0	1	15.4	15.4	0	2	15.4	30.8
	Attempted Murder	0	1	15.4	15.4	0	0		0.0
	Sexual Assault With a Weapon	0	0		0.0	2	2	15.4	30.8
	Sexual Assault	7	36	15.4	554.4	5	21	15.4	323.4
	Sexual Interference	2	7	15.4	107.8	1	3	15.4	46.2
	Voyeurism	0	1	15.4	15.4	0	0		0.0
	Non-Consensual Distribution of Intimate Images	1	2	15.4	30.8	0	1	15.4	15.4
	Aggravated Assault-Level 3	0	6	15.4	92.4	1	2	15.4	30.8
	Assault With Weapon or Causing Bodily Harm-Level 2	3	26	15.4	400.4	7	32	15.4	492.8
	Assault-Level 1	21	123	15.4	1,894.2	24	88	15.4	1,355.2
	Assault Peace Officer	3	3	15.4	46.2	4	4	15.4	61.6
	Assault Peace Officer Aggravated	0	1	15.4	15.4	0	0		0.0
	Forcible confinement	0	2	15.4	30.8	2	2	15.4	30.8
	Hostage Taking	0	0		0.0	1	1	15.4	15.4
	Robbery -Master code	0	0		0.0	1	2	15.4	30.8
	Robbery, With Threat of Violence	0	3	15.4	46.2	1	2	15.4	30.8
	Robbery - Other	1	1	15.4	15.4	0	0		0.0
	Extortion	0	1	15.4	15.4	0	0		0.0
	Criminal Harassment	5	21	15.4	323.4	4	16	15.4	246.4
	Criminal Harassment - Offender Unknown	0	0		0.0	0	1	15.4	15.4
	Indecent/Harassing Communications	4	13	15.4	200.2	9	14	15.4	215.6
	Utter Threats -Master code	1	4	15.4	61.6	0	7	15.4	107.8
	Utter Threats to Person	5	29	15.4	446.6	5	17	15.4	261.8
	Utter Threats to Person -Police Officer	0	1	15.4	15.4	0	1	15.4	15.4
	Counsel/Aid/Abet Person to commit suicide	0	1	15.4	15.4	0	0		0.0
	<b>Total</b>	<b>53</b>	<b>283</b>	<b>15.4</b>	<b>4,358.2</b>	<b>67</b>	<b>218</b>	<b>15.4</b>	<b>3,357.2</b>
Property Crime Violations	Arson - Master Code	1	1	6.3	6.3	0	0		0.0
	Arson - Building	0	1	6.3	6.3	0	0		0.0



## Calls For Service (CFS) Billing Summary Report

### Dryden October to December - 2023

Billing Categories (Billing categories below do not match traditional crime groupings)		2023				2022			
		October to December	Year to Date	Time Standard	Year To Date Weighted Hours	October to December	Year to Date	Time Standard	Year To Date Weighted Hours
Property Crime Violations	Break & Enter	9	26	6.3	163.8	8	37	6.3	233.1
	Unlawful in a dwelling house	0	2	6.3	12.6	0	0		0.0
	Theft Over -master code	0	2	6.3	12.6	2	4	6.3	25.2
	Theft Over - Bicycles	0	0		0.0	0	1	6.3	6.3
	Theft Over - Other Theft	1	2	6.3	12.6	0	0		0.0
	Theft FROM Motor Vehicle Over \$5,000	0	1	6.3	6.3	0	0		0.0
	Theft Over \$5,000 [SHOPLIFTING]	1	1	6.3	6.3	0	0		0.0
	Theft of Motor Vehicle	0	4	6.3	25.2	1	2	6.3	12.6
	Theft of - Automobile	1	2	6.3	12.6	0	0		0.0
	Theft Under -master code	7	29	6.3	182.7	7	27	6.3	170.1
	Theft under - Bicycles	3	8	6.3	50.4	1	4	6.3	25.2
	Theft under - Building	1	2	6.3	12.6	1	3	6.3	18.9
	Theft under - Persons	3	6	6.3	37.8	1	6	6.3	37.8
	Theft under - Trailers	0	0		0.0	0	1	6.3	6.3
	Theft under - Other Theft	11	40	6.3	252.0	10	39	6.3	245.7
	Theft under - Boat Motor	1	1	6.3	6.3	0	0		0.0
	Theft Under - Gasoline Drive-off	1	3	6.3	18.9	1	4	6.3	25.2
	Theft FROM Motor Vehicle Under \$5,000	1	11	6.3	69.3	1	13	6.3	81.9
	Theft Under \$5,000 [SHOPLIFTING]	17	57	6.3	359.1	16	76	6.3	478.8
	Possession of Stolen Goods over \$5,000	1	2	6.3	12.6	0	1	6.3	6.3
	Possession of Stolen Goods under \$5,000	0	2	6.3	12.6	1	3	6.3	18.9
	Fraud -Master code	4	22	6.3	138.6	5	7	6.3	44.1
	Fraud - Steal/Forge/Poss./ Use Credit Card	0	0		0.0	3	4	6.3	25.2
	Fraud - False Pretence <= \$5,000	1	3	6.3	18.9	0	1	6.3	6.3
	Fraud - Forgery & Uttering	0	0		0.0	0	1	6.3	6.3
	Fraud - Fraud through mails	1	1	6.3	6.3	0	2	6.3	12.6



## Calls For Service (CFS) Billing Summary Report

### Dryden October to December - 2023

Billing Categories (Billing categories below do not match traditional crime groupings)		2023				2022			
		October to December	Year to Date	Time Standard	Year To Date Weighted Hours	October to December	Year to Date	Time Standard	Year To Date Weighted Hours
Property Crime Violations	Fraud -Money/ property/security > \$5,000	2	6	6.3	37.8	3	3	6.3	18.9
	Fraud -Money/ property/security <= \$5,000	3	24	6.3	151.2	4	12	6.3	75.6
	Fraud - Other	1	8	6.3	50.4	4	13	6.3	81.9
	Personation with Intent (fraud)	1	2	6.3	12.6	0	0		0.0
	Fraud - False Pretence > \$5,000	0	2	6.3	12.6	0	0		0.0
	Mischief - master code	12	65	6.3	409.5	22	80	6.3	504.0
	Mischief [Graffiti - Non Gang Related]	0	4	6.3	25.2	0	1	6.3	6.3
	Interfere with lawful use, enjoyment of property	3	7	6.3	44.1	2	7	6.3	44.1
	Altering/Destroying/ Removing a vehicle identification number	0	1	6.3	6.3	0	0		0.0
	Property Damage	2	7	6.3	44.1	3	14	6.3	88.2
	<b>Total</b>	<b>89</b>	<b>355</b>	<b>6.3</b>	<b>2,236.5</b>	<b>96</b>	<b>366</b>	<b>6.3</b>	<b>2,305.8</b>
Other Criminal Code Violations (Excluding traffic)	Possess Firearm while prohibited	0	1	7.3	7.3	0	4	7.3	29.2
	Offensive Weapons-Possession of Weapons	0	4	7.3	29.2	2	7	7.3	51.1
	Offensive Weapons-Carry concealed	0	1	7.3	7.3	0	0		0.0
	Offensive Weapons-Prohibited	0	3	7.3	21.9	0	0		0.0
	Offensive Weapons-Other Offensive Weapons	0	1	7.3	7.3	0	1	7.3	7.3
	Offensive Weapons-False Statements	0	0		0.0	0	1	7.3	7.3
	Offensive Weapons-Other Weapons Offences	0	0		0.0	1	4	7.3	29.2
	Bail Violations - Master code	2	5	7.3	36.5	1	4	7.3	29.2
	Bail Violations - Fail To Comply	31	91	7.3	664.3	24	65	7.3	474.5
	Bail Violations - Others	2	3	7.3	21.9	1	2	7.3	14.6
	Counterfeit Money - Master code	0	0		0.0	2	2	7.3	14.6



## Calls For Service (CFS) Billing Summary Report

### Dryden October to December - 2023

Billing Categories (Billing categories below do not match traditional crime groupings)		2023				2022			
		October to December	Year to Date	Time Standard	Year To Date Weighted Hours	October to December	Year to Date	Time Standard	Year To Date Weighted Hours
Other Criminal Code Violations (Excluding traffic)	Possession Of Counterfeit Money	0	0		0.0	0	1	7.3	7.3
	Uttering Counterfeit Money	0	1	7.3	7.3	0	1	7.3	7.3
	Disturb the Peace	7	51	7.3	372.3	8	39	7.3	284.7
	Indecent acts -Master code	1	5	7.3	36.5	1	4	7.3	29.2
	Indecent acts -Other	0	0		0.0	0	3	7.3	21.9
	Child Pornography - Import/distribute child pornography	0	1	7.3	7.3	0	0		0.0
	Child Pornography - Possess child pornography	0	0		0.0	0	1	7.3	7.3
	Public Morals	1	1	7.3	7.3	0	0		0.0
	Obstruct Public Peace Officer	2	2	7.3	14.6	4	6	7.3	43.8
	Trespass at Night	1	5	7.3	36.5	0	0		0.0
	Breach of Probation	3	21	7.3	153.3	2	13	7.3	94.9
	Utter Threats to Property / Animals	0	1	7.3	7.3	0	0		0.0
	Offensive Weapons- Careless use of firearms	1	1	7.3	7.3	0	0		0.0
	Frauds upon Government (fraud-corruption)	0	0		0.0	0	1	7.3	7.3
	Public mischief - mislead peace officer	0	0		0.0	0	1	7.3	7.3
	Common nuisance	0	0		0.0	0	1	7.3	7.3
	Utter Threats to damage property **INACTIVE**	0	0		0.0	0	1	7.3	7.3
	Possession of Burglary Tools	0	1	7.3	7.3	0	0		0.0
	Intimidation (fraud-corruption)	1	1	7.3	7.3	0	0		0.0
	Animals - Kill or injure **INACTIVE**	0	0		0.0	0	1	7.3	7.3
	Damage/injury-fail to exercise reasonable care-animals/birds	0	0		0.0	1	1	7.3	7.3
	<b>Total</b>	<b>52</b>	<b>200</b>	<b>7.3</b>	<b>1,460.0</b>	<b>47</b>	<b>164</b>	<b>7.3</b>	<b>1,197.2</b>
Drug Possession	Possession Cocaine	1	5	6.9	34.5	2	4	6.9	27.6
	Possession Other Controlled Drugs and Substance Act	5	14	6.9	96.6	1	8	6.9	55.2



## Calls For Service (CFS) Billing Summary Report

### Dryden October to December - 2023

Billing Categories (Billing categories below do not match traditional crime groupings)		2023				2022			
		October to December	Year to Date	Time Standard	Year To Date Weighted Hours	October to December	Year to Date	Time Standard	Year To Date Weighted Hours
Drug Possession	Possession - Methamphetamine (Crystal Meth)	1	6	6.9	41.4	3	8	6.9	55.2
	Possession û Opioid (other than heroin)	0	2	6.9	13.8	1	1	6.9	6.9
	Drug related occurrence	2	15	6.9	103.5	4	21	6.9	144.9
	<b>Total</b>	<b>9</b>	<b>42</b>	<b>6.9</b>	<b>289.8</b>	<b>11</b>	<b>42</b>	<b>6.9</b>	<b>289.8</b>
Drugs	Trafficking Cocaine	4	12	80.6	967.2	4	12	80.6	967.2
	Trafficking Other Controlled Drugs and Substance Act	1	3	80.6	241.8	2	6	80.6	483.6
	Trafficking - Methamphetamine (Crystal Meth)	0	5	80.6	403.0	2	4	80.6	322.4
	Trafficking û Opioid (other than heroin)	0	1	80.6	80.6	1	1	80.6	80.6
	<b>Total</b>	<b>5</b>	<b>21</b>	<b>80.6</b>	<b>1,692.6</b>	<b>9</b>	<b>23</b>	<b>80.6</b>	<b>1,853.8</b>
Statutes & Acts	Youth Criminal Justice Act (YCJA)	0	1	3.5	3.5	0	0		0.0
	Landlord/Tenant	8	26	3.5	91.0	11	40	3.5	140.0
	Mental Health Act	41	158	3.5	553.0	31	123	3.5	430.5
	Mental Health Act - No contact with Police	4	13	3.5	45.5	0	4	3.5	14.0
	Mental Health Act - Attempt Suicide	11	46	3.5	161.0	11	64	3.5	224.0
	Mental Health Act - Threat of Suicide	21	79	3.5	276.5	14	74	3.5	259.0
	Mental Health Act - Voluntary Transport	6	31	3.5	108.5	6	34	3.5	119.0
	Mental Health Act - Placed on Form	2	7	3.5	24.5	0	2	3.5	7.0
	Mental Health Act - Apprehension	3	24	3.5	84.0	7	13	3.5	45.5
	Trespass To Property Act	32	127	3.5	444.5	29	131	3.5	458.5
	Family Law Act - Restraining order	0	1	3.5	3.5	0	0		0.0
	<b>Total</b>	<b>128</b>	<b>513</b>	<b>3.5</b>	<b>1,795.5</b>	<b>109</b>	<b>485</b>	<b>3.5</b>	<b>1,697.5</b>
Operational	Animal -Master code	1	5	3.8	19.0	1	1	3.8	3.8
	Animal - Left in Vehicle	0	4	3.8	15.2	0	6	3.8	22.8
	Animal Bite	0	1	3.8	3.8	0	3	3.8	11.4
	Animal Stray	5	19	3.8	72.2	4	23	3.8	87.4
	Animal Injured	13	35	3.8	133.0	11	29	3.8	110.2
	Animal - Other	1	6	3.8	22.8	1	5	3.8	19.0



## Calls For Service (CFS) Billing Summary Report

**Dryden**  
**October to December - 2023**

Billing Categories (Billing categories below do not match traditional crime groupings)		2023				2022			
		October to December	Year to Date	Time Standard	Year To Date Weighted Hours	October to December	Year to Date	Time Standard	Year To Date Weighted Hours
Operational	Animal - Dog Owners Liability Act	0	1	3.8	3.8	0	1	3.8	3.8
	Alarm -Master code	0	0		0.0	0	1	3.8	3.8
	Domestic Disturbance	49	161	3.8	611.8	27	108	3.8	410.4
	Suspicious Person	55	223	3.8	847.4	51	229	3.8	870.2
	Homeless Person	0	0		0.0	1	1	3.8	3.8
	Phone -Master code	4	10	3.8	38.0	1	2	3.8	7.6
	Phone -Nuisance - No Charges Laid	1	6	3.8	22.8	3	7	3.8	26.6
	Phone -Obscene - No Charges Laid	1	1	3.8	3.8	0	0		0.0
	Phone -Threatening - No Charges Laid	0	1	3.8	3.8	2	4	3.8	15.2
	Phone -Other - No Charges Laid	0	6	3.8	22.8	1	7	3.8	26.6
	Text- related Incident (Texting)	0	0		0.0	0	1	3.8	3.8
	Fire -master code	0	1	3.8	3.8	0	0		0.0
	Fire - Building	1	5	3.8	19.0	3	13	3.8	49.4
	Fire - Vehicle	0	0		0.0	0	1	3.8	3.8
	Fire - Other	2	13	3.8	49.4	5	7	3.8	26.6
	Insecure Condition - Master code	5	6	3.8	22.8	5	16	3.8	60.8
	Insecure Condition - Building	0	1	3.8	3.8	0	4	3.8	15.2
	Missing Person - Master code	3	10	3.8	38.0	5	7	3.8	26.6
	Missing Person under 12	0	2	3.8	7.6	0	0		0.0
	Missing Person 12 & older	22	42	3.8	159.6	9	20	3.8	76.0
	Missing Person Located Under 12	0	3	3.8	11.4	0	5	3.8	19.0
	Missing Person Located 12 & older	46	91	3.8	345.8	22	45	3.8	171.0
	Missing Person Located 12 & older - Foul play suspected	0	0		0.0	0	1	3.8	3.8
	Noise Complaint - Master code	23	69	3.8	262.2	17	61	3.8	231.8
	Noise Complaint - Vehicle	0	2	3.8	7.6	0	0		0.0
	Noise Complaint - Residence	2	9	3.8	34.2	3	4	3.8	15.2
	Noise Complaint - Business	0	3	3.8	11.4	0	0		0.0



## Calls For Service (CFS) Billing Summary Report

### Dryden October to December - 2023

Billing Categories <i>(Billing categories below do not match traditional crime groupings)</i>		2023				2022			
		October to December	Year to Date	Time Standard	Year To Date Weighted Hours	October to December	Year to Date	Time Standard	Year To Date Weighted Hours
Operational	Noise Complaint - Animal	4	9	3.8	34.2	0	4	3.8	15.2
	Noise Complaint - Others	1	4	3.8	15.2	1	5	3.8	19.0
	Accident - non-MVC - Master code	1	1	3.8	3.8	0	0		0.0
	Accident -non MVC - Others	0	0		0.0	1	1	3.8	3.8
	Found Property - Master code	9	67	3.8	254.6	14	60	3.8	228.0
	Found - Computer, parts & accessories	0	0		0.0	0	1	3.8	3.8
	Found-Personal Accessories	0	2	3.8	7.6	2	4	3.8	15.2
	Found-Household Property	1	1	3.8	3.8	1	3	3.8	11.4
	Found-Sporting Goods, Hobby Equip.	0	1	3.8	3.8	0	0		0.0
	Found-Machinery & Tools	1	1	3.8	3.8	0	0		0.0
	Found-Bicycles	0	1	3.8	3.8	0	1	3.8	3.8
	Found-Others	0	2	3.8	7.6	0	0		0.0
	Lost Property -Master code	6	35	3.8	133.0	5	25	3.8	95.0
	Lost License Plate	0	1	3.8	3.8	0	2	3.8	7.6
	Lost - Computer, parts & accessories	0	1	3.8	3.8	0	0		0.0
	Lost-Personal Accessories	1	5	3.8	19.0	0	1	3.8	3.8
	Lost-Household Property	0	3	3.8	11.4	0	3	3.8	11.4
	Lost-Radio,TV,Sound-Reprod. Equip.	0	0		0.0	0	1	3.8	3.8
	Lost-Others	0	1	3.8	3.8	2	4	3.8	15.2
	Sudden Death - master code	0	0		0.0	0	1	3.8	3.8
	Sudden Death - Accidental	1	1	3.8	3.8	0	0		0.0
	Sudden Death - Suicide	1	3	3.8	11.4	0	0		0.0
	Sudden Death - Natural Causes	2	13	3.8	49.4	4	14	3.8	53.2
	Sudden Death - Others	1	4	3.8	15.2	1	1	3.8	3.8



## Calls For Service (CFS) Billing Summary Report

### Dryden October to December - 2023

Billing Categories (Billing categories below do not match traditional crime groupings)		2023				2022			
		October to December	Year to Date	Time Standard	Year To Date Weighted Hours	October to December	Year to Date	Time Standard	Year To Date Weighted Hours
Operational	Sudden Death - Apparent Overdose-Overdose	2	2	3.8	7.6	1	4	3.8	15.2
	Suspicious Vehicle	8	43	3.8	163.4	8	40	3.8	152.0
	Trouble with Youth	41	181	3.8	687.8	29	81	3.8	307.8
	Medical Assistance - Master code	0	5	3.8	19.0	17	23	3.8	87.4
	Medical Assistance - Defibrillator	0	0		0.0	0	1	3.8	3.8
	Medical Assistance - Other	0	15	3.8	57.0	3	7	3.8	26.6
	Vehicle Recovered - Automobile	0	0		0.0	0	1	3.8	3.8
	Vehicle Recovered - Trucks	0	0		0.0	0	2	3.8	7.6
	Vehicle Recovered - All Terrain Veh	0	1	3.8	3.8	0	0		0.0
	Unwanted Persons	79	358	3.8	1,360.4	114	414	3.8	1,573.2
	Neighbour Dispute	23	79	3.8	300.2	13	48	3.8	182.4
	By-Law -Master code	0	0		0.0	1	2	3.8	7.6
	Noise By-Law	0	0		0.0	1	1	3.8	3.8
	Dogs By-Law	0	0		0.0	0	1	3.8	3.8
	Loitering By-Law	0	0		0.0	0	1	3.8	3.8
	Other Municipal By-Laws	1	6	3.8	22.8	0	0		0.0
	Traffic By-Law	1	2	3.8	7.6	0	0		0.0
	Overdose/Suspected Overdose - Opioid Related	1	4	3.8	15.2	0	1	3.8	3.8
	Overdose/Suspected Overdose - Naloxone by Police	0	1	3.8	3.8	0	0		0.0
	Assist Fire Department	0	6	3.8	22.8	2	6	3.8	22.8
	Assist Public	106	418	3.8	1,588.4	43	270	3.8	1,026.0
	Distressed/Overdue Motorist	3	5	3.8	19.0	4	5	3.8	19.0
	Compassionate Message	0	1	3.8	3.8	0	0		0.0
	Family Dispute	16	97	3.8	368.6	29	107	3.8	406.6
	Suspicious Package	0	1	3.8	3.8	1	1	3.8	3.8
	Suspicious Substance-Odour	0	0		0.0	1	1	3.8	3.8
	Protest - Demonstration	0	1	3.8	3.8	0	1	3.8	3.8



## Calls For Service (CFS) Billing Summary Report

**Dryden**  
**October to December - 2023**

Billing Categories (Billing categories below do not match traditional crime groupings)		2023				2022			
		October to December	Year to Date	Time Standard	Year To Date Weighted Hours	October to December	Year to Date	Time Standard	Year To Date Weighted Hours
Operational	<b>Total</b>	<b>544</b>	<b>2,118</b>	<b>3.8</b>	<b>8,048.4</b>	<b>470</b>	<b>1,761</b>	<b>3.8</b>	<b>6,691.8</b>
Operational2	False Alarm-Accidental Trip	0	0		0.0	0	1	1.5	1.5
	False Alarm-Malfunction	0	1	1.5	1.5	0	1	1.5	1.5
	False Holdup Alarm-Accidental Trip	11	38	1.5	57.0	10	33	1.5	49.5
	False Alarm -Others	42	201	1.5	301.5	61	170	1.5	255.0
	False Alarm - Cancelled	0	1	1.5	1.5	1	1	1.5	1.5
	Keep the Peace	27	120	1.5	180.0	34	104	1.5	156.0
	911 call / 911 hang up	11	50	1.5	75.0	10	39	1.5	58.5
	911 call - Dropped Cell	11	77	1.5	115.5	9	34	1.5	51.0
	<b>Total</b>	<b>102</b>	<b>488</b>	<b>1.5</b>	<b>732.0</b>	<b>125</b>	<b>383</b>	<b>1.5</b>	<b>574.5</b>
Traffic	MVC (MOTOR VEHICLE COLLISION) -Master code	1	14	3.8	53.2	3	14	3.8	53.2
	MVC - Personal Injury (MOTOR VEHICLE COLLISION)	0	1	3.8	3.8	3	7	3.8	26.6
	MVC - Prop. Dam. Non Reportable	13	54	3.8	205.2	17	51	3.8	193.8
	MVC - Prop. Dam. Reportable (MOTOR VEHICLE COLLISION)	29	97	3.8	368.6	43	124	3.8	471.2
	MVC - Prop. Dam. Failed to Remain (MOTOR VEHICLE COLLISION)	4	11	3.8	41.8	6	14	3.8	53.2
	MVC - Pers. Inj. Failed To Remain (MOTOR VEHICLE COLLISION)	0	0		0.0	0	1	3.8	3.8
	MVC - Others (MOTOR VEHICLE COLLISION)	0	1	3.8	3.8	0	3	3.8	11.4
	<b>Total</b>	<b>47</b>	<b>178</b>	<b>3.8</b>	<b>676.4</b>	<b>72</b>	<b>214</b>	<b>3.8</b>	<b>813.2</b>
<b>Total</b>		<b>1,029</b>	<b>4,198</b>		<b>21,289.4</b>	<b>1,006</b>	<b>3,656</b>		<b>18,780.8</b>

### Note to Detachment Commanders:

- The content of each report is to be shared by the Detachment Commander only with the municipality for which it was generated. The municipality may treat this as a public document and distribute it as they wish.
- All data is sourced from the Niche RMS application. Included are 'reported' occurrences (actuals and unfounded occurrences) for 'billable' occurrences ONLY. Data is refreshed on a weekly basis.
- The Traffic category includes motor vehicle collision (MVC) occurrences entered into Niche (UCR code 8521). MVCs are NOT sourced from the eCRS application for this report.

Report Content Last Updated:  
2024/02/10

Report generated by:  
Mawby, Wendy

Report generated on:  
12-Feb-24 1:24:57 PM



## Calls For Service (CFS) Billing Summary Report

**Dryden**  
**October to December - 2023**

- Only the primary violation is counted within an occurrence.
- Time standards displayed are for the 2023 billing period.

### **Note to Municipalities:**

- Data contained within this report is dynamic in nature and numbers will change over time as the Ontario Provincial Police continues to investigate and solve crime.
- This report is NOT to be used for crime trend analysis as not all occurrences are included.
- Data groupings within this report do not match traditional crime groupings seen in other public reports such as the OPP Police Services Board reports or Statistics Canada reporting.

# Dryden e-Ticket Map

October - December

185 e-ticket occurrences

