
CITY OF DRYDEN

Police Services Board Detachment Commander's Report



April - June
2023 Second Quarter Report

***Forging strong and effective partnerships with
our communities***

Presented: July 25, 2023

Police Services Board Report for City of Dryden
2023/Apr to 2023/Jun

Public Complaints

Policy	0
Service	1
Conduct	0

Date information collected from Professional Standards Bureau Commander Reports: 2023-07-25

Data Source

Ontario Provincial Police, Professional Standards Bureau Commander Reports

- Includes all public policy, service and conduct complaints submitted to the Office of the Independent Police Review Director (OIPRD)

Secondary Employment

Intelligence Led Policing - Crime Abatement Strategy

Number of Offenders in Program	13
Number of Offenders Charged	10
Number of Charges Laid	42
Number of Checks Performed	28

Date information was collected from Records Management System: 2023-07-25

Daily Activity Reporting Patrol Hours

Total Hours	2023/Apr to 2023/Jun
Number of Cruiser Patrol Hours	1,515.50
Number of Motorcycle Patrol Hours	0.00
Number of Marine Patrol Hours	17.50
Number of ATV Patrol Hours	0.00
Number of Snowmobile Patrol Hours	0.00
Number of Bicycle Patrol Hours	0.00
Number of Foot Patrol Hours	433.00
Number of School Patrol Hours	14.00

Data source (Daily Activity Reporting System) date: 2023/07/01

Staffing Updates

Detachment: 2C - DRYDEN

Location code(s): 2C00 - DRYDEN

Area code(s): 2002 - City of Dryden PS

Report Generated by:
Mawby, Wendy

Report Generated on:
25-Jul-23 9:16:49 AM
PP-CSC-Operational Planning-4300

Police Services Board Report for City of Dryden
2023/Apr to 2023/Jun

Transfers:	Experienced Police Officer Constable Chris Notte transferred to Dryden from Treaty 3 Police Service. Cadet Letkeman hired as Constable; currently at Ontario Police College; thus vacant Cadet position. Two additional constable vacancies (Stemkoski/Patterson). Three new recruits coming in October 2023 (one being Letkeman) plus one in February 2024; backfill for members joining Northern Deployment Program. Experienced Police Officer lateral transfer anticipated from Red Lake in October 2023.
Promotions:	Constable Thom Stemkoski and Erin Huckell were successful in Sergeant competition.
Recognition:	Recognition letter received for Constable Fedorchuk, Chevrier, Lockwood and Pearson for a traffic stop resulting in a significant (\$35,000) property seizure. Constable Parker was nominated for Coach Officer of the Year. Constable Bembeneck was nominated for 2023 International Association of Women Police (IAWP) Recognition Award Program. Constable Jones was nominated for a Lifesaving Award for saving a life, Constable Adam Bryck for performing CPR on a person walking to play tennis and had a heart attack. Commendation for Constable Adam Bryck, Andrew Jones, Ben Wright, Chris Lockwood, Dale Gagne and Erica Kollmann for their excellent work at a homicide.
Other:	Staff Sergeant Ben Curtis took a Temporary Acting Inspector Assignment at Regional Headquarters. One Sergeant position vacant due LTIP approved – working on filling this position.

Detachment Initiatives

Number of Targeted Media Releases:	Social media posts & media releases - 62
Crime and Traffic Campaigns/Initiatives:	Easter Long Weekend Traffic Campaign - 301 Highway Traffic Act charges and 67 warnings. Canada Road Safety Week in May - 115 Highway Traffic Act charges and 43 warnings – along with marine patrol and significant volume of CFS. Canada Day Long Weekend Traffic Campaign - 237 Highway Traffic Act charges and 61 warnings.
Public Education Campaigns:	Community Services & Engagement Officers conducted marine safety, water safety, bike safety, internet safety, cell phone and the criminal consequences, anti-bullying , scam and wills and power of attorney presentations in the public schools.
Safeguard Ontario:	Provided as requested by members of the public and or businesses.
Lock It or Lose It:	Public education ongoing throughout detachment area with assistance from summer students as well as social media posts and media releases.
Other:	Held Business Community Meeting June 15, 2023. Lots of positive discussion with local business owner / operators and relationships enhanced. Assisted in organizing Indigenous People's Day, Legion Meat Draw in Memory of Dot Brown and Mervin Brownlee with over \$6,000 raised to support youth in our community, Special Olympics Torch Run with over \$2,000 raised to support athletes, submitted grant application for Mobile Crisis Response Team funding in conjunction with Dryden Regional Health Centre, Coffee with a Cop, Popsicles with the Police, Truth and Reconciliation Vehicle touring North West Region, Canada Day "Paint The Cruiser" Event, Proactive Dryden Walleye Masters patrol, Dryden Native Friendship Centre Pride Event, RAD Pride Event and The Pathway Project.

Detachment Emergency Planning Activities

Emergency Planning Activities	Inspector Adam Illman and Staff Sergeant Curtis requalified in Incident Command training as well as Acting Staff Sergeant Mitchell Davis qualified in Incident Command Training.
Continuity Of Operations Plan Status	Completed July 24, 2023.
Table-Top Exercises	Continuity of Operations Plan table top exercise was completed July 24, 2023.

Detachment: 2C - DRYDEN

Location code(s): 2C00 - DRYDEN

Area code(s): 2002 - City of Dryden PS

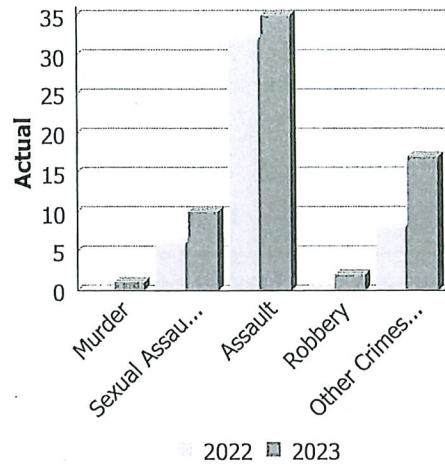
Report Generated by:
Mawby, Wendy

Report Generated on:
25-Jul-23 9:16:49 AM
PP-CSC-Operational Planning-4300

Police Services Board Report for City of Dryden
Records Management System
April to June - 2023

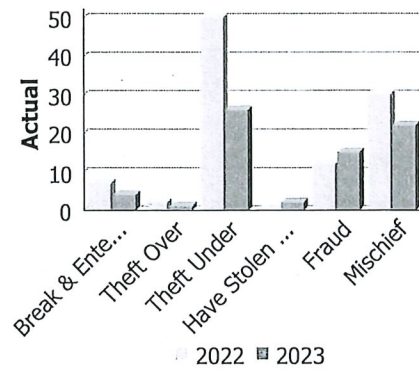
Violent Crime

Actual	April to June			Year to Date - June		
	2022	2023	% Change	2022	2023	% Change
Murder	0	1	--	1	1	0.0%
Other Offences Causing Death	0	0	--	0	0	--
Attempted Murder	0	0	--	0	0	--
Sexual Assault	6	10	66.7%	9	20	122.2%
Assault	32	35	9.4%	42	74	76.2%
Abduction	0	0	--	0	2	--
Robbery	0	2	--	0	2	--
Other Crimes Against a Person	8	17	112.5%	10	26	160.0%
Total	46	65	41.3%	62	125	101.6%



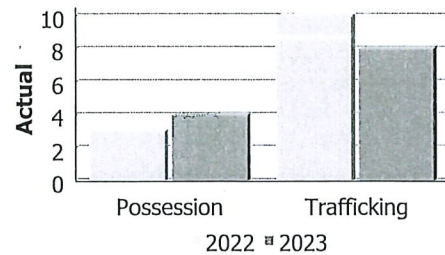
Property Crime

Actual	April to June			Year to Date - June		
	2022	2023	% Change	2022	2023	% Change
Arson	0	0	--	0	0	--
Break & Enter	7	4	-42.9%	9	11	22.2%
Theft Over	2	1	-50.0%	2	5	150.0%
Theft Under	50	26	-48.0%	65	52	-20.0%
Have Stolen Goods	0	2	--	1	2	100.0%
Fraud	12	15	25.0%	17	31	82.4%
Mischief	30	22	-26.7%	38	38	0.0%
Total	101	70	-30.7%	132	139	5.3%



Drug Crime

Actual	April to June			Year to Date - June		
	2022	2023	% Change	2022	2023	% Change
Possession	3	4	33.3%	6	10	66.7%
Trafficking	10	8	-20.0%	13	11	-15.4%
Importation and Production	0	0	--	0	0	--
Total	13	12	-7.7%	19	21	10.5%



Detachment: 2C - DRYDEN
 Location code(s): 2C00 - DRYDEN
 Area code(s): 2002 - City of Dryden
 Data source date:
 2023/07/01

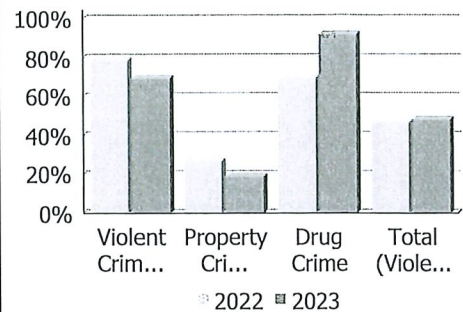
Report Generated by:
 Mawby, Wendy

Report Generated on:
 18-Jul-23 12:35:02 PM
 PP-CSC-Operational Planning-4300

Police Services Board Report for City of Dryden
Records Management System
April to June - 2023

Clearance Rate

Clearance Rate	April to June			Year to Date - June		
	2022	2023	Difference	2022	2023	Difference
Violent Crime	78.3%	69.2%	-9.0%	72.6%	65.6%	-7.0%
Property Crime	26.7%	18.6%	-8.2%	27.3%	26.6%	-0.7%
Drug Crime	69.2%	91.7%	22.4%	73.7%	85.7%	12.0%
Total (Violent, Property & Drug)	46.3%	48.0%	1.7%	45.6%	49.5%	3.9%



Data contained within this report is dynamic in nature and numbers will change over time as the Ontario Provincial Police continue to investigate and solve crime.

Data Utilized

- Major Crimes
- Niche RMS All Offence Level Business Intelligence Cube

Detachment: 2C - DRYDEN

Location code(s): 2C00 - DRYDEN

Area code(s): 2002 - City of Dryden

Data source date:

2023/07/01

Report Generated by:

Mawby, Wendy

Report Generated on:

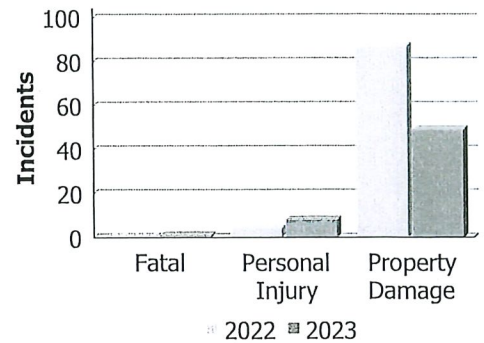
18-Jul-23 12:35:02 PM

PP-CSC-Operational Planning-4300

Police Services Board Report for City of Dryden
Collision Reporting System
April to June - 2023

Motor Vehicle Collisions by Type

Incidents	April to June			Year to Date - June		
	2022	2023	% Change	2022	2023	% Change
Fatal	0	1	--	0	1	--
Personal Injury	2	8	100.0%	7	12	71.4%
Property Damage	108	76	-43.7%	152	125	-17.8%
Total	110	85	-36.3%	159	138	-13.2%



Data Utilized

- SQL online application reporting system – OPP CRS 2.3.09
- Collision Reporting System Business Intelligence Cube

Property Damage/Personal Injury and Fatal Collisions

Separate above stats between city and highway

	Dryden City		Dryden Highway	
	2022	2023	2022	2023
PI	1	3	1	5
PD	49	35	59	41
Fatal	0	0	0	1
Total	50	38	60	47

Detachment: 2C - DRYDEN

Location code(s): 2C00-DRYDEN

Data source date:

2023/07/16

Report Generated by:

Mawby, Wendy

Report Generated on:

18-Jul-23 12:32:04 PM

PP-CSC-Operational Planning-4300



Calls For Service (CFS) Billing Summary Report

Dryden
April to June - 2023

Billing Categories (Billing categories below do not match traditional crime groupings)	2023				2022			
	April to June	Year to Date	Time Standard	Year To Date Weighted Hours	April to June	Year to Date	Time Standard	Year To Date Weighted Hours
Violent Criminal Code	71	134	15.8	2,117.2	52	71	15.8	1,121.8
Property Crime Violations	78	152	6.4	972.8	109	144	6.4	921.6
Other Criminal Code Violations (Excluding traffic)	46	100	7.5	750.0	46	63	7.5	472.5
Drug Possession	14	25	7.1	177.5	13	22	7.1	156.2
Drugs	8	12	68.0	816.0	10	13	68.0	884.0
Statutes & Acts	119	257	3.4	873.8	163	217	3.4	737.8
Operational	495	980	3.8	3,724.0	561	780	3.8	2,964.0
Operational2	135	247	1.4	345.8	107	140	1.4	196.0
Traffic	29	88	3.7	325.6	60	82	3.7	303.4
Total	995	1,995		10,102.7	1,121	1,532		7,757.3

Note to Detachment Commanders:

- The content of each report is to be shared by the Detachment Commander only with the municipality for which it was generated. The municipality may treat this as a public document and distribute it as they wish.
- All data is sourced from the Niche RMS application. Included are 'reported' occurrences (actuals and unfounded occurrences) for 'billable' occurrences ONLY. Data is refreshed on a weekly basis.
- The Traffic category includes motor vehicle collision (MVC) occurrences entered into Niche (UCR code 8521). MVCs are NOT sourced from the eCRS application for this report.
- Only the primary violation is counted within an occurrence.
- Time standards displayed are for the 2023 billing period.

Note to Municipalities:

- Data contained within this report is dynamic in nature and numbers will change over time as the Ontario Provincial Police continues to investigate and solve crime.
- This report is NOT to be used for crime trend analysis as not all occurrences are included.
- Data groupings within this report do not match traditional crime groupings seen in other public reports such as the OPP Police Services Board reports or Statistics Canada reporting.



Calls For Service (CFS) Billing Summary Report

Dryden
April to June - 2023

Billing Categories (Billing categories below do not match traditional crime groupings)		2023				2022			
		April to June	Year to Date	Time Standard	Year To Date Weighted Hours	April to June	Year to Date	Time Standard	Year To Date Weighted Hours
Violent Criminal Code	Murder 2nd Degree	1	1	15.8	15.8	0	1	15.8	15.8
	Sexual Assault	10	19	15.8	300.2	4	6	15.8	94.8
	Sexual Interference	2	2	15.8	31.6	1	2	15.8	31.6
	Non-Consensual Distribution of Intimate Images	0	0		0.0	1	1	15.8	15.8
	Aggravated Assault-Level 3	1	1	15.8	15.8	0	0		0.0
	Assault With Weapon or Causing Bodily Harm-Level 2	7	16	15.8	252.8	5	7	15.8	110.6
	Assault-Level 1	30	62	15.8	979.6	29	37	15.8	584.6
	Forcible confinement	0	2	15.8	31.6	0	0		0.0
	Robbery, With Threat of Violence	2	2	15.8	31.6	0	0		0.0
	Extortion	0	1	15.8	15.8	0	0		0.0
	Criminal Harassment	4	7	15.8	110.6	4	4	15.8	63.2
	Criminal Harassment - Offender Unknown	1	1	15.8	15.8	1	1	15.8	15.8
	Indecent/Harassing Communications	5	7	15.8	110.6	0	2	15.8	31.6
	Utter Threats -Master code	2	3	15.8	47.4	2	2	15.8	31.6
	Utter Threats to Person	5	8	15.8	126.4	5	8	15.8	126.4
	Utter Threats to Person - Police Officer	1	1	15.8	15.8	0	0		0.0
	Counsel/Aid/Abet Person to commit suicide	0	1	15.8	15.8	0	0		0.0
	Total	71	134	15.8	2,117.2	52	71	15.8	1,121.8
Property Crime Violations	Break & Enter	3	11	6.4	70.4	7	9	6.4	57.6
	Unlawful in a dwelling house	1	1	6.4	6.4	0	0		0.0
	Theft Over -master code	2	3	6.4	19.2	1	2	6.4	12.8
	Theft Over - Other Theft	1	1	6.4	6.4	0	0		0.0
	Theft FROM Motor Vehicle Over \$5,000	0	1	6.4	6.4	0	0		0.0
	Theft of Motor Vehicle	0	2	6.4	12.8	1	1	6.4	6.4
	Theft Under -master code	9	16	6.4	102.4	2	3	6.4	19.2
	Theft under - Bicycles	3	3	6.4	19.2	1	1	6.4	6.4
	Theft under - Building	0	0		0.0	0	1	6.4	6.4
	Theft under - Persons	1	1	6.4	6.4	2	3	6.4	19.2
	Theft under - Trailers	0	0		0.0	0	1	6.4	6.4
	Theft under - Other Theft	10	15	6.4	96.0	7	10	6.4	64.0
	Theft Under - Gasoline Drive-off	0	0		0.0	1	1	6.4	6.4



Calls For Service (CFS) Billing Summary Report

Dryden
April to June - 2023

Billing Categories <i>(Billing categories below do not match traditional crime groupings)</i>		2023				2022			
		April to June	Year to Date	Time Standard	Year To Date Weighted Hours	April to June	Year to Date	Time Standard	Year To Date Weighted Hours
Property Crime Violations	Theft FROM Motor Vehicle Under \$5,000	1	7	6.4	44.8	8	11	6.4	70.4
	Theft Under \$5,000 [SHOPLIFTING]	7	16	6.4	102.4	32	38	6.4	243.2
	Possession of Stolen Goods over \$5,000	1	1	6.4	6.4	1	1	6.4	6.4
	Possession of Stolen Goods under \$5,000	1	1	6.4	6.4	0	1	6.4	6.4
	Fraud -Master code	7	13	6.4	83.2	1	1	6.4	6.4
	Fraud - False Pretence <= \$5,000	0	1	6.4	6.4	1	1	6.4	6.4
	Fraud - Forgery & Uttering	0	0		0.0	1	1	6.4	6.4
	Fraud -Money/property/ security > \$5,000	0	1	6.4	6.4	0	0		0.0
	Fraud -Money/property/ security <= \$5,000	5	11	6.4	70.4	3	7	6.4	44.8
	Fraud - Other	3	5	6.4	32.0	6	7	6.4	44.8
	Personation with Intent (fraud)	0	1	6.4	6.4	0	0		0.0
	Mischief - master code	16	32	6.4	204.8	30	38	6.4	243.2
	Mischief [Graffiti - Non Gang Related]	1	1	6.4	6.4	0	0		0.0
	Interfere with lawful use, enjoyment of property	4	4	6.4	25.6	1	1	6.4	6.4
	Altering/Destroying/ Removing a vehicle identification number	1	1	6.4	6.4	0	0		0.0
	Property Damage	1	3	6.4	19.2	3	5	6.4	32.0
	Total	78	152	6.4	972.8	109	144	6.4	921.6
Other Criminal Code Violations (Excluding traffic)	Possess Firearm while prohibited	1	1	7.5	7.5	2	4	7.5	30.0
	Offensive Weapons-Possession of Weapons	2	3	7.5	22.5	1	2	7.5	15.0
	Offensive Weapons-Carry concealed	1	1	7.5	7.5	0	0		0.0
	Offensive Weapons-Prohibited	1	2	7.5	15.0	0	0		0.0
	Offensive Weapons-Other Offensive Weapons	1	1	7.5	7.5	0	1	7.5	7.5
	Offensive Weapons-Other Weapons Offences	0	0		0.0	2	2	7.5	15.0
	Bail Violations -Master code	1	3	7.5	22.5	1	1	7.5	7.5
	Bail Violations - Fail To Comply	16	37	7.5	277.5	19	25	7.5	187.5
	Bail Violations - Others	0	1	7.5	7.5	0	0		0.0



Calls For Service (CFS) Billing Summary Report

Dryden
April to June - 2023

Billing Categories <i>(Billing categories below do not match traditional crime groupings)</i>		2023				2022			
		April to June	Year to Date	Time Standard	Year To Date Weighted Hours	April to June	Year to Date	Time Standard	Year To Date Weighted Hours
Other Criminal Code Violations (Excluding traffic)	Uttering Counterfeit Money	1	1	7.5	7.5	1	1	7.5	7.5
	Disturb the Peace	12	32	7.5	240.0	11	12	7.5	90.0
	Indecent acts -Master code	3	3	7.5	22.5	1	2	7.5	15.0
	Indecent acts -Other	0	0		0.0	0	1	7.5	7.5
	Child Pornography -Import/ distribute child pornography	1	1	7.5	7.5	0	0		0.0
	Trespass at Night	0	2	7.5	15.0	0	0		0.0
	Breach of Probation	4	10	7.5	75.0	6	9	7.5	67.5
	Utter Threats to Property / Animals	1	1	7.5	7.5	0	0		0.0
	Frauds upon Government (fraud-corruption)	0	0		0.0	1	1	7.5	7.5
	Utter Threats to damage property	0	0		0.0	0	1	7.5	7.5
	Possession of Burglary Tools	1	1	7.5	7.5	0	0		0.0
	Animals - Kill or injure	0	0		0.0	1	1	7.5	7.5
	Total	46	100	7.5	750.0	46	63	7.5	472.5
Drug Possession	Possession Cocaine	1	2	7.1	14.2	1	1	7.1	7.1
	Possession Other Controlled Drugs and Substance Act	2	7	7.1	49.7	3	5	7.1	35.5
	Possession - Methamphetamine (Crystal Meth)	1	2	7.1	14.2	0	2	7.1	14.2
	Possession û Opioid (other than heroin)	1	2	7.1	14.2	0	0		0.0
	Drug related occurrence	9	12	7.1	85.2	9	14	7.1	99.4
	Total	14	25	7.1	177.5	13	22	7.1	156.2
Drugs	Trafficking Cocaine	4	5	68.0	340.0	5	7	68.0	476.0
	Trafficking Other Controlled Drugs and Substance Act	1	2	68.0	136.0	3	4	68.0	272.0
	Trafficking - Methamphetamine (Crystal Meth)	3	4	68.0	272.0	2	2	68.0	136.0
	Trafficking û Opioid (other than heroin)	0	1	68.0	68.0	0	0		0.0
	Total	8	12	68.0	816.0	10	13	68.0	884.0
Statutes & Acts	Youth Criminal Justice Act (YCJA)	1	1	3.4	3.4	0	0		0.0
	Landlord/Tenant	5	14	3.4	47.6	16	23	3.4	78.2
	Mental Health Act	34	77	3.4	261.8	34	49	3.4	166.6
	Mental Health Act - No contact with Police	5	7	3.4	23.8	2	3	3.4	10.2



Calls For Service (CFS) Billing Summary Report

Dryden
April to June - 2023

Billing Categories (Billing categories below do not match traditional crime groupings)		2023				2022			
		April to June	Year to Date	Time Standard	Year To Date Weighted Hours	April to June	Year to Date	Time Standard	Year To Date Weighted Hours
Statutes & Acts	Mental Health Act - Attempt Suicide	11	25	3.4	85.0	26	31	3.4	105.4
	Mental Health Act - Threat of Suicide	17	41	3.4	139.4	21	27	3.4	91.8
	Mental Health Act - Voluntary Transport	10	21	3.4	71.4	14	16	3.4	54.4
	Mental Health Act - Placed on Form	2	5	3.4	17.0	0	0		0.0
	Mental Health Act - Apprehension	4	10	3.4	34.0	3	3	3.4	10.2
	Trespass To Property Act	30	56	3.4	190.4	47	65	3.4	221.0
	Total	119	257	3.4	873.8	163	217	3.4	737.8
Operational	Animal -Master code	1	2	3.8	7.6	0	0		0.0
	Animal - Left in Vehicle	3	3	3.8	11.4	3	3	3.8	11.4
	Animal Bite	0	1	3.8	3.8	2	2	3.8	7.6
	Animal Stray	6	7	3.8	26.6	9	12	3.8	45.6
	Animal Injured	11	14	3.8	53.2	9	10	3.8	38.0
	Animal - Other	0	2	3.8	7.6	0	2	3.8	7.6
	Animal - Dog Owners Liability Act	1	1	3.8	3.8	1	1	3.8	3.8
	Alarm -Master code	0	0		0.0	1	1	3.8	3.8
	Alarm -Others	0	1	3.8	3.8	0	0		0.0
	Domestic Disturbance	34	76	3.8	288.8	35	50	3.8	190.0
	Suspicious Person	44	96	3.8	364.8	75	102	3.8	387.6
	Phone -Master code	1	5	3.8	19.0	1	1	3.8	3.8
	Phone -Nuisance - No Charges Laid	2	4	3.8	15.2	1	2	3.8	7.6
	Phone -Other - No Charges Laid	1	4	3.8	15.2	4	5	3.8	19.0
	Text- related Incident (Texting)	0	0		0.0	1	1	3.8	3.8
	Fire - Building	1	2	3.8	7.6	2	8	3.8	30.4
	Fire - Vehicle	0	0		0.0	1	1	3.8	3.8
	Fire - Other	7	8	3.8	30.4	1	1	3.8	3.8
	Insecure Condition -Master code	0	1	3.8	3.8	6	8	3.8	30.4
	Insecure Condition - Building	0	0		0.0	2	2	3.8	7.6
	Missing Person -Master code	2	4	3.8	15.2	0	0		0.0
	Missing Person under 12	2	2	3.8	7.6	0	0		0.0
	Missing Person 12 & older	3	11	3.8	41.8	5	7	3.8	26.6
	Missing Person Located Under 12	0	0		0.0	1	1	3.8	3.8



Calls For Service (CFS) Billing Summary Report

Dryden
April to June - 2023

Billing Categories (Billing categories below do not match traditional crime groupings)		2023				2022			
		April to June	Year to Date	Time Standard	Year To Date Weighted Hours	April to June	Year to Date	Time Standard	Year To Date Weighted Hours
Operational	Missing Person Located 12 & older	13	31	3.8	117.8	7	12	3.8	45.6
	Missing Person Located 12 & older -Foul play suspected	0	0		0.0	0	1	3.8	3.8
	Noise Complaint -Master code	13	31	3.8	117.8	21	26	3.8	98.8
	Noise Complaint - Residence	2	5	3.8	19.0	0	0		0.0
	Noise Complaint - Business	1	3	3.8	11.4	0	0		0.0
	Noise Complaint - Animal	1	3	3.8	11.4	2	2	3.8	7.6
	Noise Complaint - Others	1	1	3.8	3.8	2	2	3.8	7.6
	Found Property -Master code	22	34	3.8	129.2	17	29	3.8	110.2
	Found - Computer, parts & accessories	0	0		0.0	0	1	3.8	3.8
	Found-Personal Accessories	0	0		0.0	1	1	3.8	3.8
	Found-Household Property	0	0		0.0	1	1	3.8	3.8
	Found-Bicycles	0	0		0.0	1	1	3.8	3.8
	Found-Others	1	2	3.8	7.6	0	0		0.0
	Lost Property -Master code	5	18	3.8	68.4	10	11	3.8	41.8
	Lost-Personal Accessories	0	2	3.8	7.6	0	0		0.0
	Lost-Household Property	0	2	3.8	7.6	1	1	3.8	3.8
	Lost-Others	0	0		0.0	0	1	3.8	3.8
	Sudden Death - Suicide	0	2	3.8	7.6	0	0		0.0
	Sudden Death - Natural Causes	5	9	3.8	34.2	5	6	3.8	22.8
	Sudden Death - Others	3	3	3.8	11.4	0	0		0.0
	Sudden Death - Apparent Overdose-Overdose	0	0		0.0	1	2	3.8	7.6
	Suspicious Vehicle	7	27	3.8	102.6	19	22	3.8	83.6
	Trouble with Youth	68	95	3.8	361.0	23	30	3.8	114.0
	Medical Assistance -Master code	0	5	3.8	19.0	3	4	3.8	15.2
	Medical Assistance - Defibrillator	0	0		0.0	1	1	3.8	3.8
	Medical Assistance -Other	3	14	3.8	53.2	2	2	3.8	7.6
	Vehicle Recovered - Automobile	0	0		0.0	1	1	3.8	3.8
	Vehicle Recovered - Trucks	0	0		0.0	2	2	3.8	7.6
	Vehicle Recovered - All Terrain Veh	1	1	3.8	3.8	0	0		0.0



Calls For Service (CFS) Billing Summary Report

Dryden
April to June - 2023

Billing Categories (Billing categories below do not match traditional crime groupings)		2023				2022			
		April to June	Year to Date	Time Standard	Year To Date Weighted Hours	April to June	Year to Date	Time Standard	Year To Date Weighted Hours
Operational	Unwanted Persons	61	177	3.8	672.6	130	200	3.8	760.0
	Neighbour Dispute	27	34	3.8	129.2	16	19	3.8	72.2
	Dogs By-Law	0	0		0.0	1	1	3.8	3.8
	Loitering By-Law	0	0		0.0	1	1	3.8	3.8
	Other Municipal By-Laws	1	3	3.8	11.4	0	0		0.0
	Traffic By-Law	0	1	3.8	3.8	0	0		0.0
	Overdose/Suspected Overdose - Opioid Related	1	2	3.8	7.6	0	0		0.0
	Assist Fire Department	0	1	3.8	3.8	3	4	3.8	15.2
	Assist Public	107	168	3.8	638.4	102	142	3.8	539.6
	Distressed/Overdue Motorist	0	1	3.8	3.8	0	0		0.0
	Compassionate Message	0	1	3.8	3.8	0	0		0.0
	Family Dispute	32	58	3.8	220.4	28	34	3.8	129.2
	Suspicious Package	0	1	3.8	3.8	0	0		0.0
	Protest - Demonstration	1	1	3.8	3.8	0	0		0.0
	Total	495	980	3.8	3,724.0	561	780	3.8	2,964.0
Operational2	False Holdup Alarm-Accidental Trip	10	19	1.4	26.6	10	13	1.4	18.2
	False Alarm -Others	53	92	1.4	128.8	49	62	1.4	86.8
	Keep the Peace	29	58	1.4	81.2	30	38	1.4	53.2
	911 call / 911 hang up	11	29	1.4	40.6	12	17	1.4	23.8
	911 call - Dropped Cell	32	49	1.4	68.6	6	10	1.4	14.0
	Total	135	247	1.4	345.8	107	140	1.4	196.0
Traffic	MVC (MOTOR VEHICLE COLLISION) -Master code	5	10	3.7	37.0	5	5	3.7	18.5
	MVC - Personal Injury (MOTOR VEHICLE COLLISION)	1	2	3.7	7.4	1	1	3.7	3.7
	MVC - Prop. Dam. Non Reportable	11	26	3.7	96.2	14	21	3.7	77.7
	MVC - Prop. Dam. Reportable (MOTOR VEHICLE COLLISION)	10	44	3.7	162.8	34	48	3.7	177.6
	MVC - Prop. Dam. Failed to Remain (MOTOR VEHICLE COLLISION)	1	5	3.7	18.5	4	5	3.7	18.5
	MVC - Others (MOTOR VEHICLE COLLISION)	1	1	3.7	3.7	2	2	3.7	7.4
	Total	29	88	3.7	325.6	60	82	3.7	303.4
Total		995	1,995		10,102.7	1,121	1,532		7,757.3

Note to Detachment Commanders:

- The content of each report is to be shared by the Detachment Commander only with the municipality for which it was generated.

Report Content Last Updated:
2023/07/01

Report generated by:
Mawby, Wendy

Report generated on:
18-Jul-23 11:52:06 AM
Page 6 of 7



Calls For Service (CFS) Billing Summary Report

Dryden
April to June - 2023

The municipality may treat this as a public document and distribute it as they wish.

- All data is sourced from the Niche RMS application. Included are 'reported' occurrences (actuals and unfounded occurrences) for 'billable' occurrences ONLY. Data is refreshed on a weekly basis.
- The Traffic category includes motor vehicle collision (MVC) occurrences entered into Niche (UCR code 8521). MVCs are NOT sourced from the eCRS application for this report.
- Only the primary violation is counted within an occurrence.
- Time standards displayed are for the 2023 billing period.

Note to Municipalities:

- Data contained within this report is dynamic in nature and numbers will change over time as the Ontario Provincial Police continues to investigate and solve crime.
- This report is NOT to be used for crime trend analysis as not all occurrences are included.
- Data groupings within this report do not match traditional crime groupings seen in other public reports such as the OPP Police Services Board reports or Statistics Canada reporting.

April 1, 2023 – June 30, 2023



OPP eTicket Dashboard

Overview

Region:

North-West

Duty Location:

2C00

Reported Time:

4/1/2022 6/30/2023

3993

Occurrences

3525

Total Charges*

3202

Offence Notices

3

Part I Summons

320

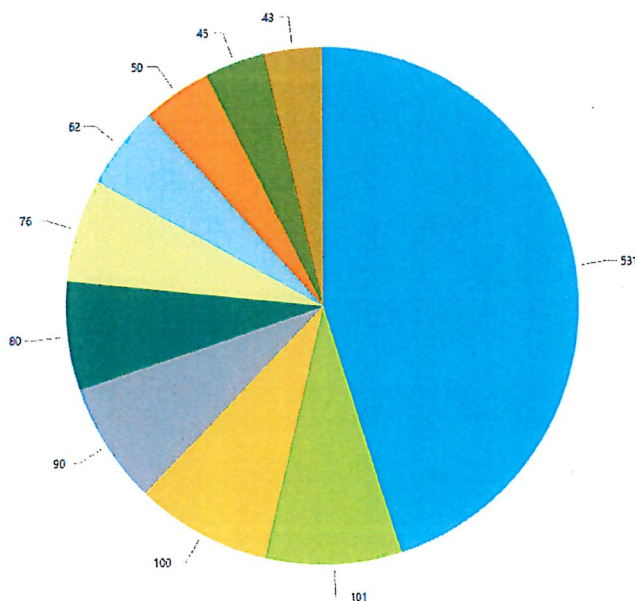
Part III Summons

2015

Warnings

*Charge counts represent the total number of Offence Notices, Part I Summons and Part III Summons issued. Warnings are not included.

Duty - Municipality	Occurrences	Total Charges	Offence Notices	Part I Summons	Part III Summons	Warnings
2C00 - DRYDEN	1955	1731	1526	0	205	1106
2C00 - MACHIN	577	534	500	0	34	257
2C00 - ZEALAND TWP	477	445	420	0	25	201
2C00 - ETON TWP	245	192	178	0	14	114
2C00 - WAINWRIGHT TWP	190	153	135	0	18	101
2C00 - SOUTHWORTH TWP	184	159	156	0	3	81
Total	3993	3525	3202	3	320	2015



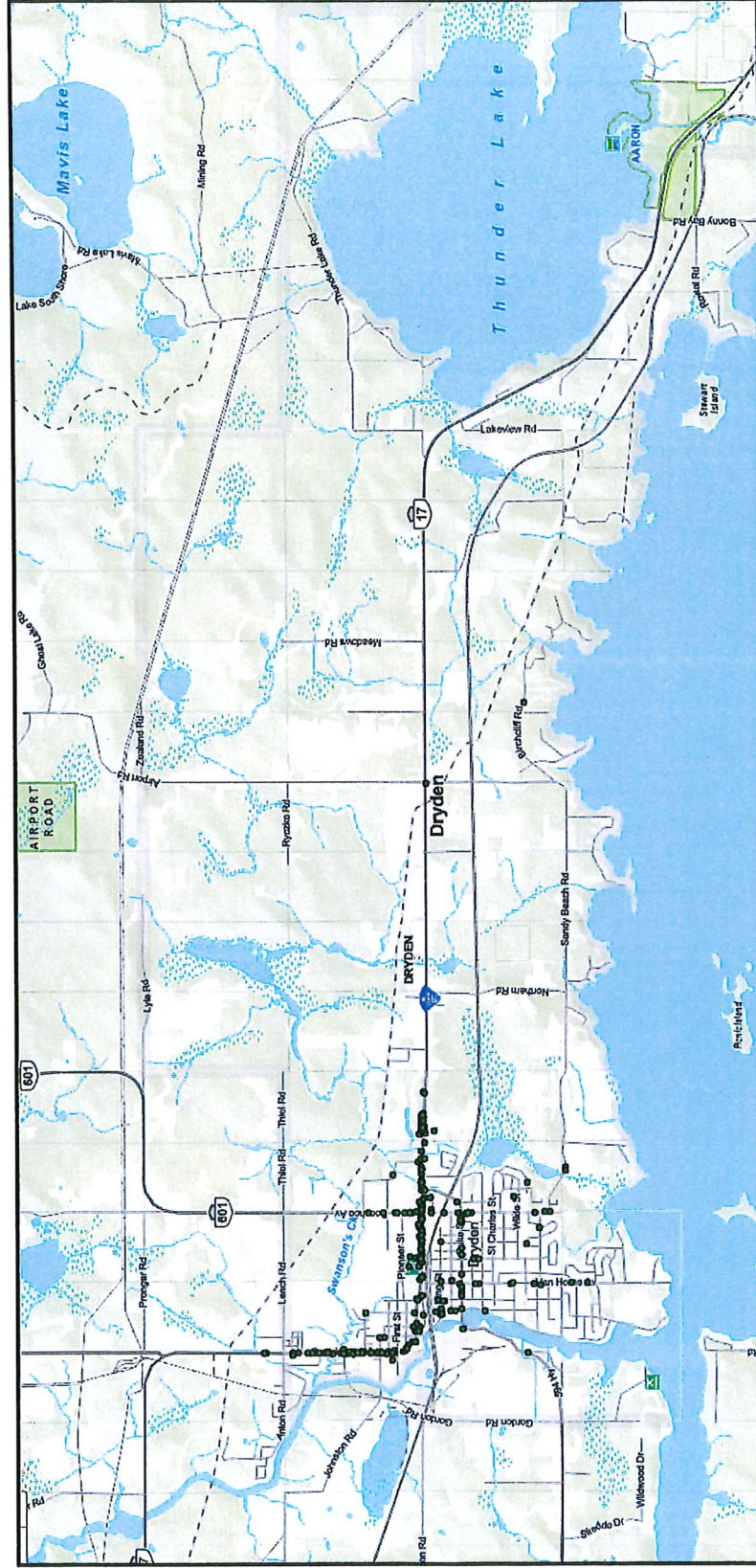
Offence

- Speeding 1 - 49 Km/h over posted limit
- Drive motor vehicle, no currently validated permit
- Fail to surrender insurance card
- Fail to have insurance card
- Disobey sign
- Disobey stop sign - fail to stop
- Drive - hand held communication device
- Driver fail to surrender licence
- Drive motor vehicle - no licence
- Amber light - fail to stop

Dryden e-Ticket Map

April to June

296 e-ticket occurrences



Dryden O.P.P. – C.S.C.U.
2023/04/01 – 2023/06/30
(91 Days)

36 CSCU involved occurrences:

Drug Offences – 21
Warrants – 2
Traffic Enforcement – 3
Police Information – 3
Community Services – 1
Bail Violations – 3
Police Observations – 1
Sudden Death – 1
Police Assistance – 1

Charges: 70 **Warnings:** 0

Seized Canadian Currency: \$16,315

Seized Firearm: 1 Glock Handgun

Seized Ammunition: 7 rounds - 9mm, 13 rounds - .40 Cal, 1 round - .22. 1 round - .308, 1 round – 12 gauge.

Search Warrants Executed: 4

Cellphone Warrants Executed: 15

Drugs Seized:

Cocaine – 428.11g
Methamphetamine (crystal meth) – 383.63g
Fentanyl – 171.54g
Oxycodone – 5230.5 tabs
Morphine – 1 Pill
Cannabis – 308g

- Assist frontline with drug processing: x 4
- Located and arranged arrest of wanted person(s): x 5
- Assist Sioux Lookout C.S.C.U. with warrant execution: x 2
- Assisted Frontline with Part III traffic investigation: x 1
- Assisted Sioux Lookout frontline with CDSA investigation: x 4
- Attended Big Trout Lake FNT for Community Services: x 1
- Processed Crime Stoppers tips: x 2
- Assisted frontline with shift coverage: x 4
- Assisted detachment with Project Return
- Assisted region with Project Circuit