
CITY OF DRYDEN

Police Services Board Detachment Commander's Report



October - December
2024 Fourth Quarter Report

***Forging strong and effective partnerships with
our communities***

Presented: March 3, 2025

Police Services Board Report for City of Dryden
2024/Oct to 2024/Dec

Public Complaints	
Policy	0
Service	0
Conduct	0

Date information collected from Professional Standards Bureau Commander Reports: 2025-01-06

Data Source

Ontario Provincial Police, Professional Standards Bureau Commander Reports

- Includes all public policy, service and conduct complaints submitted to the Office of the Independent Police Review Director (OIPRD)

Secondary Employment

Intelligence Led Policing - Crime Abatement Strategy	
Number of Offenders in Program	29
Number of Offenders Charged	13
Number of Charges Laid	44
Number of Checks Performed	182

Date information was collected from Records Management System: 2025-01-02

Staffing Updates	
Promotions:	Cst N. Gauthier was successful in Crime competition, Cst M. Ryan was successful for three month Crime acting assignment, Cst. C. Maltais moved into the Court Officer position, Cst K. Miclash moved into Community Mobilization & Engagement position, D/Cst K. Rothlisberger was successful in Community Street Crime competition, Cst. A. Bryck and Cst D. Gagne provided a three month Sergeant acting assignment.

Detachment Initiatives	
Number of Targeted Media Releases:	40 Media Releases + 96 Social Media Posts
Crime and Traffic Campaigns/Initiatives:	Thanksgiving Traffic Campaign placed #1 in Region and #3 in the Province - 399 charges & 77 warnings. Many Festive RIDE's completed over the Christmas holiday season.
Other:	Detachment members participated in Halloween patrols, Memorial Day Services at the Native Friendship Centre, Arts & Craft Event at Agriculture Centre, Midnight Madness patrols, Holiday Train, security for Christmas event at Best Western, Kids Bowling event at Timberlands Bowling Alley, Stuff-a-Cruiser event with MTO, Dryden Fire and Paramedics to support local charities. Members completed regular downtown core foot patrol including midnight madness. Numerous local businesses checked after hours.

Detachment Emergency Planning Activities	
Other:	Dryden High School & Ecole catholique de L'Enfant-Jesus schools conducted "Lockdown" Exercises

Detachment: 2C - DRYDEN

Location code(s): 2C00 - DRYDEN

Area code(s): 2002 - City of Dryden PS

Report Generated by:
Mawby, Wendy

Report Generated on:

6-Jan-25 4:33:12 PM

PP-CSC-Operational Planning-4300



Calls For Service (CFS) Billing Summary Report

Dryden
October to December - 2024

Billing Categories (Billing categories below do not match traditional crime groupings)	2024				2023			
	October to December	Year to Date	Time Standard	Year To Date Weighted Hours	October to December	Year to Date	Time Standard	Year To Date Weighted Hours
Violent Criminal Code	51	295	15.4	4,543.0	55	286	15.4	4,404.4
Property Crime Violations	71	338	6.3	2,129.4	88	357	6.3	2,249.1
Other Criminal Code Violations (Excluding traffic)	54	246	7.3	1,795.8	55	203	7.3	1,481.9
Drug Possession	9	47	6.9	324.3	9	43	6.9	296.7
Drugs	3	22	80.6	1,773.2	4	20	80.6	1,612.0
Statutes & Acts	107	557	3.5	1,949.5	136	535	3.5	1,872.5
Operational	435	2,178	3.8	8,276.4	556	2,039	3.8	7,748.2
Operational2	85	464	1.5	696.0	102	491	1.5	736.5
Traffic	40	203	3.8	771.4	48	178	3.8	676.4
Total	855	4,350		22,259.0	1,053	4,152		21,077.7

Note to Detachment Commanders:

- The content of each report is to be shared by the Detachment Commander only with the municipality for which it was generated. The municipality may treat this as a public document and distribute it as they wish.
- All data is sourced from the Niche RMS application. Included are 'reported' occurrences (actuals and unfounded occurrences) for 'billable' occurrences ONLY. Data is refreshed on a weekly basis.
- The Traffic category includes motor vehicle collision (MVC) occurrences entered into Niche (UCR code 8521). MVCs are NOT sourced from the eCRS application for this report.
- Only the primary violation is counted within an occurrence.
- Time standards displayed are for the 2024 billing period.

Note to Municipalities:

- Data contained within this report is dynamic in nature and numbers will change over time as the Ontario Provincial Police continues to investigate and solve crime.
- This report is NOT to be used for crime trend analysis as not all occurrences are included.
- Data groupings within this report do not match traditional crime groupings seen in other public reports such as the OPP Police Services Board reports or Statistics Canada reporting.



Calls For Service (CFS) Billing Summary Report

Dryden October to December - 2024

Billing Categories (Billing categories below do not match traditional crime groupings)		2024				2023			
		October to December	Year to Date	Time Standard	Year To Date Weighted Hours	October to December	Year to Date	Time Standard	Year To Date Weighted Hours
Violent Criminal Code	Murder 2nd Degree	0	0		0.0	0	1	15.4	15.4
	Attempted Murder	0	0		0.0	0	1	15.4	15.4
	Sexual offence occurring prior to January 4, 1983	0	1	15.4	15.4	0	0		0.0
	Aggravated Sexual Assault	0	1	15.4	15.4	0	0		0.0
	Sexual Assault With a Weapon	0	4	15.4	61.6	0	0		0.0
	Sexual Assault	4	29	15.4	446.6	7	35	15.4	539.0
	Sexual Interference	1	8	15.4	123.2	2	8	15.4	123.2
	Invitation to Sexual Touching	0	1	15.4	15.4	0	0		0.0
	Voyeurism	0	0		0.0	0	1	15.4	15.4
	Non-Consensual Distribution of Intimate Images	0	3	15.4	46.2	1	2	15.4	30.8
	Aggravated Assault-Level 3	0	1	15.4	15.4	0	6	15.4	92.4
	Assault With Weapon or Causing Bodily Harm-Level 2	8	36	15.4	554.4	4	28	15.4	431.2
	Assault-Level 1	17	119	15.4	1,832.6	22	124	15.4	1,909.6
	Assault Peace Officer	0	2	15.4	30.8	3	3	15.4	46.2
	Assault Peace Officer w/weapon Bodily Harm	2	2	15.4	30.8	0	0		0.0
	Assault Peace Officer Aggravated	0	0		0.0	0	1	15.4	15.4
	Forcible confinement	0	5	15.4	77.0	0	2	15.4	30.8
	Robbery, With Threat of Violence	0	1	15.4	15.4	0	3	15.4	46.2
	Robbery - Other	0	1	15.4	15.4	1	1	15.4	15.4
	Extortion	0	1	15.4	15.4	0	1	15.4	15.4
	Criminal Harassment	2	17	15.4	261.8	5	21	15.4	323.4
	Indecent/Harassing Communications	1	9	15.4	138.6	4	13	15.4	200.2
	Utter Threats -Master code	0	6	15.4	92.4	1	4	15.4	61.6
	Utter Threats to Person	16	48	15.4	739.2	5	29	15.4	446.6
	Utter Threats to Person -Police Officer	0	0		0.0	0	1	15.4	15.4
	Counsel/Aid/Abet Person to commit suicide	0	0		0.0	0	1	15.4	15.4



Calls For Service (CFS) Billing Summary Report

Dryden
October to December - 2024

Billing Categories <i>(Billing categories below do not match traditional crime groupings)</i>		2024				2023			
		October to December	Year to Date	Time Standard	Year To Date Weighted Hours	October to December	Year to Date	Time Standard	Year To Date Weighted Hours
Violent Criminal Code	Total	51	295	15.4	4,543.0	55	286	15.4	4,404.4
Property Crime Violations	Arson - Master Code	0	0		0.0	1	1	6.3	6.3
	Arson - Building	0	0		0.0	0	1	6.3	6.3
	Break & Enter	6	28	6.3	176.4	8	25	6.3	157.5
	Unlawful in a dwelling house	0	0		0.0	0	2	6.3	12.6
	Theft Over -master code	1	1	6.3	6.3	1	3	6.3	18.9
	Theft Over - Trailers	0	2	6.3	12.6	0	0		0.0
	Theft Over - Other Theft	0	0		0.0	0	2	6.3	12.6
	Theft of - Mail	0	3	6.3	18.9	0	0		0.0
	Theft FROM Motor Vehicle Over \$5,000	0	1	6.3	6.3	0	1	6.3	6.3
	Theft Over \$5,000 [SHOPLIFTING]	0	2	6.3	12.6	1	1	6.3	6.3
	Theft of Motor Vehicle	0	2	6.3	12.6	0	4	6.3	25.2
	Theft of - Automobile	2	3	6.3	18.9	1	2	6.3	12.6
	Theft of - Trucks	1	1	6.3	6.3	0	0		0.0
	Theft of - Motorcycles	0	1	6.3	6.3	0	0		0.0
	Theft Under -master code	4	28	6.3	176.4	7	30	6.3	189.0
	Theft under - Bicycles	1	8	6.3	50.4	1	6	6.3	37.8
	Theft under - Building	0	0		0.0	1	2	6.3	12.6
	Theft under - Persons	2	9	6.3	56.7	2	5	6.3	31.5
	Theft under - Other Theft	4	28	6.3	176.4	11	39	6.3	245.7
	Theft under - Boat Motor	0	0		0.0	1	1	6.3	6.3
	Theft Under - Gasoline Drive-off	1	1	6.3	6.3	1	3	6.3	18.9
	Theft FROM Motor Vehicle Under \$5,000	0	4	6.3	25.2	1	11	6.3	69.3
	Theft Under \$5,000 [SHOPLIFTING]	12	61	6.3	384.3	17	57	6.3	359.1
	Possession of Stolen Goods over \$5,000	1	4	6.3	25.2	1	2	6.3	12.6
	Possession of Stolen Goods under \$5,000	0	1	6.3	6.3	2	4	6.3	25.2
	Fraud -Master code	2	13	6.3	81.9	4	22	6.3	138.6
	Fraud - Steal/Forge/Poss./ Use Credit Card	1	3	6.3	18.9	0	0		0.0



Calls For Service (CFS) Billing Summary Report

Dryden October to December - 2024

Billing Categories <i>(Billing categories below do not match traditional crime groupings)</i>		2024				2023			
		October to December	Year to Date	Time Standard	Year To Date Weighted Hours	October to December	Year to Date	Time Standard	Year To Date Weighted Hours
Property Crime Violations	Fraud - False Pretence <= \$5,000	1	4	6.3	25.2	1	3	6.3	18.9
	Fraud - Forgery & Uttering	0	1	6.3	6.3	0	0		0.0
	Fraud - Fraud through mails	0	1	6.3	6.3	1	1	6.3	6.3
	Fraud -Money/ property/security > \$5,000	1	6	6.3	37.8	2	6	6.3	37.8
	Fraud -Money/ property/security <= \$5,000	5	18	6.3	113.4	4	24	6.3	151.2
	Fraud - Transportation	1	1	6.3	6.3	0	0		0.0
	Fraud - Welfare benefits	0	1	6.3	6.3	0	0		0.0
	Fraud - Other	2	10	6.3	63.0	1	9	6.3	56.7
	Personation with Intent (fraud)	1	1	6.3	6.3	1	2	6.3	12.6
	Fraud - False Pretence > \$5,000	0	1	6.3	6.3	0	2	6.3	12.6
	Identity Fraud	0	6	6.3	37.8	0	0		0.0
	Mischief - master code	19	66	6.3	415.8	11	66	6.3	415.8
	Mischief [Graffiti - Non Gang Related]	0	4	6.3	25.2	0	4	6.3	25.2
	Interfere with lawful use, enjoyment of property	2	5	6.3	31.5	3	7	6.3	44.1
	Altering/Destroying/ Removing a vehicle identification number	0	0		0.0	0	1	6.3	6.3
	Property Damage	1	9	6.3	56.7	3	8	6.3	50.4
	Total	71	338	6.3	2,129.4	88	357	6.3	2,249.1
Other Criminal Code Violations (Excluding traffic)	Possess Firearm while prohibited	0	0		0.0	0	1	7.3	7.3
	Other Criminal Code * Sec.78 - Sec.96	0	1	7.3	7.3	0	0		0.0
	Offensive Weapons- Possession of Weapons	0	6	7.3	43.8	0	4	7.3	29.2
	Offensive Weapons- Carry concealed	0	0		0.0	0	1	7.3	7.3
	Offensive Weapons- Prohibited	0	0		0.0	0	3	7.3	21.9
	Offensive Weapons- Other Offensive Weapons	0	0		0.0	0	1	7.3	7.3



Calls For Service (CFS) Billing Summary Report

Dryden October to December - 2024

Billing Categories (Billing categories below do not match traditional crime groupings)		2024				2023			
		October to December	Year to Date	Time Standard	Year To Date Weighted Hours	October to December	Year to Date	Time Standard	Year To Date Weighted Hours
Other Criminal Code Violations (Excluding traffic)	Offensive Weapons- Other Weapons Offences	0	3	7.3	21.9	0	0		0.0
	Breach of Firearms regulation -unsafe storage	0	1	7.3	7.3	0	0		0.0
	Bail Violations - Master code	0	5	7.3	36.5	2	5	7.3	36.5
	Bail Violations - Fail To Comply	38	138	7.3	1,007.4	32	92	7.3	671.6
	Bail Violations - Others	0	1	7.3	7.3	2	3	7.3	21.9
	Counterfeit Money - Master code	0	1	7.3	7.3	0	0		0.0
	Uttering Counterfeit Money	0	0		0.0	0	1	7.3	7.3
	Disturb the Peace	9	45	7.3	328.5	9	53	7.3	386.9
	Indecent acts -Master code	1	5	7.3	36.5	1	5	7.3	36.5
	Child Pornography - Import/distribute child pornography	0	0		0.0	0	1	7.3	7.3
	Child Pornography - Possess child pornography	0	1	7.3	7.3	0	0		0.0
	Child Pornography - Making or distributing	0	1	7.3	7.3	0	0		0.0
	Public Morals	0	0		0.0	1	1	7.3	7.3
	Obstruct Public Peace Officer	0	4	7.3	29.2	2	2	7.3	14.6
	Trespass at Night	0	2	7.3	14.6	1	5	7.3	36.5
	Breach of Probation	4	23	7.3	167.9	3	21	7.3	153.3
	Utter Threats to Property / Animals	0	0		0.0	0	1	7.3	7.3
	Offensive Weapons- Careless use of firearms	0	2	7.3	14.6	1	1	7.3	7.3
	Obstruct Justice/Fabricate Evidence	2	2	7.3	14.6	0	0		0.0
	Public mischief - mislead peace officer	0	2	7.3	14.6	0	0		0.0
	Possession of Burglary Tools	0	1	7.3	7.3	0	1	7.3	7.3
	Intimidation (fraud-corruption)	0	0		0.0	1	1	7.3	7.3
	Injuring/endangering Animals	0	1	7.3	7.3	0	0		0.0



Calls For Service (CFS) Billing Summary Report

Dryden October to December - 2024

Billing Categories (Billing categories below do not match traditional crime groupings)		2024				2023			
		October to December	Year to Date	Time Standard	Year To Date Weighted Hours	October to December	Year to Date	Time Standard	Year To Date Weighted Hours
Other Criminal Code Violations (Excluding traffic)	Instruments and literature for illicit drug use	0	1	7.3	7.3	0	0		0.0
	Total	54	246	7.3	1,795.8	55	203	7.3	1,481.9
Drug Possession	Possession Cocaine	1	5	6.9	34.5	1	5	6.9	34.5
	Possession Other Controlled Drugs and Substance Act	3	11	6.9	75.9	5	14	6.9	96.6
	Possession - Methamphetamine (Crystal Meth)	2	5	6.9	34.5	1	6	6.9	41.4
	Possession û Opioid (other than heroin)	0	2	6.9	13.8	0	2	6.9	13.8
	Drug related occurrence	3	24	6.9	165.6	2	16	6.9	110.4
	Total	9	47	6.9	324.3	9	43	6.9	296.7
Drugs	Trafficking Cocaine	2	11	80.6	886.6	3	11	80.6	886.6
	Trafficking Other Controlled Drugs and Substance Act	1	10	80.6	806.0	1	3	80.6	241.8
	Trafficking - Methamphetamine (Crystal Meth)	0	1	80.6	80.6	0	5	80.6	403.0
	Trafficking û Opioid (other than heroin)	0	0		0.0	0	1	80.6	80.6
	Total	3	22	80.6	1,773.2	4	20	80.6	1,612.0
Statutes & Acts	Youth Criminal Justice Act (YCJA)	0	0		0.0	0	1	3.5	3.5
	Landlord/Tenant	4	36	3.5	126.0	9	27	3.5	94.5
	Mental Health Act	38	187	3.5	654.5	48	171	3.5	598.5
	Mental Health Act - No contact with Police	2	10	3.5	35.0	4	17	3.5	59.5
	Mental Health Act - Attempt Suicide	6	33	3.5	115.5	10	45	3.5	157.5
	Mental Health Act - Threat of Suicide	19	70	3.5	245.0	22	80	3.5	280.0
	Mental Health Act - Voluntary Transport	4	26	3.5	91.0	6	31	3.5	108.5
	Mental Health Act - Placed on Form	2	3	3.5	10.5	2	7	3.5	24.5
	Mental Health Act - Apprehension	1	14	3.5	49.0	3	27	3.5	94.5
	Custody Dispute	0	1	3.5	3.5	0	0		0.0
	Trespass To Property Act	31	176	3.5	616.0	32	128	3.5	448.0
	Family Law Act - Master code	0	1	3.5	3.5	0	0		0.0



Calls For Service (CFS) Billing Summary Report

Dryden
October to December - 2024

Billing Categories (Billing categories below do not match traditional crime groupings)		2024				2023			
		October to December	Year to Date	Time Standard	Year To Date Weighted Hours	October to December	Year to Date	Time Standard	Year To Date Weighted Hours
Statutes & Acts	Family Law Act - Restraining order	0	0		0.0	0	1	3.5	3.5
	Total	107	557	3.5	1,949.5	136	535	3.5	1,872.5
Operational	Animal -Master code	0	0		0.0	1	5	3.8	19.0
	Animal - Left in Vehicle	0	6	3.8	22.8	0	4	3.8	15.2
	Animal Bite	1	4	3.8	15.2	0	1	3.8	3.8
	Animal Stray	2	16	3.8	60.8	5	19	3.8	72.2
	Animal Injured	12	37	3.8	140.6	12	34	3.8	129.2
	Animal - Other	0	8	3.8	30.4	1	6	3.8	22.8
	Animal - Dog Owners Liability Act	0	6	3.8	22.8	0	1	3.8	3.8
	Alarm -Others	1	4	3.8	15.2	0	0		0.0
	Domestic Disturbance	51	200	3.8	760.0	49	161	3.8	611.8
	Suspicious Person	38	254	3.8	965.2	55	230	3.8	874.0
	Homeless Person	0	2	3.8	7.6	0	1	3.8	3.8
	Phone -Master code	1	1	3.8	3.8	4	10	3.8	38.0
	Phone -Nuisance - No Charges Laid	1	1	3.8	3.8	1	8	3.8	30.4
	Phone -Obscene - No Charges Laid	0	0		0.0	1	1	3.8	3.8
	Phone -Threatening - No Charges Laid	0	1	3.8	3.8	0	1	3.8	3.8
	Phone -Other - No Charges Laid	2	3	3.8	11.4	1	7	3.8	26.6
	Text- related Incident (Texting)	0	1	3.8	3.8	0	0		0.0
	Fire -master code	0	0		0.0	0	1	3.8	3.8
	Fire - Building	3	13	3.8	49.4	2	6	3.8	22.8
	Fire - Vehicle	0	4	3.8	15.2	0	0		0.0
	Fire - Other	0	10	3.8	38.0	2	14	3.8	53.2
	Insecure Condition - Master code	0	5	3.8	19.0	5	6	3.8	22.8
	Insecure Condition - Building	2	6	3.8	22.8	0	2	3.8	7.6
	Missing Person - Master code	10	13	3.8	49.4	3	10	3.8	38.0
	Missing Person under 12	2	3	3.8	11.4	0	2	3.8	7.6
	Missing Person 12 & older	10	42	3.8	159.6	24	44	3.8	167.2
	Missing Person Located Under 12	0	3	3.8	11.4	0	3	3.8	11.4



Calls For Service (CFS) Billing Summary Report

Dryden October to December - 2024

Billing Categories <i>(Billing categories below do not match traditional crime groupings)</i>		2024				2023			
		October to December	Year to Date	Time Standard	Year To Date Weighted Hours	October to December	Year to Date	Time Standard	Year To Date Weighted Hours
Operational	Missing Person Located 12 & older	6	68	3.8	258.4	48	94	3.8	357.2
	Noise Complaint - Master code	7	67	3.8	254.6	23	69	3.8	262.2
	Noise Complaint - Vehicle	0	1	3.8	3.8	0	2	3.8	7.6
	Noise Complaint - Residence	3	5	3.8	19.0	2	9	3.8	34.2
	Noise Complaint - Business	0	0		0.0	0	3	3.8	11.4
	Noise Complaint - Animal	2	8	3.8	30.4	4	9	3.8	34.2
	Noise Complaint - Others	0	2	3.8	7.6	1	4	3.8	15.2
	Accident - non-MVC - Master code	1	1	3.8	3.8	1	1	3.8	3.8
	Accident - non-MVC - Public Property	0	0		0.0	0	1	3.8	3.8
	Found Property - Master code	24	82	3.8	311.6	9	68	3.8	258.4
	Found-Personal Accessories	0	1	3.8	3.8	1	3	3.8	11.4
	Found-Household Property	0	1	3.8	3.8	1	1	3.8	3.8
	Found-Sporting Goods, Hobby Equip.	0	2	3.8	7.6	0	1	3.8	3.8
	Found-Machinery & Tools	0	0		0.0	1	1	3.8	3.8
	Found-Bicycles	0	0		0.0	0	1	3.8	3.8
	Found - Gun	0	1	3.8	3.8	0	0		0.0
	Found-Others	0	3	3.8	11.4	0	2	3.8	7.6
	Lost Property -Master code	5	28	3.8	106.4	7	36	3.8	136.8
	Lost License Plate	0	2	3.8	7.6	0	1	3.8	3.8
	Lost - Computer, parts & accessories	0	1	3.8	3.8	0	1	3.8	3.8
	Lost - Vehicle Accessories	0	0		0.0	0	1	3.8	3.8
	Lost-Personal Accessories	1	3	3.8	11.4	1	5	3.8	19.0
	Lost-Household Property	0	0		0.0	0	3	3.8	11.4
	Lost-Radio,TV,Sound-Reprod. Equip.	0	1	3.8	3.8	0	0		0.0
	Lost-Others	1	1	3.8	3.8	0	1	3.8	3.8



Calls For Service (CFS) Billing Summary Report

Dryden
October to December - 2024

Billing Categories (Billing categories below do not match traditional crime groupings)		2024				2023			
		October to December	Year to Date	Time Standard	Year To Date Weighted Hours	October to December	Year to Date	Time Standard	Year To Date Weighted Hours
Operational	Sudden Death - Accidental	0	0		0.0	1	1	3.8	3.8
	Sudden Death - Suicide	0	1	3.8	3.8	1	3	3.8	11.4
	Sudden Death - Natural Causes	1	10	3.8	38.0	3	15	3.8	57.0
	Sudden Death - Others	0	1	3.8	3.8	2	4	3.8	15.2
	Sudden Death - Apparent Overdose-Overdose	2	5	3.8	19.0	1	1	3.8	3.8
	Suspicious Vehicle	11	41	3.8	155.8	8	43	3.8	163.4
	Trouble with Youth	17	67	3.8	254.6	44	185	3.8	703.0
	Medical Assistance - Master code	0	1	3.8	3.8	0	9	3.8	34.2
	Medical Assistance - Other	0	2	3.8	7.6	0	30	3.8	114.0
	Vehicle Recovered - Trucks	0	1	3.8	3.8	0	0		0.0
	Vehicle Recovered - All Terrain Veh	0	0		0.0	0	1	3.8	3.8
	Vehicle Recovered - Other	0	1	3.8	3.8	0	0		0.0
	Unwanted Persons	91	456	3.8	1,732.8	79	360	3.8	1,368.0
	Neighbour Dispute	23	61	3.8	231.8	24	82	3.8	311.6
	Noise By-Law	0	1	3.8	3.8	0	0		0.0
	Other Municipal By-Laws	1	6	3.8	22.8	1	6	3.8	22.8
	Traffic By-Law	0	1	3.8	3.8	1	2	3.8	7.6
	Overdose/Suspected Overdose	1	2	3.8	7.6	0	1	3.8	3.8
	Overdose/Suspected Overdose - Opioid Related	3	9	3.8	34.2	1	4	3.8	15.2
	Overdose/Suspected Overdose - Naloxone by Police	0	2	3.8	7.6	0	1	3.8	3.8
	Assist Fire Department	0	6	3.8	22.8	0	6	3.8	22.8
	Assist Public	81	492	3.8	1,869.6	106	283	3.8	1,075.4
	Distressed/Overdue Motorist	0	2	3.8	7.6	3	6	3.8	22.8
	Compassionate Message	0	0		0.0	0	1	3.8	3.8
	Family Dispute	18	85	3.8	323.0	16	98	3.8	372.4
	Suspicious Package	0	2	3.8	7.6	0	2	3.8	7.6



Calls For Service (CFS) Billing Summary Report

Dryden October to December - 2024

Billing Categories <i>(Billing categories below do not match traditional crime groupings)</i>		2024				2023			
		October to December	Year to Date	Time Standard	Year To Date Weighted Hours	October to December	Year to Date	Time Standard	Year To Date Weighted Hours
Operational	Protest - Demonstration	0	2	3.8	7.6	0	1	3.8	3.8
	Total	435	2,178	3.8	8,276.4	556	2,039	3.8	7,748.2
Operational2	False Alarm-Accidental Trip	0	1	1.5	1.5	0	0		0.0
	False Alarm-Malfunction	0	1	1.5	1.5	0	1	1.5	1.5
	False Holdup Alarm-Accidental Trip	13	57	1.5	85.5	11	38	1.5	57.0
	False Alarm -Others	38	201	1.5	301.5	42	201	1.5	301.5
	False Alarm - Cancelled	0	0		0.0	0	1	1.5	1.5
	Keep the Peace	19	113	1.5	169.5	27	121	1.5	181.5
	911 call / 911 hang up	5	32	1.5	48.0	11	50	1.5	75.0
	911 hang up - Pocket Dial	1	1	1.5	1.5	0	0		0.0
	911 call - Dropped Cell	9	58	1.5	87.0	11	79	1.5	118.5
	Total	85	464	1.5	696.0	102	491	1.5	736.5
Traffic	MVC (MOTOR VEHICLE COLLISION) -Master code	1	7	3.8	26.6	1	13	3.8	49.4
	MVC - Personal Injury (MOTOR VEHICLE COLLISION)	2	5	3.8	19.0	0	1	3.8	3.8
	MVC - Prop. Dam. Non Reportable	12	52	3.8	197.6	13	56	3.8	212.8
	MVC - Prop. Dam. Reportable (MOTOR VEHICLE COLLISION)	23	118	3.8	448.4	30	96	3.8	364.8
	MVC - Prop. Dam. Failed to Remain (MOTOR VEHICLE COLLISION)	1	16	3.8	60.8	4	11	3.8	41.8
	MVC - Pers. Inj. Failed To Remain (MOTOR VEHICLE COLLISION)	0	1	3.8	3.8	0	0		0.0
	MVC - Fatal (MOTOR VEHICLE COLLISION)	0	1	3.8	3.8	0	0		0.0
	MVC - Others (MOTOR VEHICLE COLLISION)	1	3	3.8	11.4	0	1	3.8	3.8
	Total	40	203	3.8	771.4	48	178	3.8	676.4
Total		855	4,350		22,259.0	1,053	4,152		21,077.7



Calls For Service (CFS) Billing Summary Report

Dryden

October to December - 2024

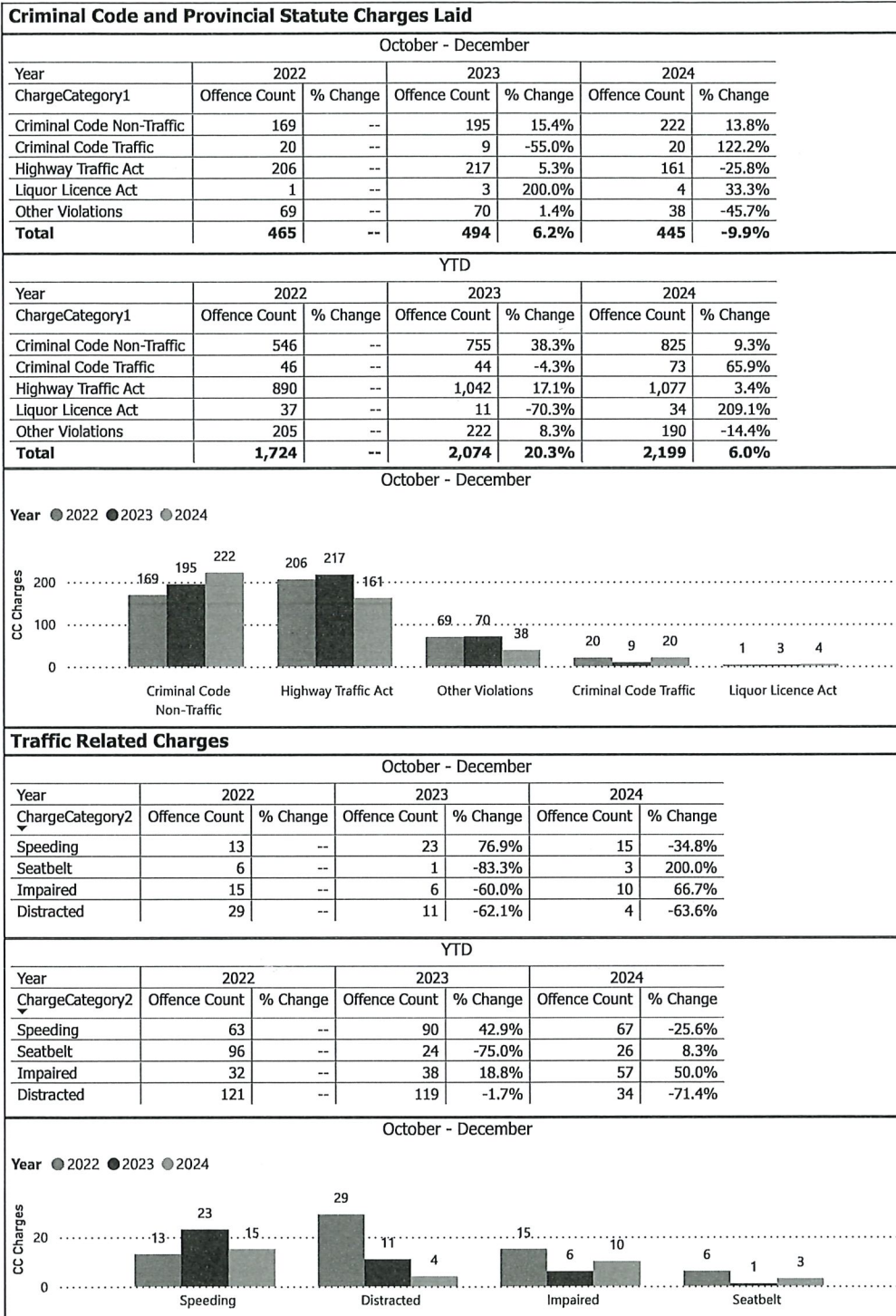
Note to Detachment Commanders:

- The content of each report is to be shared by the Detachment Commander only with the municipality for which it was generated. The municipality may treat this as a public document and distribute it as they wish.
- All data is sourced from the Niche RMS application. Included are 'reported' occurrences (actuals and unfounded occurrences) for 'billable' occurrences ONLY. Data is refreshed on a weekly basis.
- The Traffic category includes motor vehicle collision (MVC) occurrences entered into Niche (UCR code 8521). MVCs are NOT sourced from the eCRS application for this report.
- Only the primary violation is counted within an occurrence.
- Time standards displayed are for the 2024 billing period.

Note to Municipalities:

- Data contained within this report is dynamic in nature and numbers will change over time as the Ontario Provincial Police continues to investigate and solve crime.
- This report is NOT to be used for crime trend analysis as not all occurrences are included.
- Data groupings within this report do not match traditional crime groupings seen in other public reports such as the OPP Police Services Board reports or Statistics Canada reporting.

**OPP Detachment Board Report
Records Management System
October - December 2024**



Detachment: 2C - DRYDEN

Location code(s): 2C00 - DRYDEN

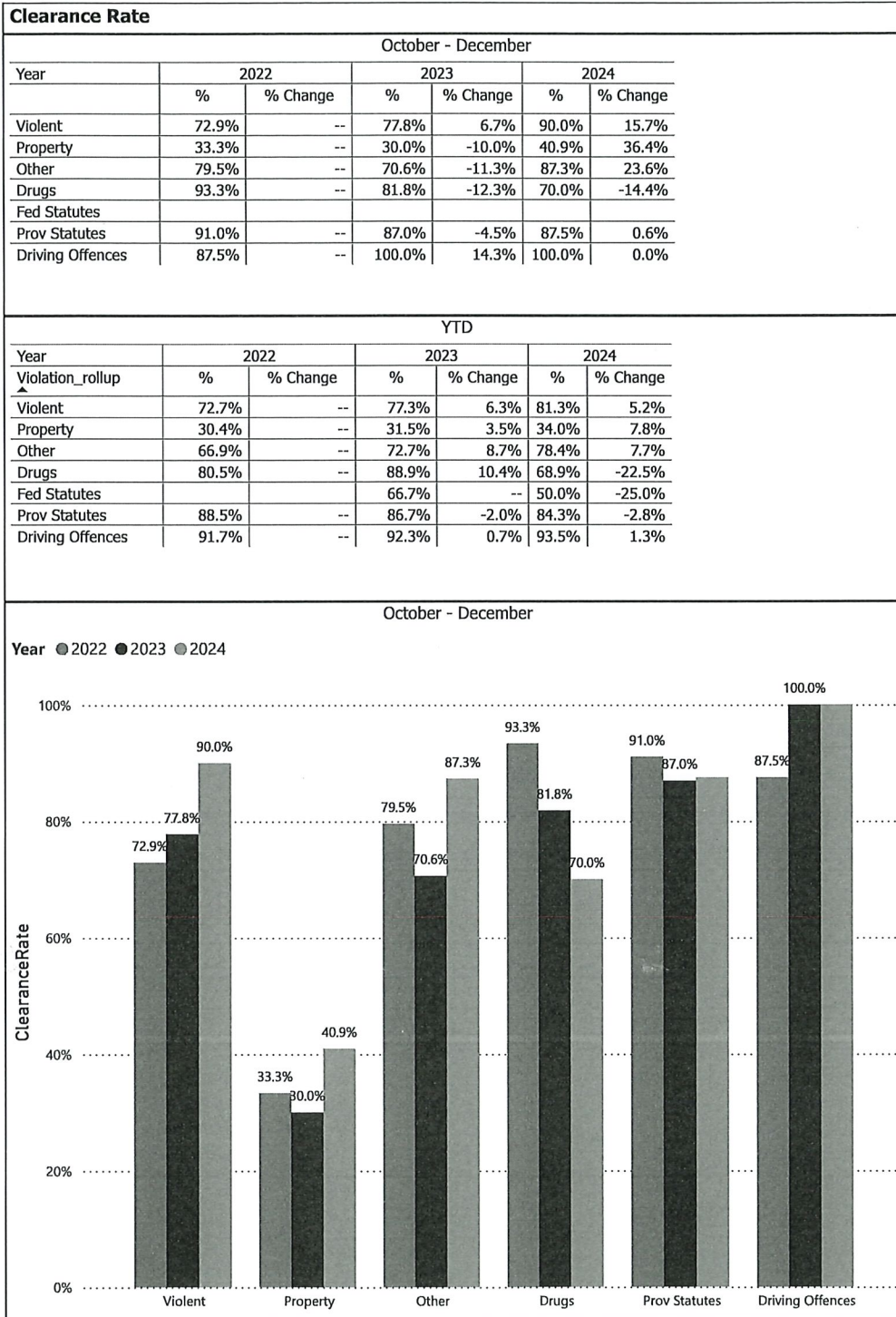
Area(s): 2002 - City of Dryden

Data source date:

6-Jan-25

Report Generated on:
06-Jan-2025 2:08:15 PM

**OPP Detachment Board Report
Records Management System
October - December 2024**



Detachment: 2C - DRYDEN

Location code(s): 2C00 - DRYDEN

Area(s): 2002 - City of Dryden

Data source date:

06-Jan-2025

Report Generated on:

06-Jan-2025 2:13:50 PM

**OPP Detachment Board Report
Collision Reporting System
October - December 2024**

Fatalities in Detachment Area - Incidents									
October - December									
Type	Motor Vehicle			Motorized Snow Vehicle			Off-Road Vehicle		
Year	Alcohol/Drugs	Incidents	% Change	Alcohol/Drugs	Incidents	% Change	Alcohol/Drugs	Incidents	% Change
2022	0	0	--	0	0	--	0	0	--
2023	0	1	--	0	0	--	0	0	--
2024	0	0	-100.0%	0	0	--	0	0	--
YTD									
Type	Motor Vehicle			Motorized Snow Vehicle			Off-Road Vehicle		
Year	Alcohol/Drugs	Incidents	% Change	Alcohol/Drugs	Incidents	% Change	Alcohol/Drugs	Incidents	% Change
2022	0	0	--	0	0	--	0	0	--
2023	0	1	--	0	0	--	0	0	--
2024	0	1	0.0%	0	0	--	0	0	--

Fatalities in Detachment Area - Persons Killed						
October - December						
Type	Motor Vehicle		Motorized Snow Vehicle		Off-Road Vehicle	
Year	Persons Killed	% Change	Persons Killed	% Change	Persons Killed	% Change
2022	0	--	0	--	0	--
2023	1	--	0	--	0	--
2024	0	-100.0%	0	--	0	--
YTD						
Type	Motor Vehicle		Motorized Snow Vehicle		Off-Road Vehicle	
Year	Persons Killed	% Change	Persons Killed	% Change	Persons Killed	% Change
2022	0	--	0	--	0	--
2023	1	--	0	--	0	--
2024	1	0.0%	0	--	0	--

Primary Causal Factors in Fatal Motor Vehicle Collisions							
October - December				YTD			
	2022	2023	2024		2022	2023	2024
Speeding	0	0	0	Speeding	0	0	0
Speeding % Change	--	--	--	Speeding % Change	--	--	--
Distracted	0	0	0	Distracted	0	0	0
Distracted % Change	--	--	--	Distracted % Change	--	--	--
Alcohol/Drugs	0	0	0	AlcoholDrugs	0	0	0
Alcohol/Drugs % Change	--	--	--	AlcoholDrugs % Change	--	--	--
Wildlife	0	0	0	Wildlife	0	0	0
Wildlife % Change	--	--	--	Wildlife % Change	--	--	--
NoSeatbelt	0	0	0	NoSeatbeltYTD	0	0	1
NoSeatbelt YoY%	--	--	--	NoSeatbeltYTD YoY%	--	--	--

October - December										
Speeding, Distracted, AL										

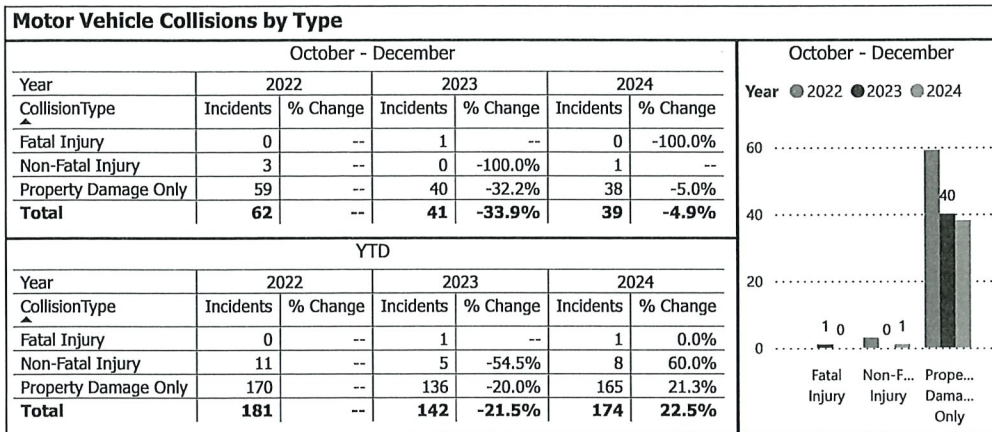
Data source (Collision Reporting System) date:
06-Jan-2025

Detachment: 2C - DRYDEN
Location code(s): 2C00 - DRYDEN

Area(s): 2002 - City of Dryden
Data source date:
06-Jan-2025

Report Generated on:
06-Jan-2025 2:08:15 PM

**OPP Detachment Board Report
Collision Reporting System
October - December 2024**



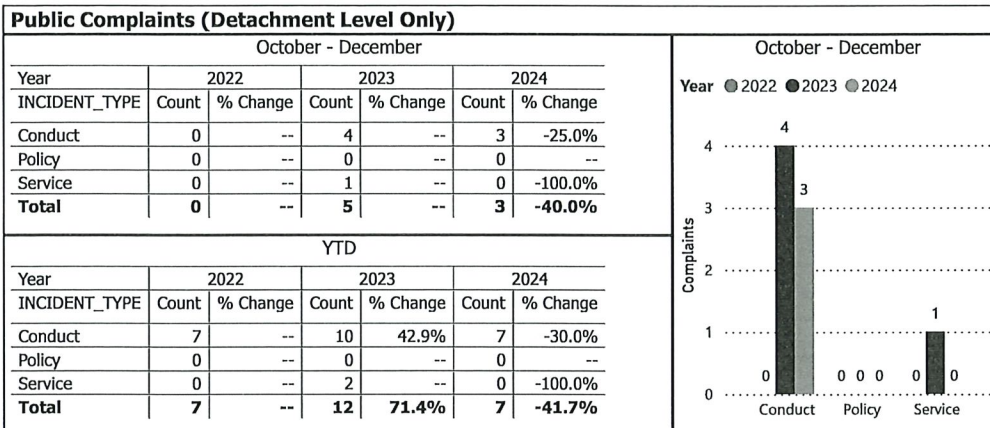
Data source (Collision Reporting System) date:
06-Jan-2025

Detachment: 2C - DRYDEN
Location code(s): 2C00 - DRYDEN

Area(s): 2002 - City of Dryden
Data source date:
06-Jan-2025

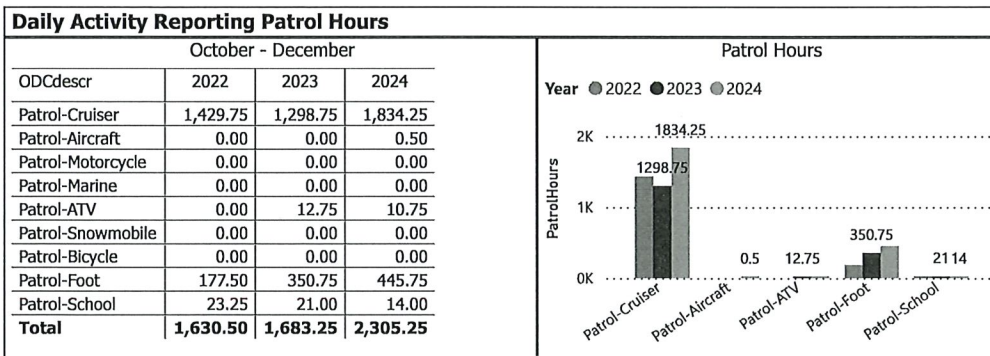
Report Generated on:
06-Jan-2025 2:08:15 PM

**OPP Detachment Board Report
Records Management System
October - December 2024**



Data source: RMS Data Feed
Ontario Provincial Police, Professional Standards Bureau Commander Reports - File Manager System
Data source date:
06-Jan-2025

Daily Activity Reporting



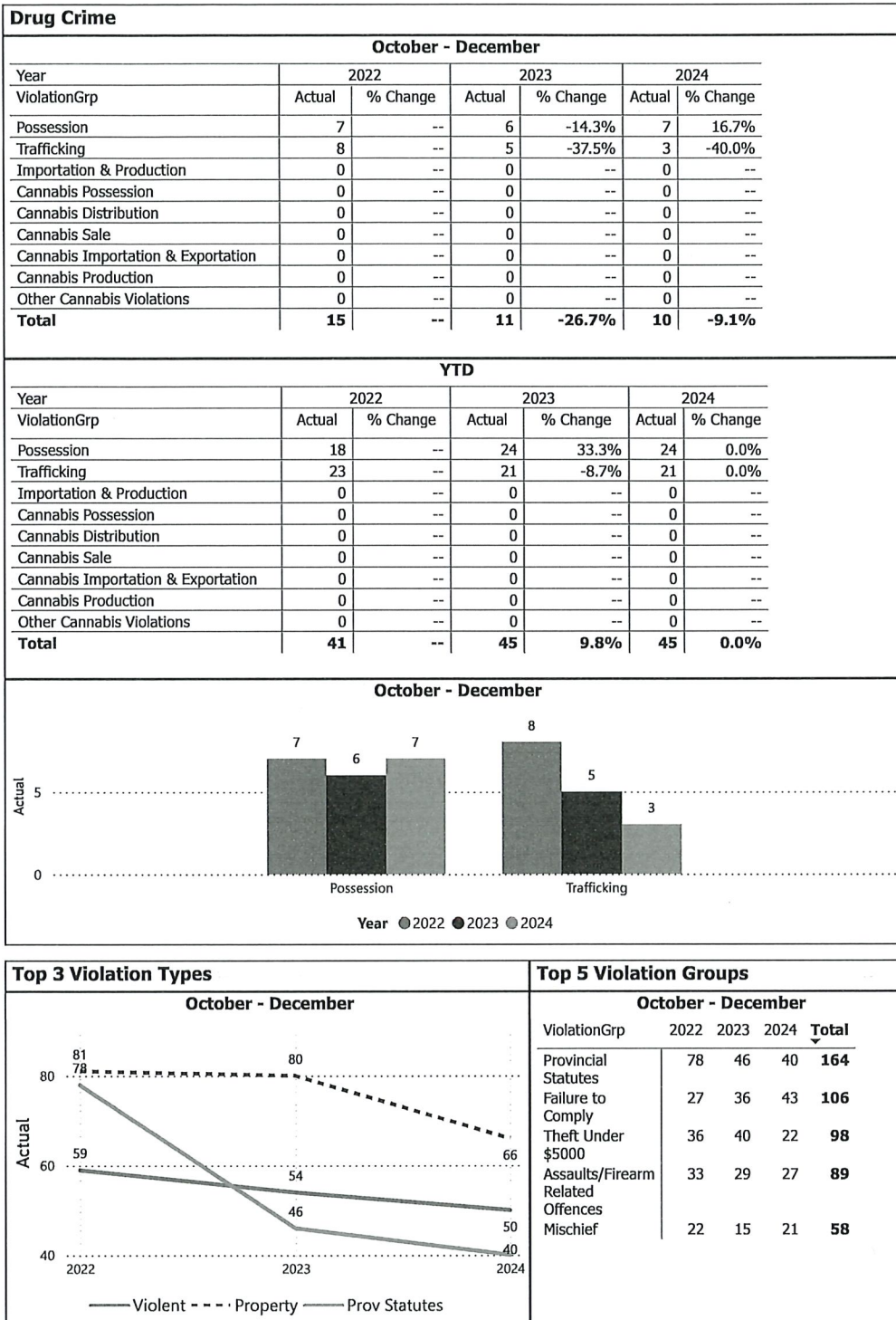
Data source (Daily Activity Reporting System) date:
06-Jan-2025

Detachment: 2C - DRYDEN
Location code(s): 2C00 - DRYDEN

Data source date:
06-Jan-2025

Report Generated on:
06-Jan-2025 2:13:50 PM

**OPP Detachment Board Report
Records Management System
October - December 2024**



Detachment: 2C - DRYDEN

Location code(s): 2C00 - DRYDEN

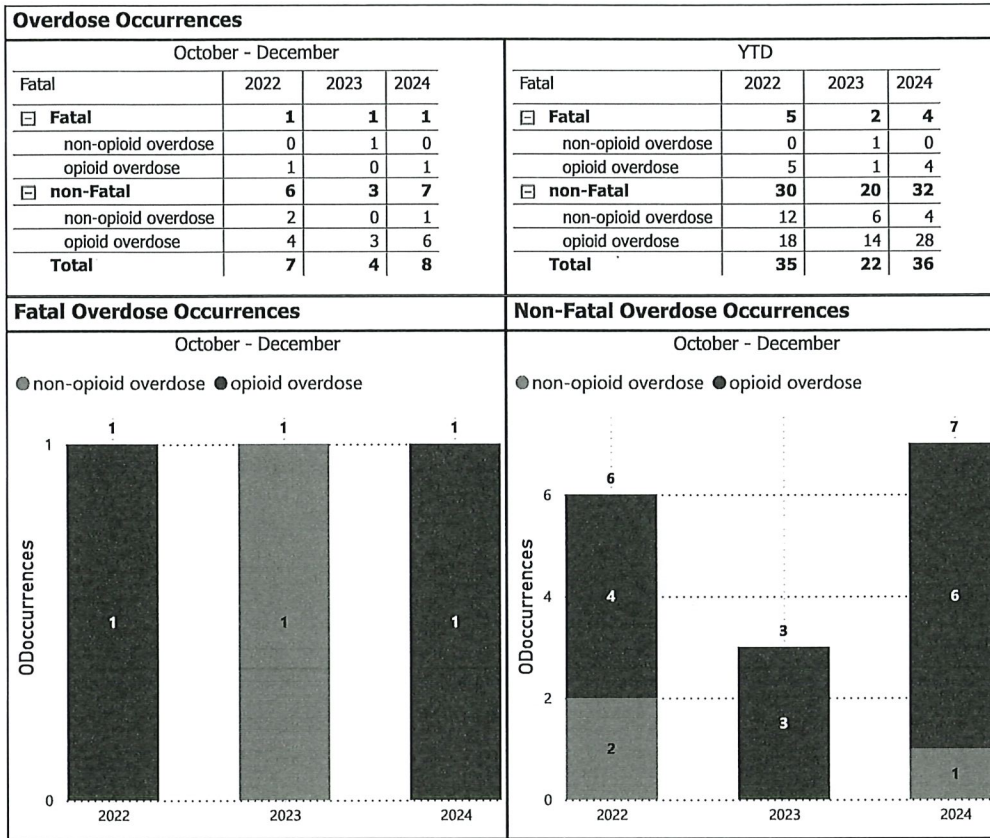
Area(s): 2002 - City of Dryden

Data source date:

06-Jan-2025

Report Generated on:
06-Jan-2025 2:08:15 PM

**OPP Detachment Board Report
Records Management System
October - December 2024**

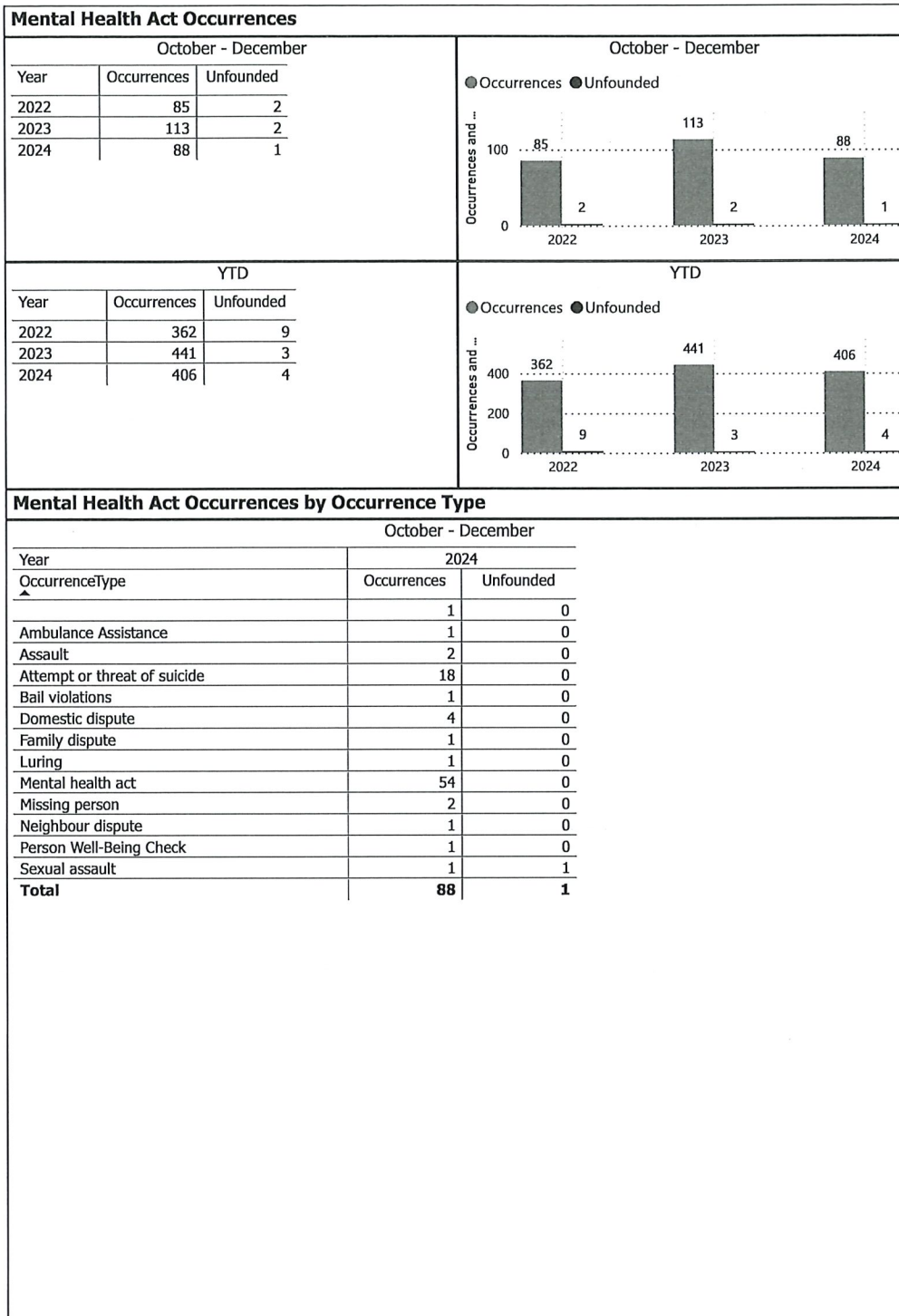


Detachment: 2C - DRYDEN
Location code(s): 2C00 - DRYDEN

Area(s): 2002 - City of Dryden
Data source date:
06-Jan-2025

Report Generated on:
06-Jan-2025 2:13:50 PM

**OPP Detachment Board Report
Records Management System
October - December 2024**



Detachment: 2C - DRYDEN

Location code(s): 2C00 - DRYDEN

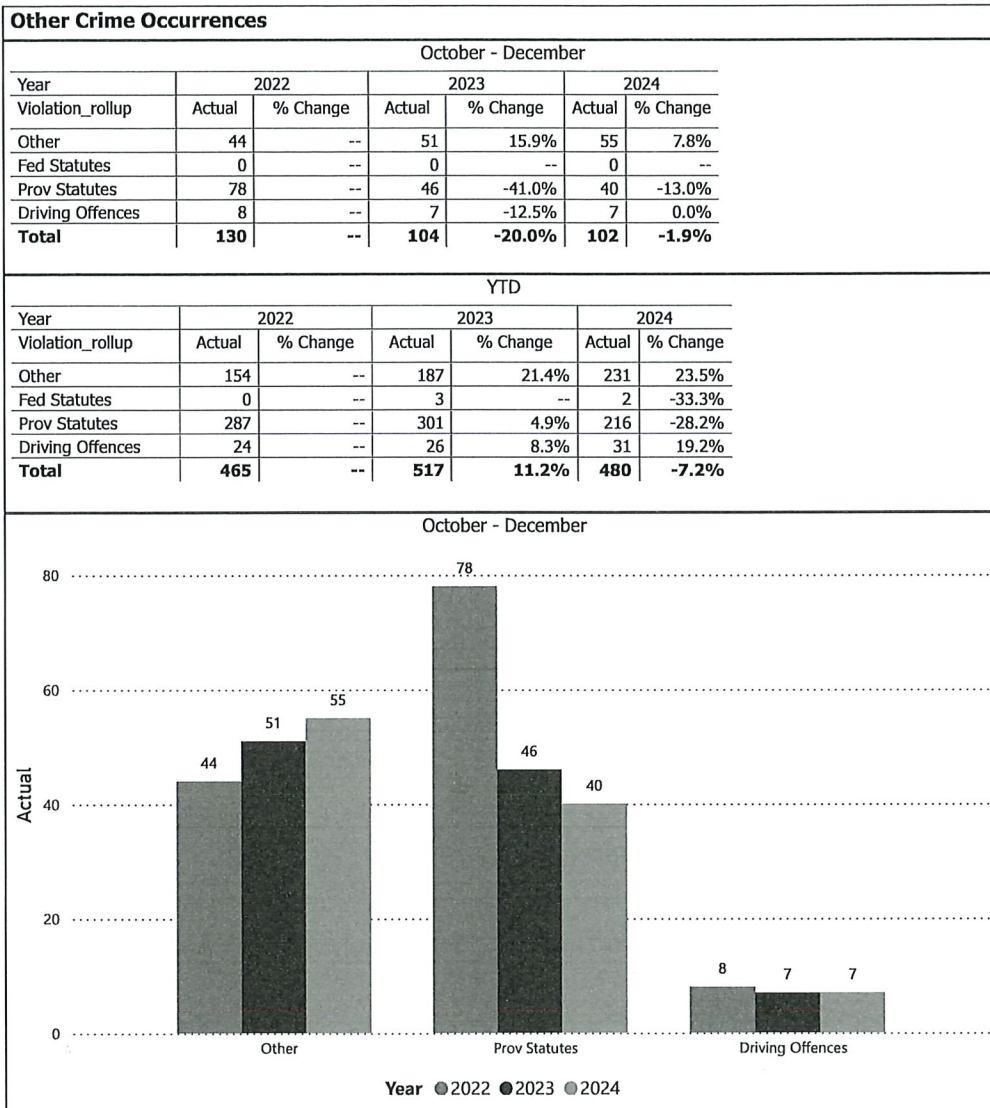
Area(s): 2002 - City of Dryden

Data source date:

06-Jan-2025

Report Generated on:
06-Jan-2025 2:13:50 PM

**OPP Detachment Board Report
Records Management System
October - December 2024**



Detachment: 2C - DRYDEN

Location code(s): 2C00 - DRYDEN

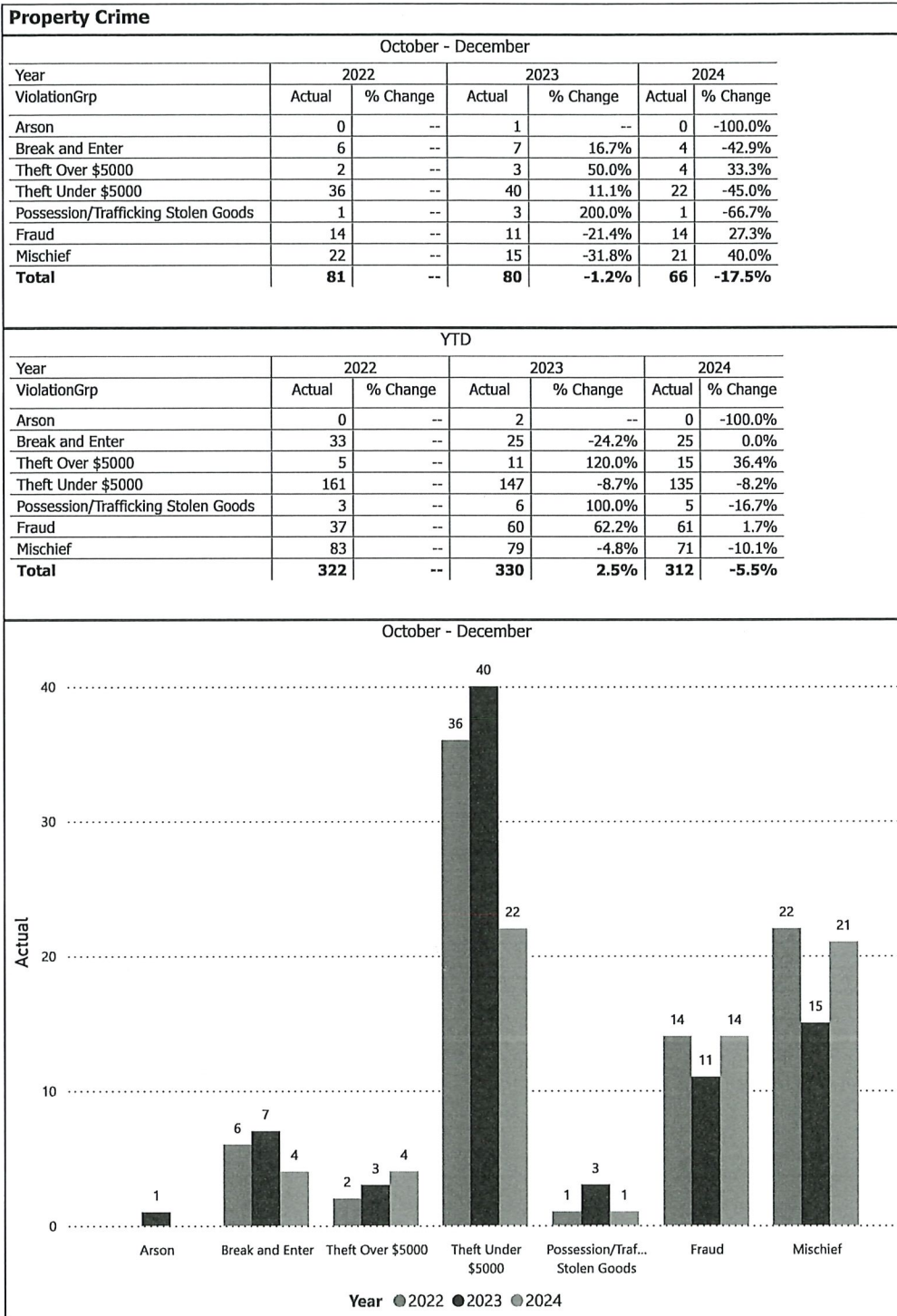
Area(s): 2002 - City of Dryden

Data source date:

06-Jan-2025

Report Generated on:
06-Jan-2025 2:13:50 PM

**OPP Detachment Board Report
Records Management System
October - December 2024**



Detachment: 2C - DRYDEN

Location code(s): 2000 - DRYDEN

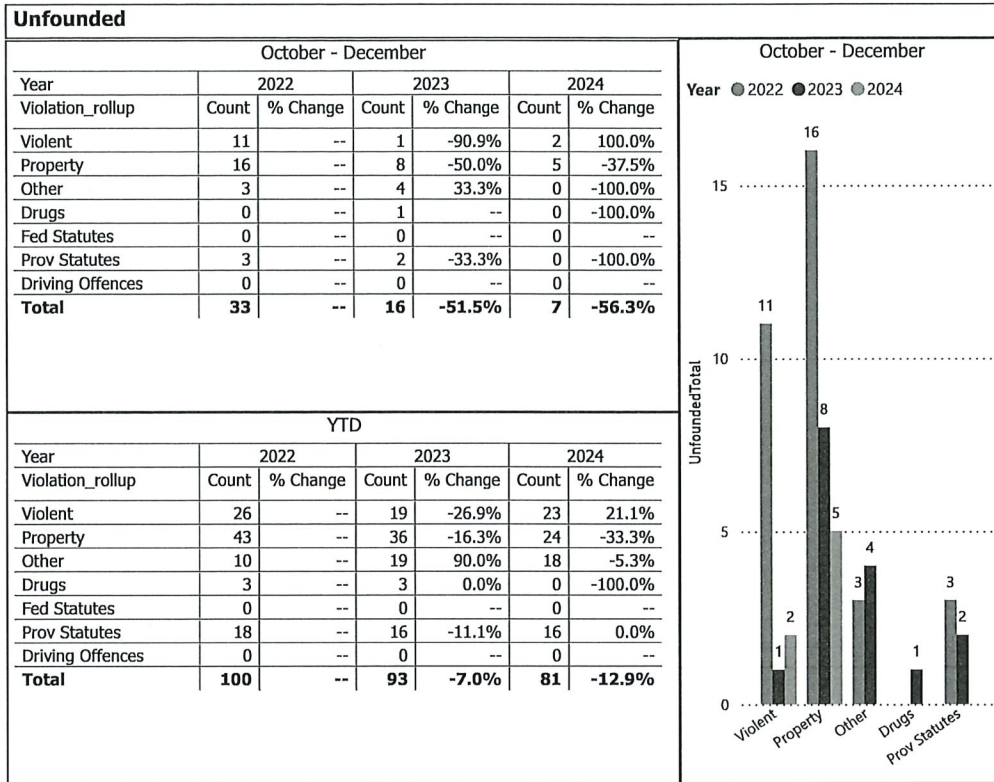
Area(s): 2002 - City of Dryden

Data source date:

06-Jan-2025

Report Generated on:
06-Jan-2025 2:08:15 PM

**OPP Detachment Board Report
Records Management System
October - December 2024**



Detachment: 2C - DRYDEN

Location code(s): 2C00 - DRYDEN

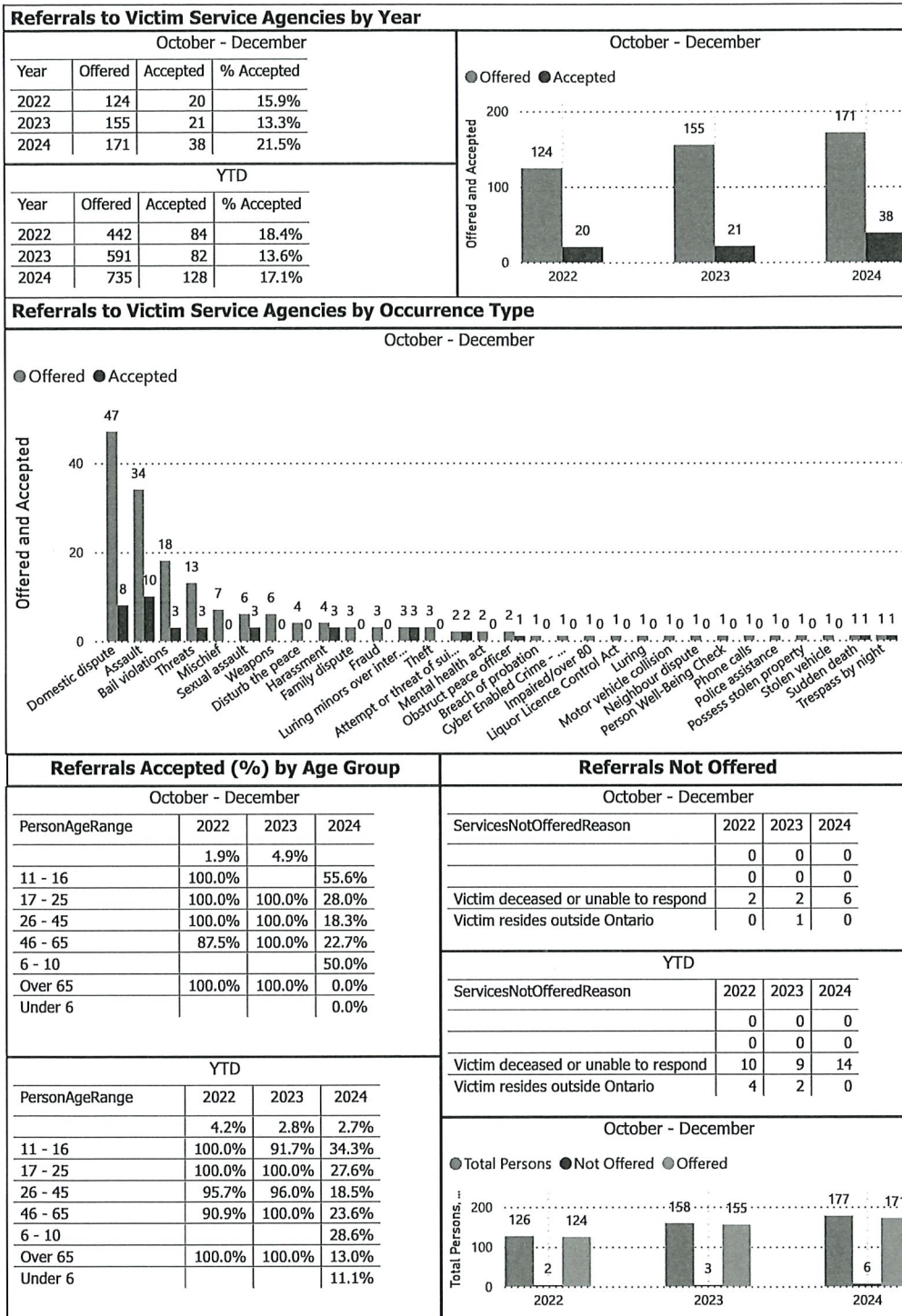
Area(s): 2002 - City of Dryden

Data source date:

06-Jan-2025

Report Generated on:
06-Jan-2025 2:13:50 PM

**OPP Detachment Board Report
Records Management System
October - December 2024**



Detachment: 2C - DRYDEN

Location code(s): 2C00 - DRYDEN

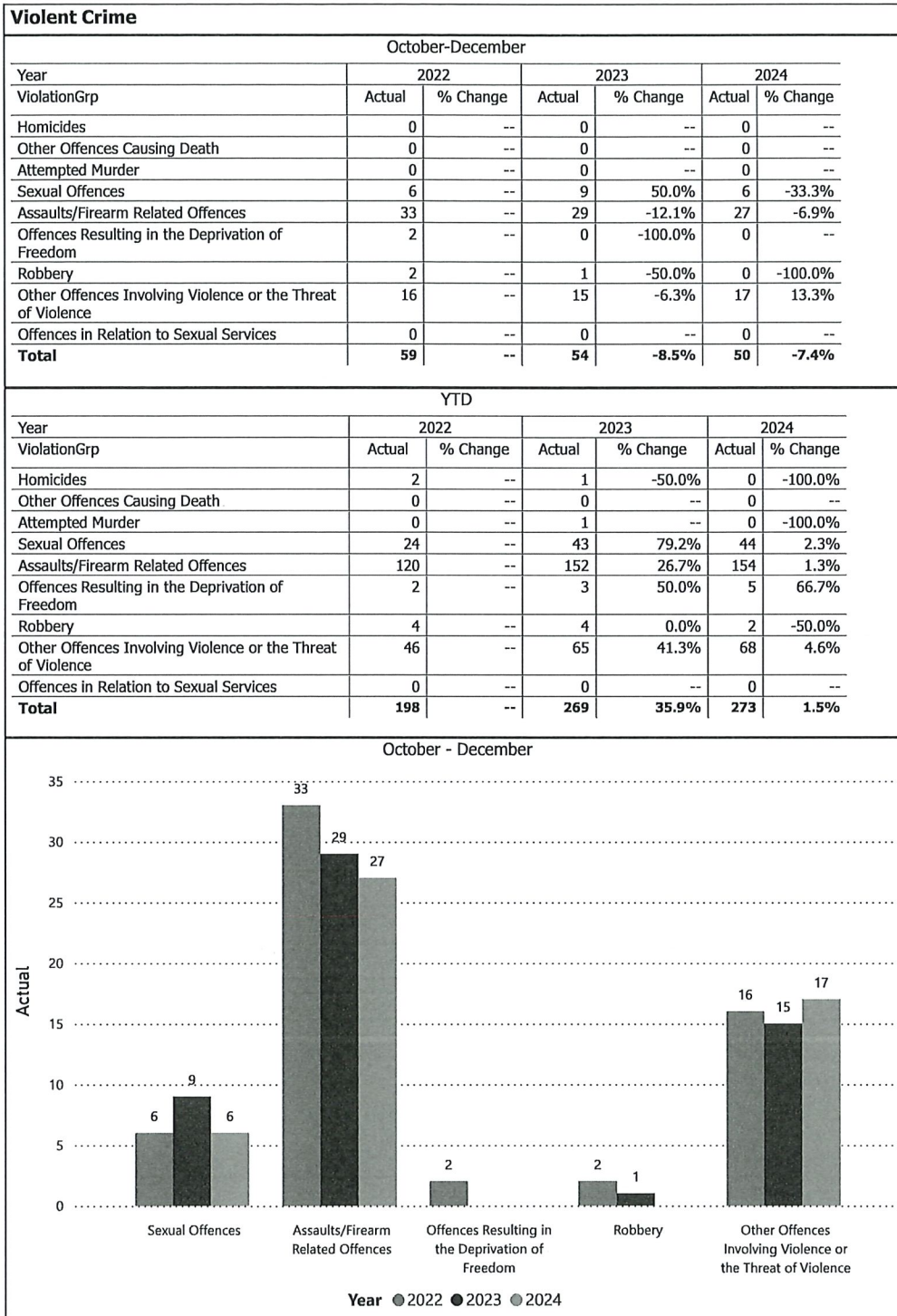
Area(s): 2002 - City of Dryden

Data source date:

06-Jan-2025

Report Generated on:
06-Jan-2025 2:13:50 PM

**OPP Detachment Board Report
Records Management System
October - December 2024**



Detachment: 2C - DRYDEN

Location code(s): 2C00 - DRYDEN


Area(s): 2002 - City of Dryden

Data source date:

06-Jan-2025

Report Generated on:
06-Jan-2025 2:08:15 PM

**OPP Detachment Board Report
Records Management System
October - December 2024**



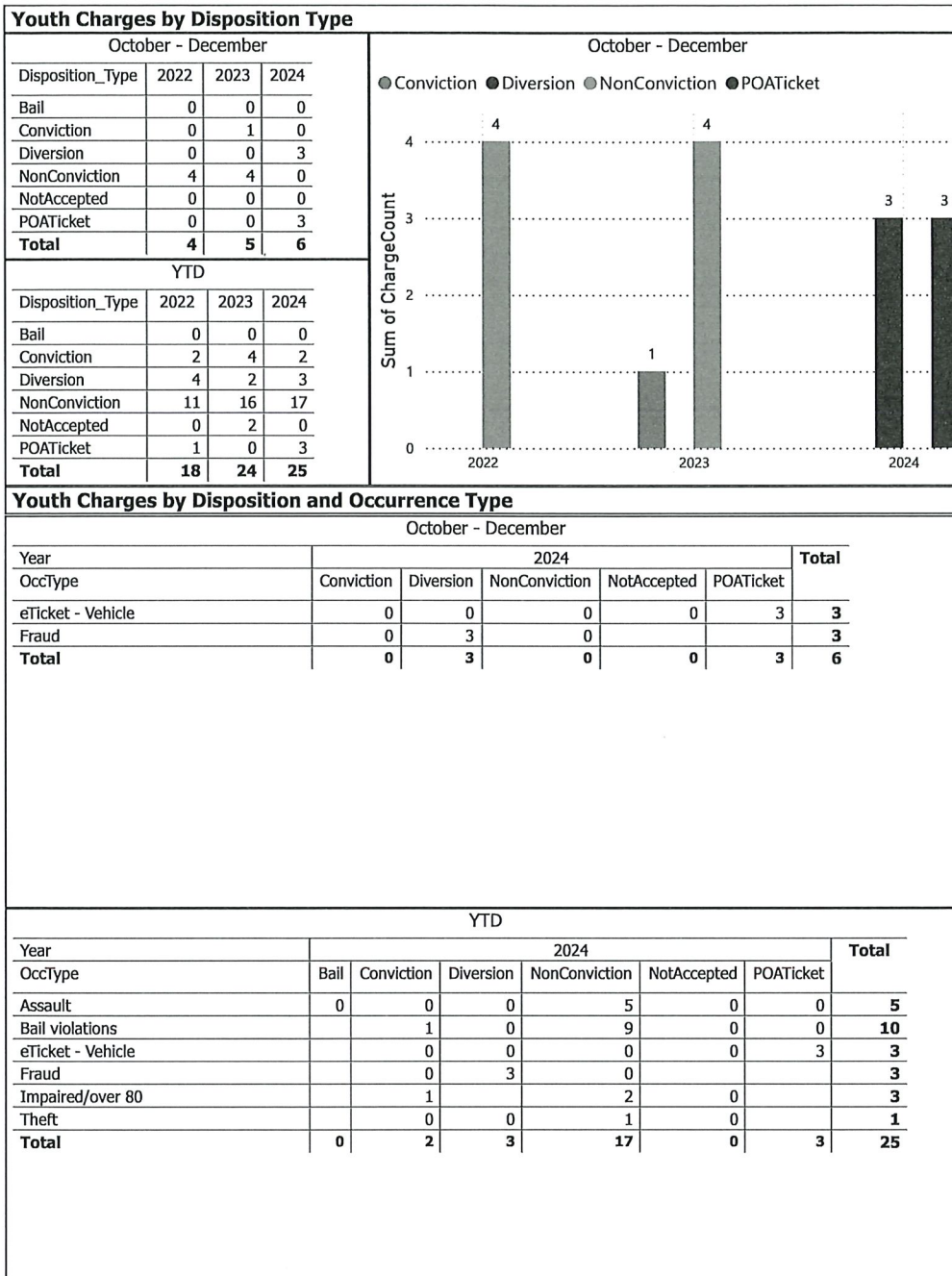
Note: The eTicketing system was not fully implemented until the end of 2022, therefore data is only available beginning in 2023. % Change in 2023 may appear higher in this report due to the incomplete 2022 data.

Detachment: 2C - DRYDEN
Location code(s): 2C00 - DRYDEN

Area(s): 2002 - City of Dryden
Data source date:
6-Jan-25

Report Generated on:
06-Jan-2025 2:11:29 PM

**OPP Detachment Board Report
Records Management System
October - December 2024**



The tables and chart on this page present summarized youth charges by disposition and occurrence type that have been recorded in the OPP Niche RMS application. Of note... the Niche data sourced for this report page only lists youth charges that have had a disposition type entered against them. Therefore, please be aware that the counts of youth charges entries on this report page are under stating the potential sum of youth charges that are in OPP Niche RMS.

Detachment: 2C - DRYDEN
Location code(s): 2C00 - DRYDEN

Area(s): 2002 - City of Dryden
Data source date:
06-Jan-2025

Report Generated on:
06-Jan-2025 2:24:08 PM

Dryden e-Ticket Map

Oct 01 – Dec 31, 2024
145 e-ticket occurrences

