
CITY OF DRYDEN

Police Services Board Detachment Commander's Report



October - December
2025 Fourth Quarter Report

***Forging strong and effective partnerships with
our communities***

Presented: February 2, 2026

*Acting Inspector Matt LEBLANC
Staff Sergeant Mitchell DAVIS*



OPP Detachment Board Report
Records Management System
October - December 2025

Criminal Code and Provincial Statute Charges Laid

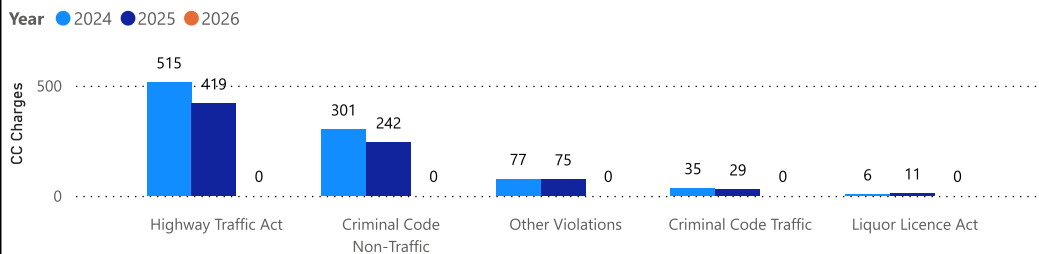
October - December

Year	2024		2025		2026	
ChargeCategory1	Offence Count	% Change	Offence Count	% Change	Offence Count	% Change
Criminal Code Non-Traffic	301	19.0%	242	-19.6%	0	-100.0%
Criminal Code Traffic	35	169.2%	29	-17.1%	0	-100.0%
Highway Traffic Act	515	-7.4%	419	-18.6%	0	-100.0%
Liquor Licence Act	6	20.0%	11	83.3%	0	-100.0%
Other Violations	77	-15.4%	75	-2.6%	0	-100.0%
Total	934	1.7%	776	-16.9%	0	-100.0%

YTD

Year	2024		2025		2026	
ChargeCategory1	Offence Count	% Change	Offence Count	% Change	Offence Count	% Change
Criminal Code Non-Traffic	1,131	10.2%	880	-22.2%	11	-98.8%
Criminal Code Traffic	139	61.6%	145	4.3%	5	-96.6%
Highway Traffic Act	3,791	40.1%	2,516	-33.6%	33	-98.7%
Liquor Licence Act	57	90.0%	49	-14.0%	1	-98.0%
Other Violations	380	20.6%	338	-11.1%	5	-98.5%
Total	5,498	32.1%	3,928	-28.6%	55	-98.6%

October - December



Traffic Related Charges

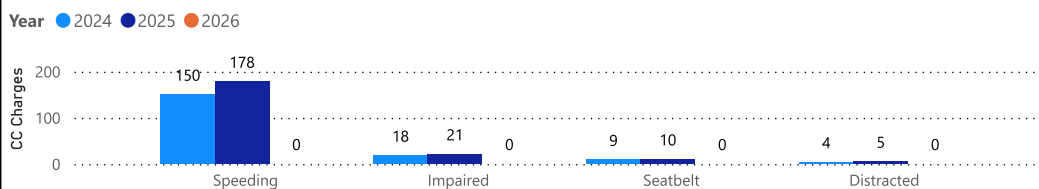
October - December

Year	2024		2025		2026	
ChargeCategory2	Offence Count	% Change	Offence Count	% Change	Offence Count	% Change
Speeding	150	-28.2%	178	18.7%	0	-100.0%
Seatbelt	9	200.0%	10	11.1%	0	-100.0%
Impaired	18	100.0%	21	16.7%	0	-100.0%
Distracted	4	-63.6%	5	25.0%	0	-100.0%

YTD

Year	2024		2025		2026	
ChargeCategory2	Offence Count	% Change	Offence Count	% Change	Offence Count	% Change
Speeding	1,578	34.5%	1,166	-26.1%	8	-99.3%
Seatbelt	57	58.3%	96	68.4%	0	-100.0%
Impaired	103	37.3%	99	-3.9%	2	-98.0%
Distracted	41	-66.1%	50	22.0%	1	-98.0%

October - December



Detachment: 2C - DRYDEN

Location code(s): 2C00 - DRYDEN

Area(s): ALL

Data source date:

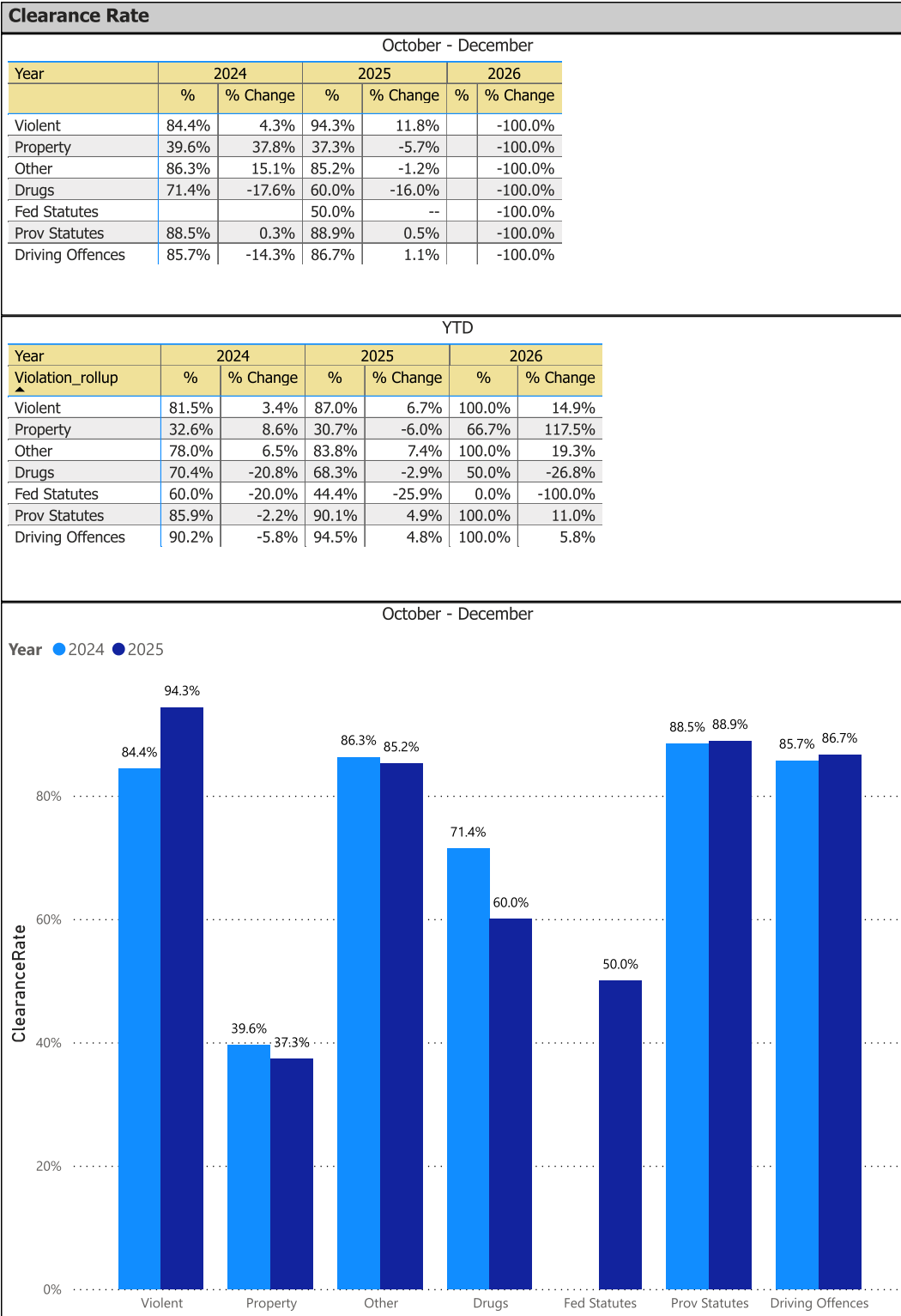
12-Jan-26

Report Generated on:

12-Jan-2026 3:42:56 PM



OPP Detachment Board Report
Records Management System
October - December 2025



Detachment: 2C - DRYDEN

Location code(s): 2C00 - DRYDEN

Area(s): ALL

Data source date:

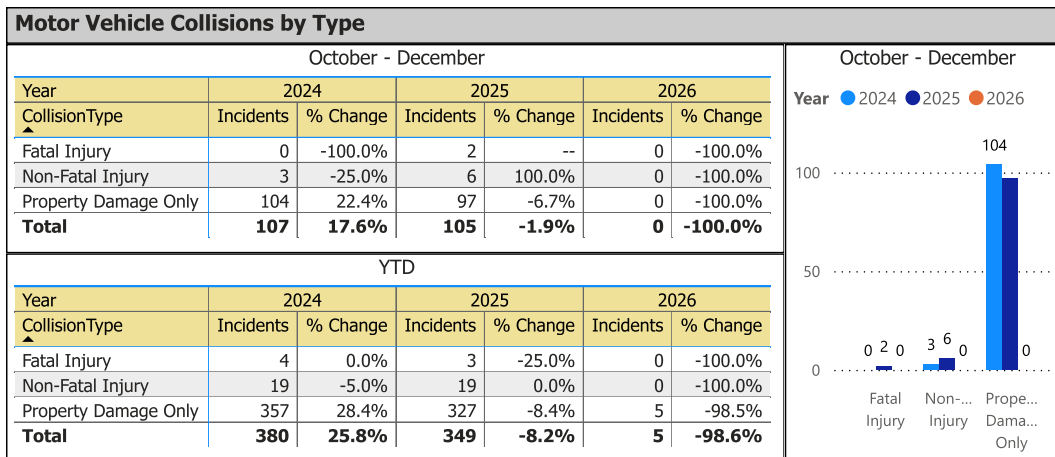
12-Jan-2026

Report Generated on:

12-Jan-2026 3:42:56 PM



OPP Detachment Board Report
Collision Reporting System
October - December 2025



Data source (Collision Reporting System) date:
12-Jan-2026

Detachment: 2C - DRYDEN

Location code(s): 2C00 - DRYDEN

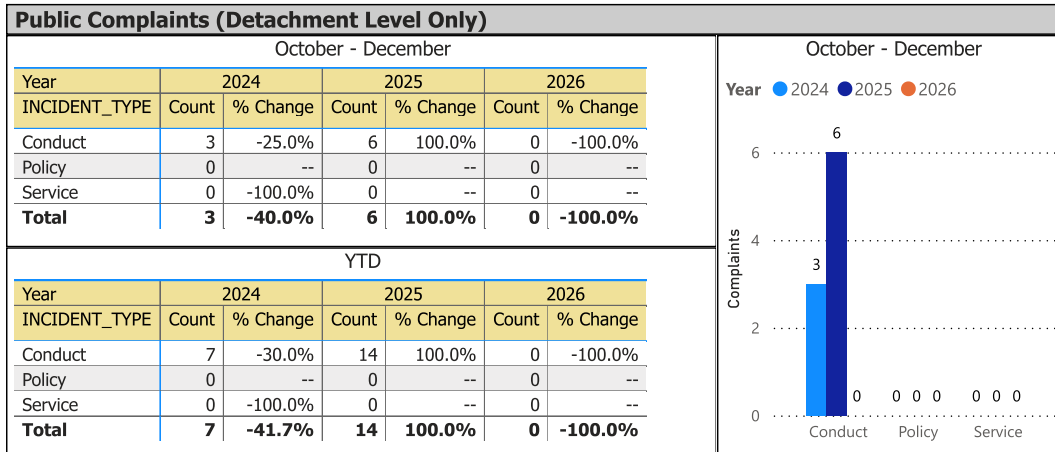
Area(s): ALL

Data source date:
12-Jan-2026

Report Generated on:
12-Jan-2026 3:42:56 PM

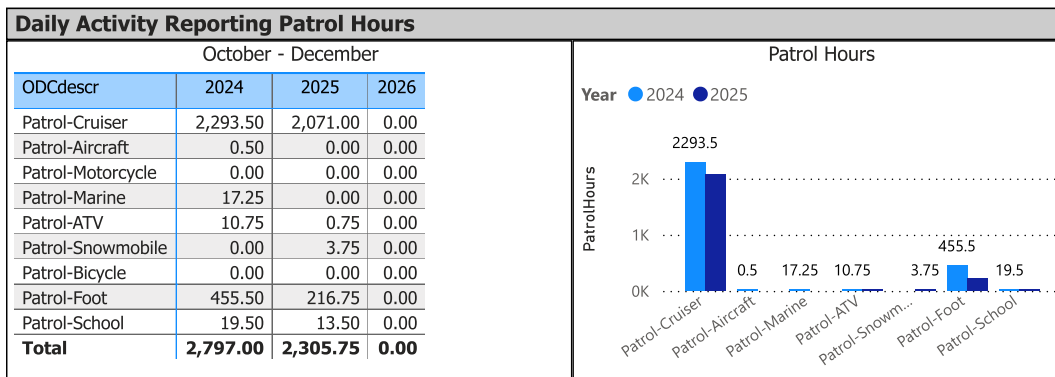


OPP Detachment Board Report Records Management System October - December 2025



Data source: RMS Data Feed
Ontario Provincial Police, Professional Standards Bureau Commander Reports - File Manager System
Data source date:
12-Jan-2026

Daily Activity Reporting



Data source (Daily Activity Reporting System) date:
12-Jan-2026

Detachment: 2C - DRYDEN
Location code(s): 2C00 - DRYDEN

Data source date:
12-Jan-2026

Report Generated on:
12-Jan-2026 3:42:56 PM



OPP Detachment Board Report
Records Management System
October - December 2025

Drug Crime

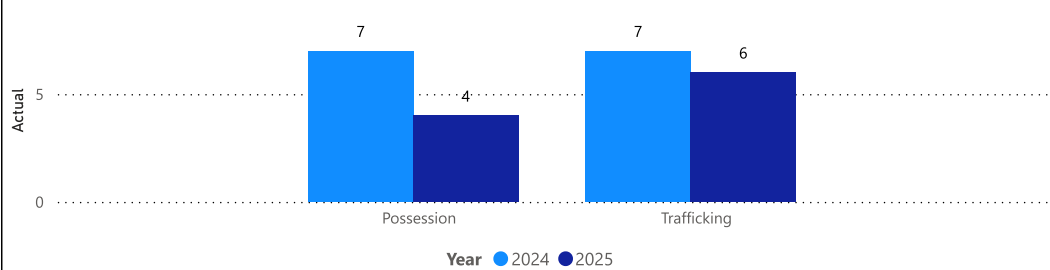
October - December

Year	2024		2025		2026	
ViolationGrp	Actual	% Change	Actual	% Change	Actual	% Change
Possession	7	-12.5%	4	-42.9%	0	-100.0%
Trafficking	7	0.0%	6	-14.3%	0	-100.0%
Importation & Production	0	--	0	--	0	--
Cannabis Possession	0	--	0	--	0	--
Cannabis Distribution	0	--	0	--	0	--
Cannabis Sale	0	--	0	--	0	--
Cannabis Importation & Exportation	0	--	0	--	0	--
Cannabis Production	0	--	0	--	0	--
Other Cannabis Violations	0	--	0	--	0	--
Total	14	-6.7%	10	-28.6%	0	-100.0%

YTD

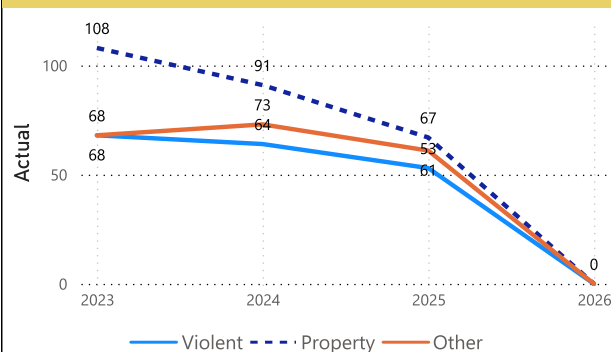
Year	2024		2025		2026	
ViolationGrp	Actual	% Change	Actual	% Change	Actual	% Change
Possession	27	-6.9%	28	3.7%	2	-92.9%
Trafficking	27	8.0%	32	18.5%	0	-100.0%
Importation & Production	0	--	0	--	0	--
Cannabis Possession	0	--	0	--	0	--
Cannabis Distribution	0	--	0	--	0	--
Cannabis Sale	0	--	0	--	0	--
Cannabis Importation & Exportation	0	--	0	--	0	--
Cannabis Production	0	--	0	--	0	--
Other Cannabis Violations	0	--	0	--	0	--
Total	54	0.0%	60	11.1%	2	-96.7%

October - December



Top 3 Violation Types

October - December



Top 5 Violation Groups

October - December

ViolationGrp	2023	2024	2025	2026	Total
Provincial Statutes	51	52	45	0	148
Failure to Comply	48	53	42	0	143
Assaults/Firearm Related Offences	35	33	35	0	103
Theft Under \$5000	41	28	31	0	100
Mischief	24	25	13	0	62

Detachment: 2C - DRYDEN

Location code(s): 2C00 - DRYDEN

Area(s): ALL

Data source date:

12-Jan-2026

Report Generated on:

12-Jan-2026 3:42:56 PM



October - December									
Type	Motor Vehicle			Motorized Snow Vehicle			Off-Road Vehicle		
Year	Alcohol/Drugs	Incidents	% Change	Alcohol/Drugs	Incidents	% Change	Alcohol/Drugs	Incidents	% Change
2024	0	0	-100.0%	0	0	--	0	0	--
2025	0	2	--	0	0	--	0	0	--
2026	0	0	-100.0%	0	0	--	0	0	--

Fatalities in Detachment Area - Persons Killed						
October - December						
Type	Motor Vehicle		Motorized Snow Vehicle		Off-Road Vehicle	
Year	Persons Killed	% Change	Persons Killed	% Change	Persons Killed	% Change
2024	0	-100.0%	0	--	0	--
2025	2	--	0	--	0	--
2026	0	-100.0%	0	--	0	--

[illegible]

October - December

Year	Speeding	Distracted	Alcohol/Drugs	Wildlife	NoSeatbelt
2024	0	0	0	0	0
2025	0	1	0	0	0
2026	0	0	0	0	1

Report Generated on:
12-Jan-2026 3:42:56 PM



OPP Detachment Board Report
Records Management System
October - December 2025

Mental Health Act Occurrences		
October - December		October - December
Year	Occurrences	Unfounded
2024	109	2
2025	120	0
2026	0	0

YTD		YTD
Year	Occurrences	Unfounded
2024	523	5
2025	557	3
2026	11	0

Mental Health Act Occurrences by Occurrence Type		
October - December		
Year	2026	
OccurrenceType	Occurrences	Unfounded
Total	0	0

Detachment: 2C - DRYDEN

Location code(s): 2C00 - DRYDEN

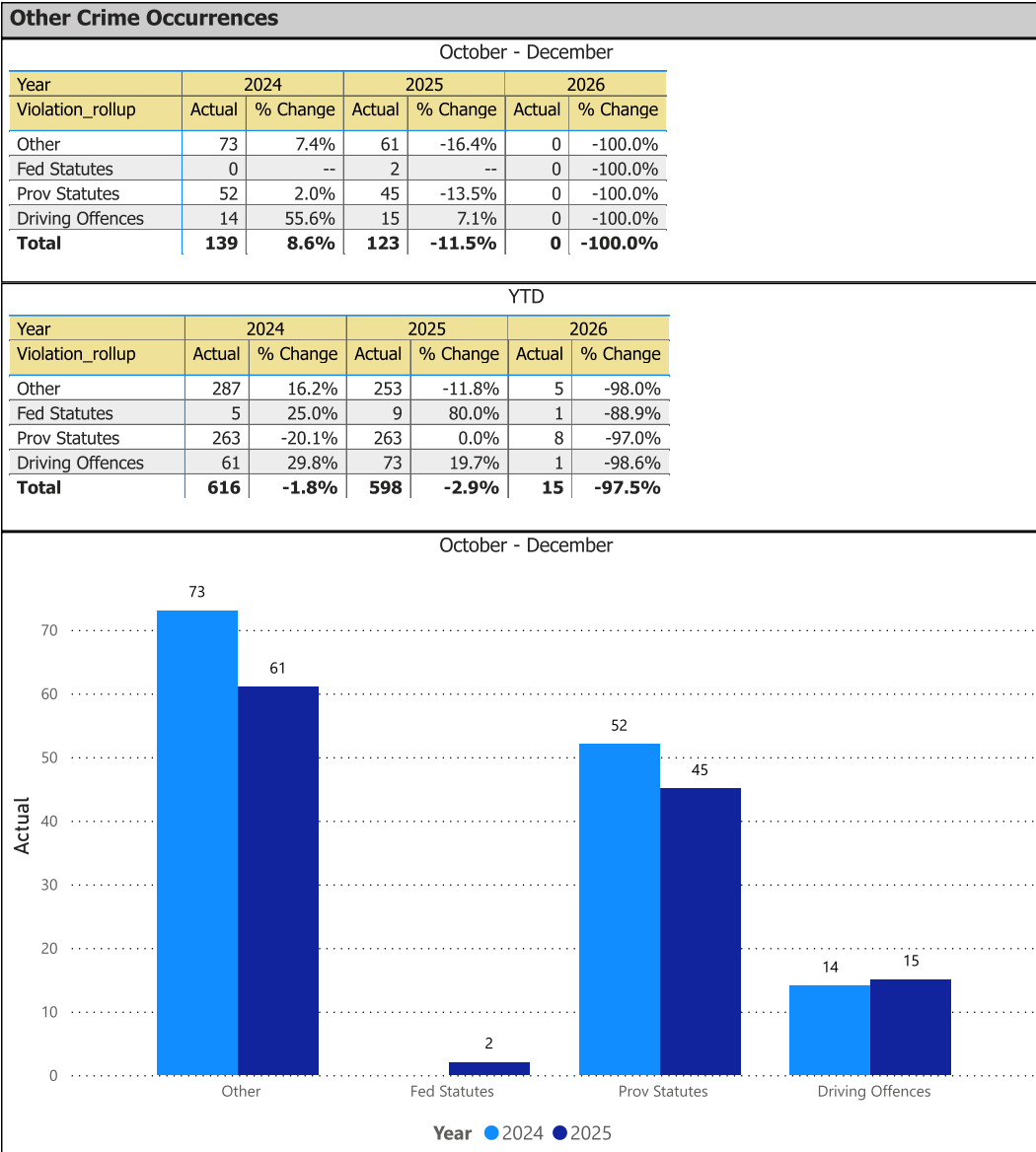
Area(s): ALL

Data source date:
12-Jan-2026

Report Generated on:
12-Jan-2026 3:42:56 PM



OPP Detachment Board Report
Records Management System
October - December 2025



Detachment: 2C - DRYDEN

Location code(s): 2C00 - DRYDEN

Area(s): ALL

Data source date:

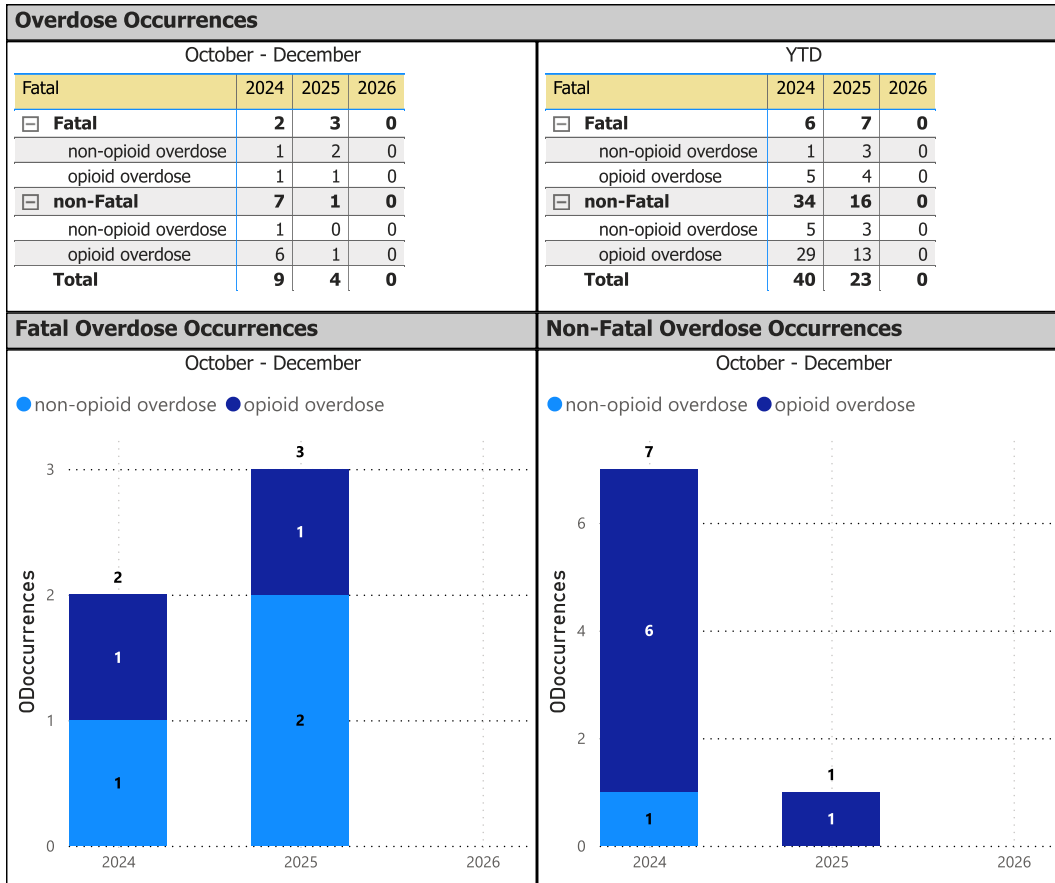
12-Jan-2026

Report Generated on:

12-Jan-2026 3:42:56 PM



OPP Detachment Board Report
Records Management System
October - December 2025



Detachment: 2C - DRYDEN

Location code(s): 2C00 - DRYDEN

Area(s): ALL

Data source date:

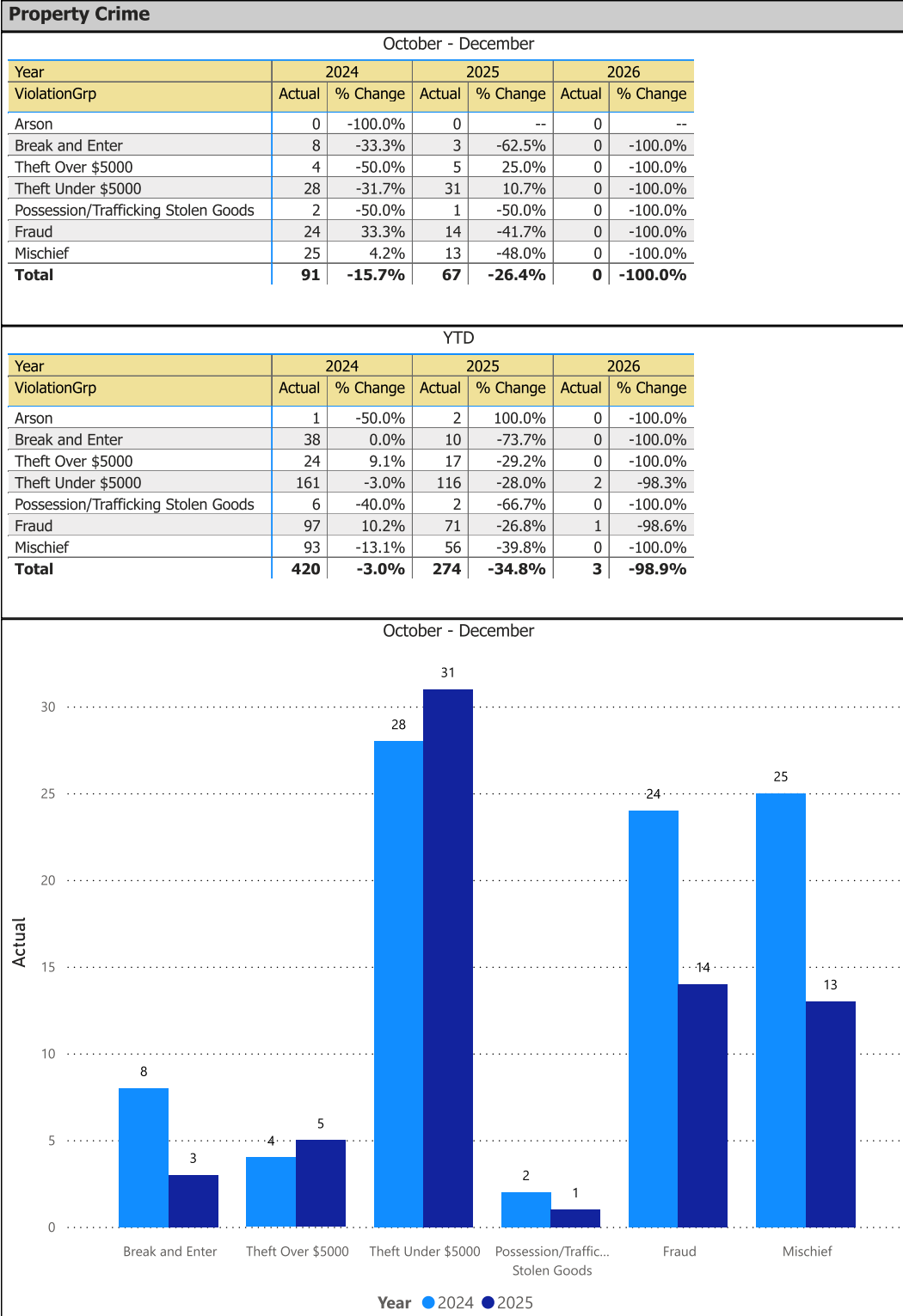
12-Jan-2026

Report Generated on:

12-Jan-2026 3:42:56 PM



OPP Detachment Board Report
Records Management System
October - December 2025



Detachment: 2C - DRYDEN

Location code(s): 2C00 - DRYDEN

Area(s): ALL

Data source date:

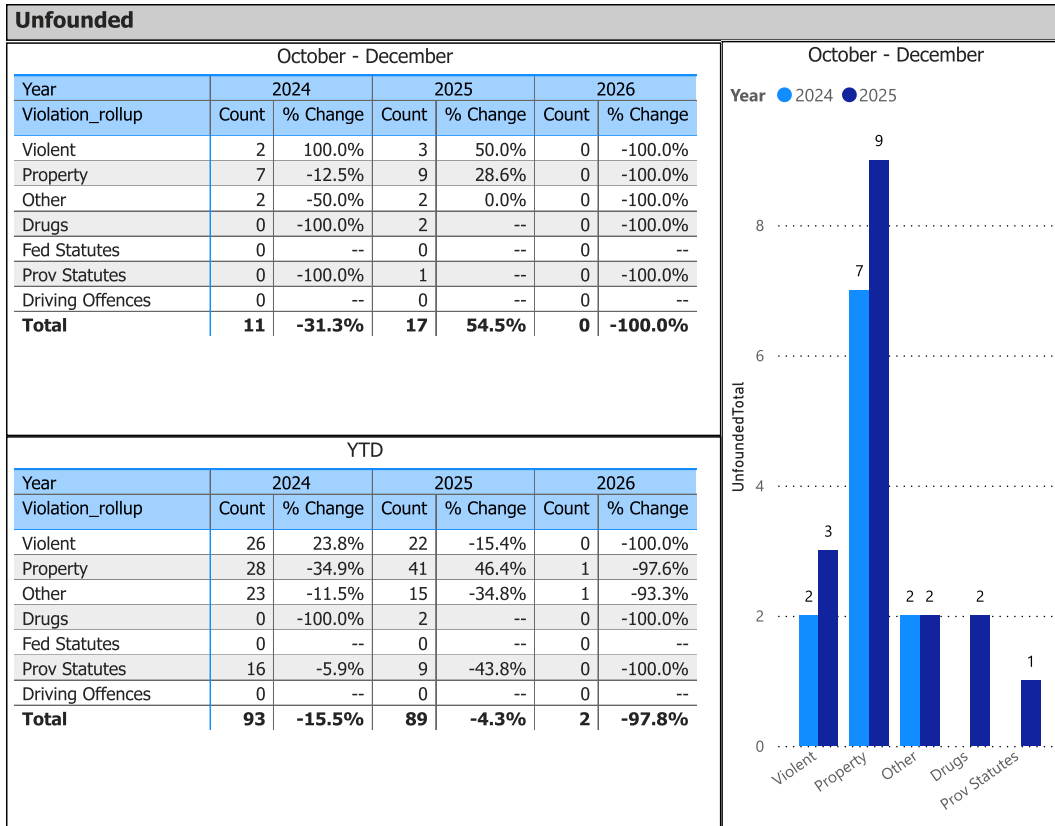
12-Jan-2026

Report Generated on:

12-Jan-2026 3:42:56 PM



OPP Detachment Board Report
Records Management System
October - December 2025



Detachment: 2C - DRYDEN

Location code(s): 2C00 - DRYDEN

Area(s): ALL

Data source date:

12-Jan-2026

Report Generated on:

12-Jan-2026 3:42:56 PM



October - December

YTD			
Year	Offered	Accepted	% Accepted
2024	986	191	19.0%
2025	934	192	20.5%
2026	13	6	46.2%

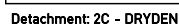


October - December

October - December

October - December

YTD

YTDOctober - December

Location code(s): 2C00 - DRYDEN

Area(s): ALL

Data source date:

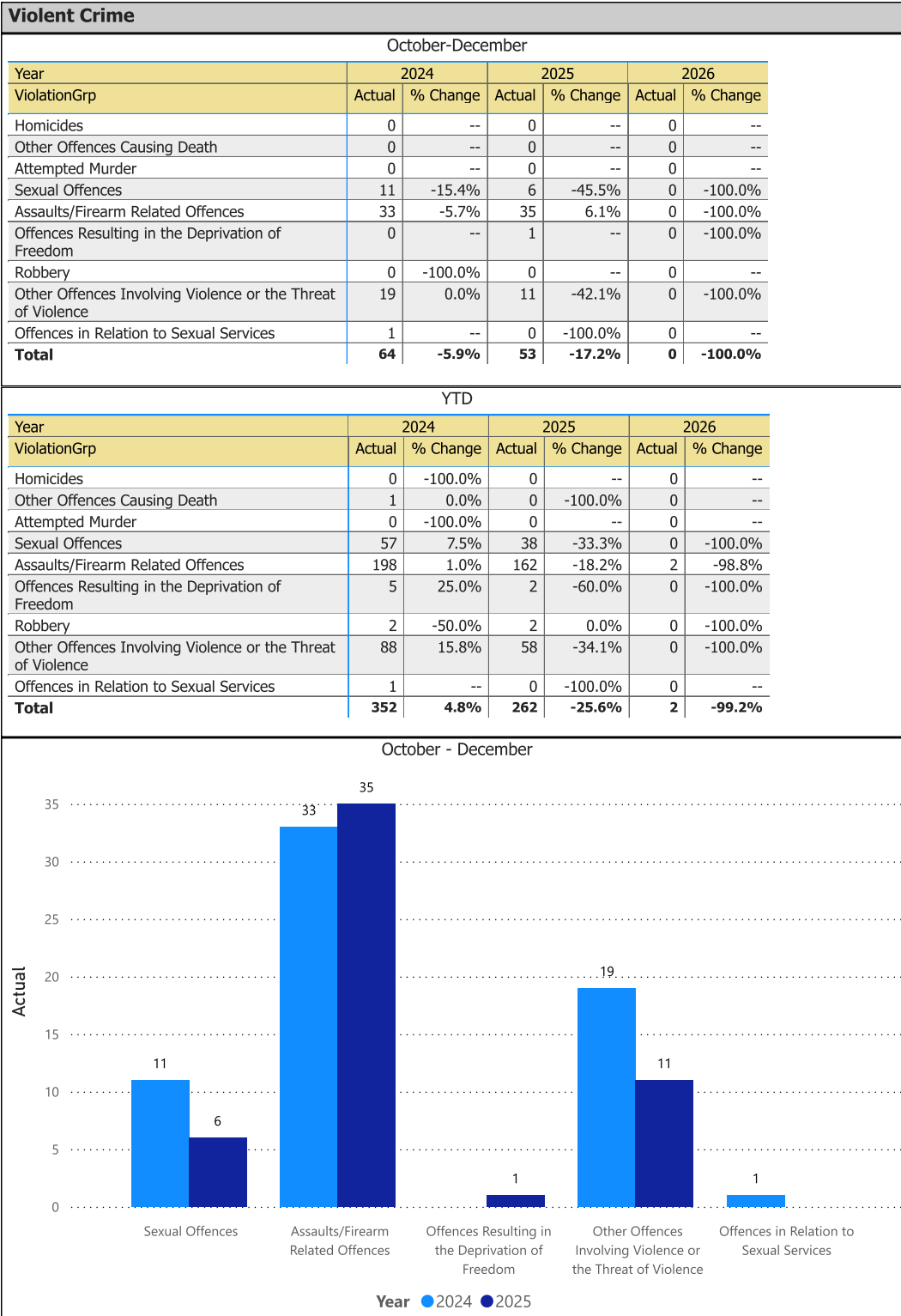
12-Jan-2026

Report Generated on:

12-Jan-2026 3:42:56 PM



OPP Detachment Board Report
Records Management System
October - December 2025



Detachment: 2C - DRYDEN

Location code(s): 2C00 - DRYDEN

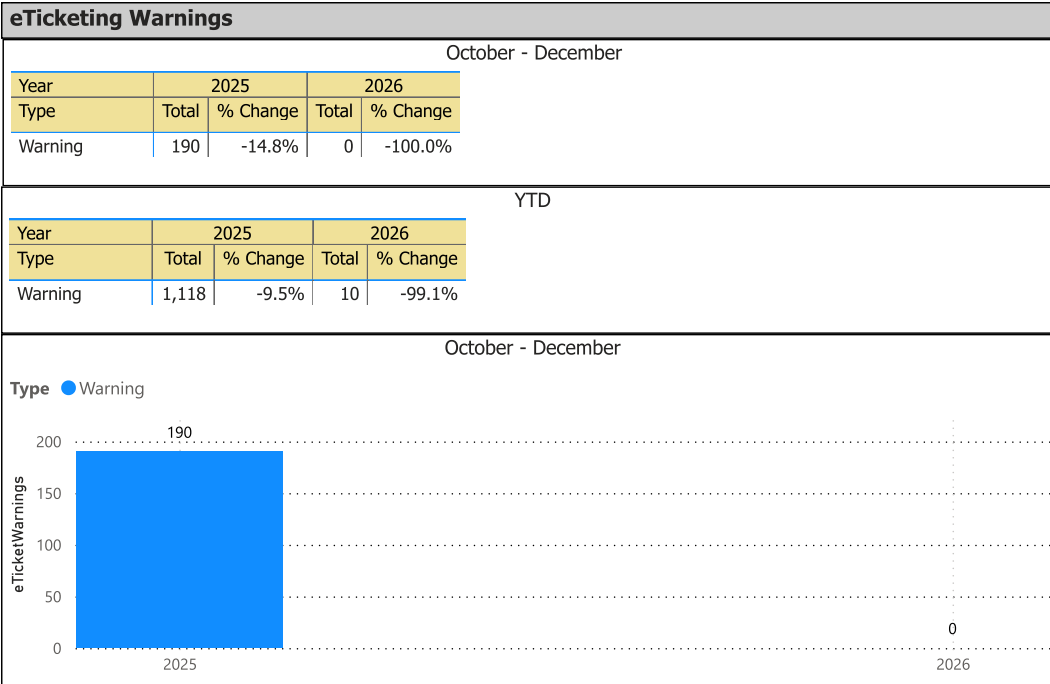
Area(s): ALL

Data source date:
12-Jan-2026

Report Generated on:
12-Jan-2026 3:42:56 PM



**OPP Detachment Board Report
Records Management System
October - December 2025**



Note: The eTicketing system was not fully implemented until the end of 2022, therefore data is only available beginning in 2023. % Change in 2023 may appear higher in this report due to the incomplete 2022 data.

Detachment: 2C - DRYDEN

Location code(s): 2C00 - DRYDEN

Area(s): ALL

Data source date:

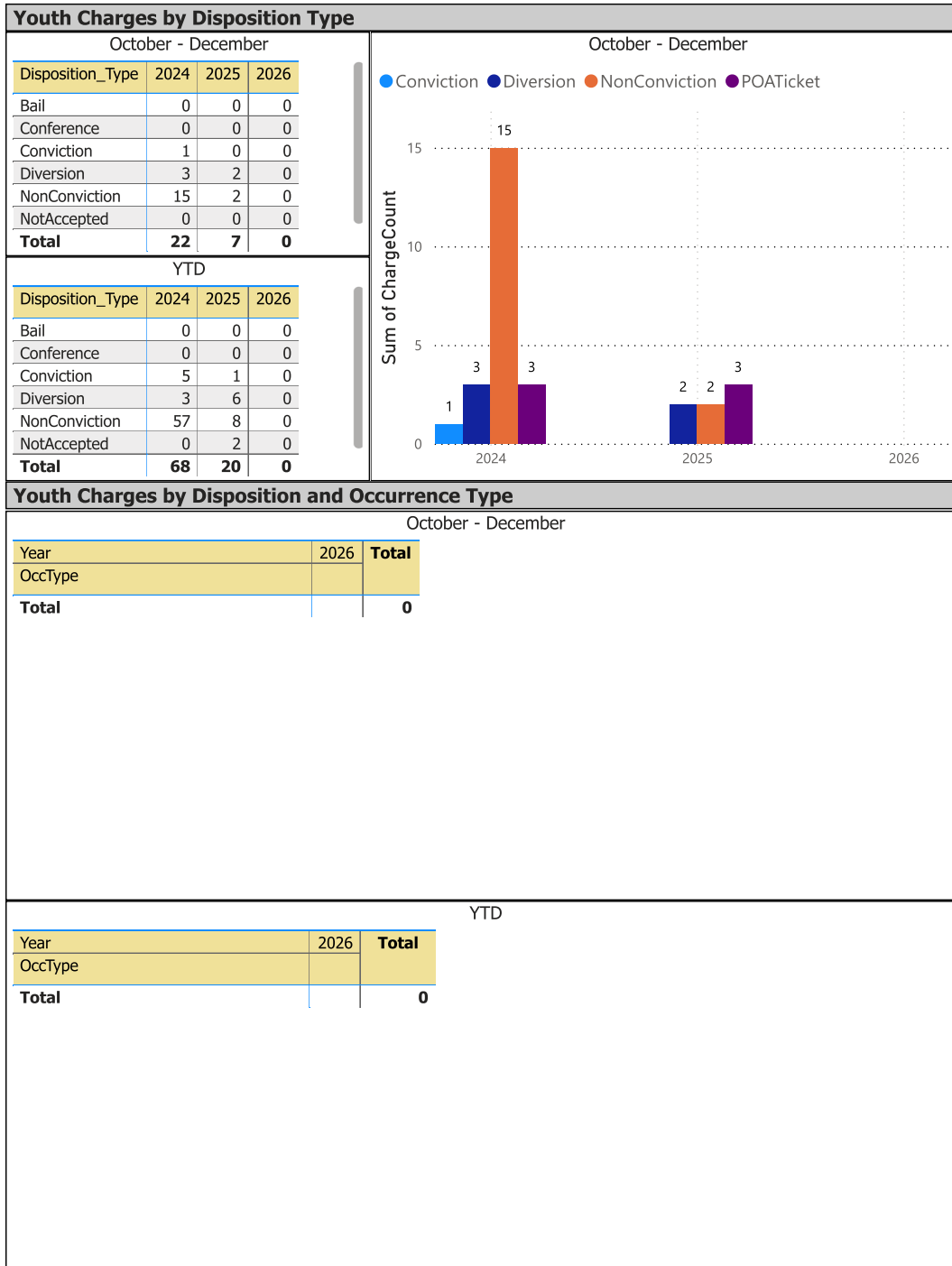
12-Jan-26

Report Generated on:

12-Jan-2026 3:44:25 PM



OPP Detachment Board Report
Records Management System
October - December 2025



The tables and chart on this page present summarized youth charges by disposition and occurrence type that have been recorded in the OPP Niche RMS application. Of note... the Niche data sourced for this report page only lists youth charges that have had a disposition type entered against them. Therefore, please be aware that the counts of youth charges entries on this report page are under stating the potential sum of youth charges that are in OPP Niche RMS.

Detachment: 2C - DRYDEN

Location code(s): 2C00 - DRYDEN

Area(s): ALL

Data source date:

12-Jan-2026

Report Generated on:

12-Jan-2026 3:46:50 PM

Calls For Service (CFS) Billing Summary Report

KENORA Dist. - Dryden C

Max Date Loaded Jan 12, 2026

Billing Category <i>(Billing categories below do not match traditional crime groupings)</i>	2025				2024			
	October to December	Year to Date	Time Std	YTD Weighted Hrs	October to December	Year to Date	Time Std	YTD Weighted Hrs
Violent Criminal Code	51	10	14.80	148.00	49	27	14.80	399.60
Property Crime Violations	61	15	6.20	93.00	78	16	6.20	99.20
Other Criminal Code Violations (Excluding traffic)	51	16	7.10	113.60	62	11	7.10	78.10
Drug Possession	7	5	5.90	29.50	9	6	5.90	35.40
Drugs	6	5	88.10	440.50	4	2	88.10	176.20
Operational	342	97	3.90	378.30	447	162	3.90	631.80
Operational2	106	27	1.70	45.90	86	39	1.70	66.30
Statutes & Acts	115	28	3.50	98.00	108	46	3.50	161.00
Traffic	60	22	3.80	83.60	50	26	3.80	98.80
Total	799	225		1,430.40	893	335		1,746.40

Note to Detachment Commanders:

- **The content of each report is to be shared by the Detachment Commander only with the municipality for which it was generated. The municipality may treat this as a public document and distribute it as they wish.**
- All data is sourced from the Niche RMS application. Included are 'reported' occurrences (actuals and unfounded occurrences) for 'billable' occurrences ONLY. Data is refreshed on a weekly basis.
- The Traffic category includes motor vehicle collision (MVC) occurrences entered into Niche (UCR code 8521). MVCs are NOT sourced from the eCRS application for this report.
- Only the primary violation is counted within an occurrence.
- Time standards displayed are for the 2025 billing period.

Note to Municipalities:

- Data contained within this report is dynamic in nature and numbers will change over time as the Ontario Provincial Police continues to investigate and solve crime.
- This report is NOT to be used for crime trend analysis as not all occurrences are included.
- Data groupings within this report do not match traditional crime groupings seen in other public reports such as the OPP Detachment Board reports or Statistics Canada reporting.